


# **AUSTIN**

AUSTIN-HEALEY 100

## **PARTS LIST**



**THE AUSTIN MOTOR CO LTD**  
**LONGBRIDGE**  
**BIRMINGHAM**

# **PARTS LIST**

## **for the**

# **AUSTIN-HEALEY 100**

### **IMPORTANT**

**WHEN ORDERING SPARE PARTS ALWAYS QUOTE  
THE VEHICLE PARTICULARS TO ENSURE CORRECT  
REPLACEMENTS.**

Vehicle particulars can be obtained from the plate fixed on the scuttle side casing on the driver's side of the vehicle.

The body number is stamped on a plate fixed to the scuttle dash on the right hand side underneath the bonnet.

Sample Plate

MADE IN ENGLAND			
PLEASE QUOTE			
CAR No.	BN.I	138975	
ENGINE No.	IB	139018	
THE AUSTIN MOTOR CO. LTD.			
LONGBRIDGE			
BIRMINGHAM - ENGLAND			

**THE AUSTIN MOTOR CO. LTD.**  
**LONGBRIDGE - - - BIRMINGHAM**  
**ENGLAND**

**VEHICLE TYPES**

**DETAIL INDEX**

**PART NUMBER INDEX**

**ENGINE**

**CLUTCH**

**ELECTRICAL**

**GEARBOX AND  
OVERDRIVE**

**PROPELLER SHAFT**

**REAR AXLE AND BRAKES**

**STEERING**

**FRONT SUSPENSION  
AND BRAKES**

**BRAKE PIPES**

**REAR SUSPENSION**

**CHASSIS FRAME**

**CONTROLS**

**PETROL TANK**

**RADIATOR**

**ROAD WHEELS**

**TOOLS**

**BODY INDEX**

**REPRINTED PAGES**  
FOR  
**THE AUSTIN-HEALEY 100 PARTS LIST**  
**PUBLICATION 1050**

These revised and additional pages (listed below), should be inserted in your Austin-Healey 100 Parts List and the existing pages should be destroyed. These pages replace all the engine and chassis sections (NOT body sections—these will be issued shortly) including preface pages i to xviii.

Preface, pages 1 to 6 ... ..	Edition 2
Illustration—Plate A—to face Engine, page 1.	
Engine, pages 1 to 18 ... ..	Edition 2
Illustration—Plate AA—to face Engine, page 4.	
Illustration—Plate AA—to face Engine, page 8.	
Illustration—Plate AB—to face Engine, page 10.	
Illustration—Plate AC—to face Engine, page 14.	
Illustration—Plate AE—to face Engine, page 16.	
Illustration—Plate AD—to face Clutch, page 1.	
Clutch, pages 1 and 2 ... ..	Edition 2
Electrical, pages 1 to 6 ... ..	Edition 2
Illustration—Plate B—to face Gearbox and Overdrive, page 1.	
Gearbox and Overdrive, pages 1 to 12 ... ..	Edition 2
Illustration—Plate BA—to face Gearbox and Overdrive, page 4.	
Illustration—Plate BA—to face Gearbox and Overdrive, page 6.	
Illustrations—Plates C, CA—to face Gearbox and Overdrive, page 8.	
Illustrations—Plates, CB, CC—to face Gearbox and Overdrive, page 9.	
Propeller Shaft, pages 1 and 2 ... ..	Edition 3
Illustration—Plate D—to face Rear Axle, page 1.	
Rear Axle, pages 1 to 6 ... ..	Edition 3
Illustration—Plate DC—to face Rear Axle, page 4.	
Illustration—Plate DD—to face Rear Axle, page 6.	
Illustration—Plate E—to face Steering, page 1.	
Steering, pages 1 to 6 ... ..	Edition 4
Illustration—Plate E—to face Steering, page 2.	
Illustration—Plate EB—to face Steering, page 3.	
Illustration—Plate F—to face Front Suspension, page 1.	
Front Suspension, pages 1 to 4 ... ..	Edition 3
Illustration—Plate F—to face Front Suspension, page 2.	
Illustration—Plate FB—to face Front Suspension, page 5.	
Brake Pipes, pages 1 and 2 ... ..	Edition 3
Rear Suspension, pages 1 and 2 ... ..	Edition 3
Chassis Frame, pages 1 and 2 ... ..	Edition 2
Controls, pages 1 to 6 ... ..	Edition 2
Illustration—Plate AB—to face Controls, page 2.	
Illustration—Plates DG, DF—to face Controls, page 6.	
Petrol Tank, pages 1 and 2 ... ..	Edition 3
Radiator, pages 1 and 2 ... ..	Edition 2
Road Wheels, pages 1 and 2 ... ..	Edition 2
Tools, pages 1 and 2 ... ..	Edition 2

**Where there wasn't an Illustration Plate one has been inserted using diagrams from Moss Motors Catalogue and the 100 Workshop Manual.**

## EXPLANATORY

This Parts List for the AUSTIN-HEALEY 100 is in loose leaf form with the object of enabling Austin Distributors and Dealers to keep a complete and up-to-date record. It has been divided into sections for easy reference; the order in which these sections occur are listed below :—

- |                          |                   |                    |
|--------------------------|-------------------|--------------------|
| 1. ENGINE                | 11. CHASSIS FRAME | 20. BOOT           |
| 2. CLUTCH                | 12. CONTROLS      | 21. HOOD           |
| 3. ELECTRICAL            | 13. PETROL TANK   | 22. DOORS          |
| 4. GEARBOX AND OVERDRIVE | 14. RADIATOR      | 23. CASINGS        |
| 5. PROPELLER SHAFT       | 15. ROAD WHEELS   | 24. MOULDINGS      |
| 6. REAR AXLE             | 16. TOOLS         | 25. FLOOR FITTINGS |
| 7. STEERING              | 17. BODY SHELL    | 26. SEATS          |
| 8. FRONT SUSPENSION      | 18. BONNET        | 27. HEATER         |
| 9. BRAKE PIPES           | 19. WINDSCREEN    | 28. BODY EQUIPMENT |
| 10. REAR SUSPENSION      |                   | 29. BUMPERS        |

Reprinted pages or supplements will be issued periodically as occasions arise consequent upon record revisions and/or changes in design.

The Austin Service Journal reference column is included so that details of all changes in design can be appended for quick reference.

ABBREVIATIONS: B—Body. C—Car/Chassis. C.E.—Car/Engine. E—Engine. L.H.—Left hand. L.H.S.—Left Hand Steering. O/D—Overdrive. R.H.—Right hand. R.H.S.—Right Hand Steering.

In consequence of alterations and improvements, the Company in no way holds itself liable or responsible as to alteration in details in respect to orders. Delivery on any specified date is not guaranteed.

The Company retains the right of making alterations to this list without notice, should it be deemed necessary.



## VEHICLE DATA

Vehicle Type	Type Symbol	Commencing		Commencing Date
		Chassis Number	Engine Number	
R. H. Steering ... ..	BN. I	138975	136894	May, 1953
L. H. Steering ... ..	BN. 1L	138031		
R. H. Steering ... ..	BN. 2	Car/Engine Number		August, 1955
		228047		
L. H. Steering ... ..	BN. 2L			

# INDEX

Description	Section	Page	Description	Section	Page
Accelerator ... ..	Controls ... ..	1	Flywheel ... ..	Engine ... ..	4
Air Cleaner ... ..	Engine ... ..	16	Footbrake Controls ... ..	Controls ... ..	4
Air Strangler ... ..	Electrical ... ..	1	Front Cover, Engine... ..	Engine ... ..	2
Axle, Rear ... ..	Rear Axle ... ..	1, 4	Front Plate, Engine ... ..	Engine ... ..	2
Axle Bumpers, Rear... ..	Rear Suspension ... ..	2	Front Suspension ... ..	Front Suspension ... ..	1
Backplates, Front ... ..	Front Suspension ... ..	5	Fuse Block ... ..	Electrical ... ..	1
Backplates, Rear ... ..	Rear Axle ... ..	3	Gearbox Assembly ... ..	Gearbox & Overdrive ... ..	1, 4
Balance Lever and Carrier, Rear ... ..	Controls ... ..	6	Gearbox Case ... ..	Gearbox & Overdrive ... ..	1, 4
Battery ... ..	Electrical ... ..	1	Gear Carrier ... ..	Rear Axle ... ..	1, 4
Bevel Pinion ... ..	Rear Axle ... ..	1, 5	Handbrake Controls ... ..	Controls ... ..	6
Body Shell ... ..	Body Shell ... ..	1	Handbrake Lever ... ..	Controls ... ..	6
Body Equipment ... ..	Body Equipment ... ..	1	Heater ... ..	Heater ... ..	1
Bonnet ... ..	Bonnet ... ..	1	Heater Connections ... ..	Engine ... ..	13
Boot and Fittings ... ..	Boot ... ..	1	Hood ... ..	Hood ... ..	1
Brakes, Front... ..	Front Suspension ... ..	5	Horn ... ..	Electrical ... ..	2
Brakes, Rear ... ..	Rear Axle ... ..	3, 6	Hubs, Front ... ..	Front Suspension ... ..	3, 4
Brake Cable ... ..	Controls ... ..	6	Hubs, Rear ... ..	Rear Axle ... ..	2, 5
Brake Cross Rods ... ..	Controls ... ..	6	Idle Assembly ... ..	Steering ... ..	5
Brake Cylinders: Front Brakes ... ..	Front Suspension ... ..	5	Ignition Coil ... ..	Engine ... ..	17
Brake Cylinders: Rear Brakes ... ..	Rear Axle ... ..	3, 6	Instruments ... ..	Electrical ... ..	1
Brake Drums, Front ... ..	Front Suspension ... ..	5	Joint Washer Sets ... ..	Engine ... ..	3
Brake Drums, Rear ... ..	Rear Axle ... ..	3, 6	Lamps ... ..	Electrical ... ..	5
Brake Pedal ... ..	Controls ... ..	4	Laygear ... ..	Gearbox & Overdrive ... ..	3, 6
Brake Pipes ... ..	Brake Pipes ... ..	1	Layshaft ... ..	Gearbox & Overdrive ... ..	3, 6
Brake Shoes, Front Brakes ... ..	Front Suspension ... ..	5	Main Bearings ... ..	Engine ... ..	1
Brake Shoes, Rear Brakes ... ..	Rear Axle ... ..	3, 6	Mainshaft and Gears ... ..	Gearbox & Overdrive ... ..	3, 5, 6
Bumpers ... ..	Bumpers ... ..	1	Master Cylinder ... ..	Controls ... ..	5
Camshaft and Gear ... ..	Engine ... ..	4	Mounting, Engine ... ..	Engine ... ..	3
Camshaft Liners ... ..	Engine ... ..	2	Mounting, Gearbox ... ..	Gearbox & Overdrive ... ..	11
Camshaft Chain ... ..	Engine ... ..	4	Mudwings ... ..	Body Shell ... ..	1
Carburettors ... ..	Engine ... ..	15	Number Plate, Front ... ..	Bumpers ... ..	1
Carburettor Adaptors ... ..	Engine ... ..	11	Oil Dipper Rod ... ..	Engine ... ..	8
Carpets ... ..	Floor Fittings ... ..	1	Oil Filter ... ..	Engine ... ..	16
Casings ... ..	Casings ... ..	1	Oil Pressure Pipe ... ..	Engine ... ..	17
Change Speed Lever ... ..	Gearbox & Overdrive ... ..	1, 4	Oil Pump Assembly ... ..	Engine ... ..	8
Chassis Frame and Brackets ... ..	Chassis Frame ... ..	1	Oil Reservoir... ..	Engine ... ..	8
Clutch Assembly ... ..	Clutch ... ..	1	Oil Strainer ... ..	Engine ... ..	8
Clutch Controls ... ..	Controls ... ..	3	Oil Pipes ... ..	Engine ... ..	8, 10
Clutch Operating Shaft ... ..	Controls ... ..	3	Overdrive Unit ... ..	Gearbox & Overdrive ... ..	7
Clutch Pedal ... ..	Controls ... ..	3	Petrol Gauge ... ..	Electrical ... ..	1
Clutch Withdrawal Fork ... ..	Controls ... ..	4	Petrol Pipes ... ..	Petrol Tank ... ..	1
Coil ... ..	Engine ... ..	17	Petrol Pump ... ..	Engine ... ..	15
Connecting Rods ... ..	Engine ... ..	5	Petrol Tank ... ..	Petrol Tank ... ..	1
Controls, Engine ... ..	Controls ... ..	1	Pistons ... ..	Engine ... ..	6
Controls, Clutch ... ..	Controls ... ..	3	Propeller Shaft ... ..	Propeller Shaft ... ..	1
Crankcase ... ..	Engine ... ..	1	Pulley, Crankshaft ... ..	Engine ... ..	4
Crankcase Rear Cover ... ..	Engine ... ..	2	Pulley, Dynamo ... ..	Engine ... ..	17
Crankshaft and Gear ... ..	Engine ... ..	4	Pulley, Fan and Water Pump ... ..	Engine ... ..	14
Crown Wheel ... ..	Rear Axle ... ..	1, 5	Push Rod, Brake ... ..	Controls ... ..	4
Cut-Out ... ..	Electrical ... ..	1	Push Rods, Engine ... ..	Engine ... ..	9
Cylinder Block ... ..	Engine ... ..	1	Radiator ... ..	Radiator ... ..	1
Cylinder Head ... ..	Engine ... ..	9	Radiator Grille ... ..	Bonnet ... ..	1
Cylinder Side Cover ... ..	Engine ... ..	2	Return Spring, Clutch Pedal ... ..	Controls ... ..	3
Differential Case ... ..	Rear Axle ... ..	1, 4	Return Spring, Footbrake ... ..	Controls ... ..	4
Differential Pinions ... ..	Rear Axle ... ..	1, 5	Reverse Shaft... ..	Gearbox & Overdrive ... ..	4, 6
Differential Pinion Centre ... ..	Rear Axle ... ..	1, 5	Reverse Wheel ... ..	Gearbox & Overdrive ... ..	4, 6
Differential Shafts ... ..	Rear Axle ... ..	2, 5	Road Springs (Coil), Front ... ..	Front Suspension ... ..	2
Differential Wheels ... ..	Rear Axle ... ..	1, 5	Road Springs (Leaf), Rear ... ..	Rear Suspension ... ..	1
Distributor ... ..	Engine ... ..	18	Road Wheels ... ..	Road Wheels ... ..	1
Doors and Fittings ... ..	Doors ... ..	1	Roof ... ..	Roof ... ..	1
Dynamo ... ..	Engine ... ..	17	Seats ... ..	Seats ... ..	1
Dynamo Fan ... ..	Engine ... ..	17	Selector Forks ... ..	Gearbox & Overdrive ... ..	2, 5
Electrical Equipment ... ..	Electrical ... ..	1	Selector Fork Rods ... ..	Gearbox & Overdrive ... ..	2, 5
Engine Controls ... ..	Controls ... ..	1	Shackles, Rear ... ..	Rear Suspension ... ..	1
Engine Unit ... ..	Engine ... ..	1	Shock Absorbers, Front ... ..	Front Suspension ... ..	1
Exhaust Manifold ... ..	Engine ... ..	11			
Exhaust Pipe ... ..	Engine ... ..	12			
Fan ... ..	Engine ... ..	14			
Fan Belt ... ..	Engine ... ..	14			
First Motion Shaft ... ..	Gearbox & Overdrive ... ..	2, 5			
Floor Fittings ... ..	Floor Fittings ... ..	1			

## INDEX—continued

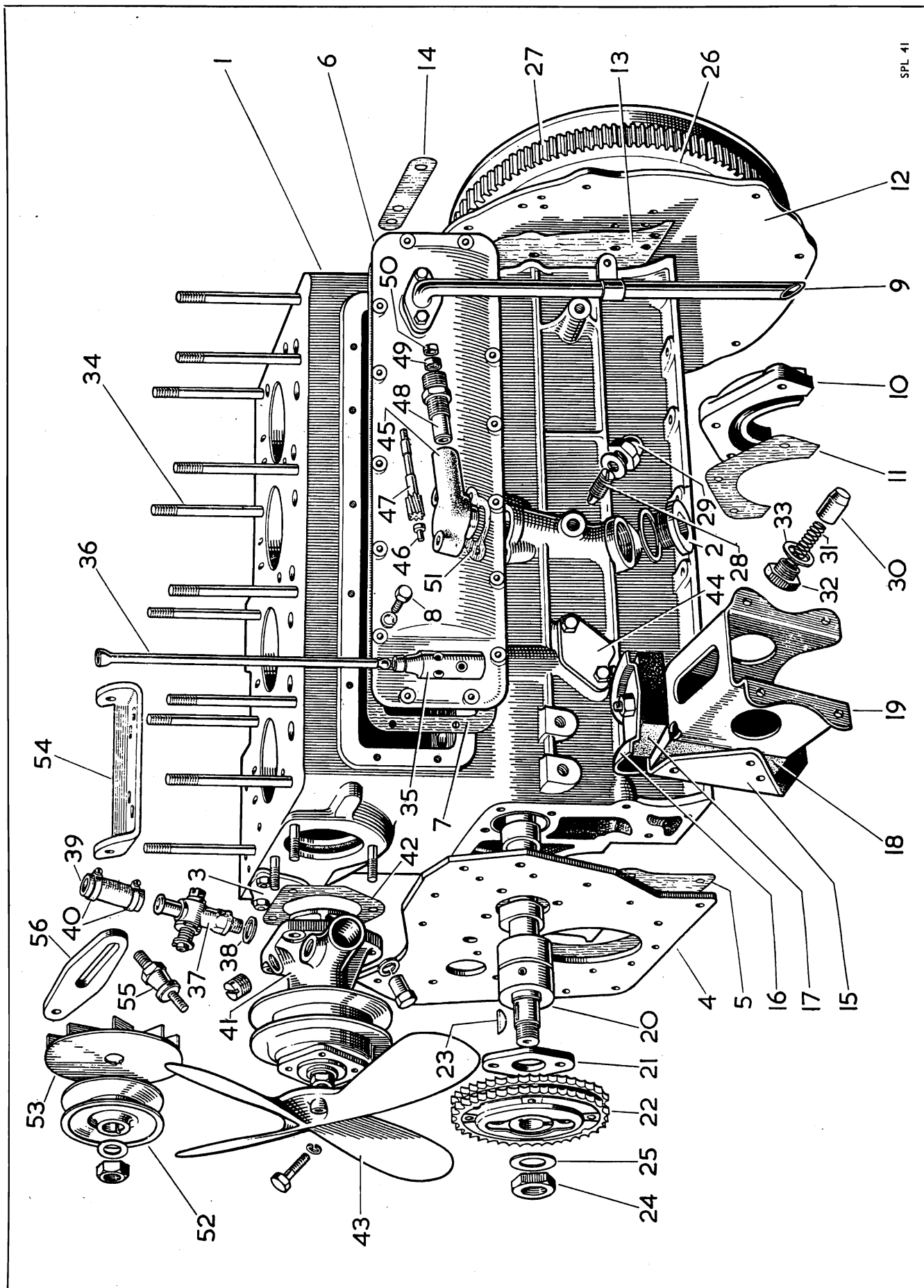
Description	Section	Page	Description	Section	Page
Shock Absorbers, Rear ...	Rear Suspension ...	2	Tachometer Gear Drive ...	Engine ...	17
Silencer ...	Engine ...	12	Tail Pipe ...	Engine ...	12
Sparking Plugs ...	Electrical ...	3	Tappets ...	Engine ...	9
Speed Wheel ...	Gearbox & Overdrive ...	3, 6	Thermostat ...	Engine ...	13
Speedometer and Flex ...	Electrical ...	1	Tool Kit ...	Tools ...	1
Speedometer Gear ...	Gearbox & Overdrive ...	10			
Starter ...	Engine ...	18	Vacuum Ignition Control Pipe	Engine ...	18
Starter Switch ...	Electrical ...	2	Valves ...	Engine ...	9
Starter Control ...	Electrical ...	2	Valve Guides ...	Engine ...	9
Starter Gear ...	Engine ...	4	Valve Rocker Cover ...	Engine ...	10
Steering Gear ...	Steering ...	1, 3	Valve Rocker Gear ...	Engine ...	9
Steering Cross Tube ...	Steering ...	6	Voltage Regulator ...	Electrical ...	1
Steering Idler ...	Steering ...	5			
Steering Levers ...	Steering ...	4, 5, 6	Water Connections ...	Radiator ...	1
Steering Side Tube ...	Steering ...	6	Water Outlet Elbow ...	Engine ...	13
Steering Wheel ...	Steering ...	1	Water Pump ...	Engine ...	14
Stop Light Switch ...	Brake Pipes ...	1	Wheel Cylinders: Front		
Sump ...	Engine ...	8	Brakes ...	Front Suspension ...	5
Supply Tank ...	Controls ...	5	Wheel Cylinders: Rear Brakes	Rear Axle ...	3, 6
Support Brackets, Engine	Engine ...	3	Windscreen ...	Windscreen ...	1
Switches ...	Electrical ...	2	Windscreen Wiper ...	Electrical ...	6
Swivel Axles ...	Front Suspension ...	3	Wiring ...	Electrical ...	3

## ILLUSTRATIONS

The individual parts in the list are numbered and are prefixed with the plate letter, e.g., A9 denotes Plate A, Item 9, in the appropriate section.

Description	Plate Letter
Axle, rear ...	D
Brakes, front ...	FB
Brakes, rear ...	DB
Camshaft ...	A
Clutch ...	AD
Crankshaft ...	AA
Cylinder Block ...	A
Cylinder Head ...	AB
Exhaust Manifold ...	AB
Front Suspension ...	F
Gearbox ...	B, BA
Handbrake ...	DF, DG
Hub, front ...	FA
Hub, rear ...	DA
Oil Filters ...	AE
Oil Reservoir ...	AA
Overdrive ...	C, CA, CB, CC,
Steering Gear ...	E, EB
Steering Idler ...	EA
Water Pump ...	AC

# ENGINE—PLATE A



SPL 41

# ENGINE

Type	Range	Plate	Description	Number per Vehicle	Austin Part Number	Austin Service Journal Reference		
						Vol.	Section	Page
			<b>ENGINE</b>					
			*Stripped engine unit ... ..	1	SRB-19			
			Short block assembly, includes cylinder block with pistons, camshaft, timing gears and front mounting plate ... ..	1	8G 274			
			<b>CYLINDER AND CRANKCASE</b>					
	E.136894-C.E.226094	A1	Cylinder block with pistons, bearings, caps, bushes, plugs and studs (use 58G 370A) ... ..	1	B3-594	25	Engine	10
	C.E.226095 on		Cylinder block with pistons and rear mounting plate (use for replacements of B3-594) ... ..	1	58G 370A			
		A2	Cylinder block with pistons, bearings, caps, bushes, plugs and studs ...	1	58G 370			
			Welch plugs for cylinder block ...	5	2K 8169			
			Restrictor for camshaft bearing oil feed	1	1G 1165			
			Plugs for distributor and oil pump spindle bores ... ..	2	8G 500			
			Washers for plugs ... ..	2	6K 432			
			Plugs for oil ways and water gallery ...	7	2K 6650			
			Welch plug for water gallery, side ...	1	2K 8170			
			Welch plug for water gallery, rear ...	1	2K 8160			
			Plug for main oil channel, front ...	1	2K 6164			
			Washer ... ..	1	6K 433			
			Taper plug for main oil channel, rear ...	1	8G 507			
			Taper plugs for crankcase top face ...	2	6K 38			
			Screwed plug for rear bearing cap ...	1	2K 4608			
			Plug for oil cooler boss ... ..	1	2K 4993			
			Washer for plug ... ..	1	2K 4954			
			Plugs, cork, for front and rear bearing caps ... ..	4	2K 7347			
			Cylinder liners (service purposes only)	4	1B 2027			
		A3	Front cover for water gallery ...	1	1B 1038			
			Joint washer ... ..	1	1B 1039			
			Studs for cover ... ..	3	2K 3405			
			Nuts for studs ... ..	3	2K 3975			
			Spring washers ... ..	3	2K 1210			
			Drain tap ... ..	1	2H 764			
			Drain tap ... ..	1	2H 4427			
			Joint washer— $\frac{1}{8}$ " thick ... ..	1	2K 4954			
			Joint washer— $\frac{3}{32}$ " thick ... ..	1	2K 4975			
			Main half bearings, standard and undersize (use 8G 2058) ... ..	1 set	P 221			
		AA1	Main half bearings (standard) ...	1 set	8G 2058			
			Main half bearings (.010" u/s) ...	1 set	8G 2058A			
			Main half bearings (.020" u/s) ...	1 set	8G 2058B			
			Main half bearings (.030" u/s) ...	1 set	8G 2058C			
			Main half bearings (.040" u/s) ...	1 set	8G 2058D			
		AA2	Thrust washers—upper ... ..	2	ID 943			
		AA3	Thrust washers—lower ... ..	2	ID 1056			
	E.136894-207105		Studs for main bearing caps ...	6	1K 49			
			Nuts for studs ... ..	6	2K 5919			
			Split pins ... ..	6	CPS 0412			

\* Can be supplied reconditioned on Home Market, quote part number SRB-19R.

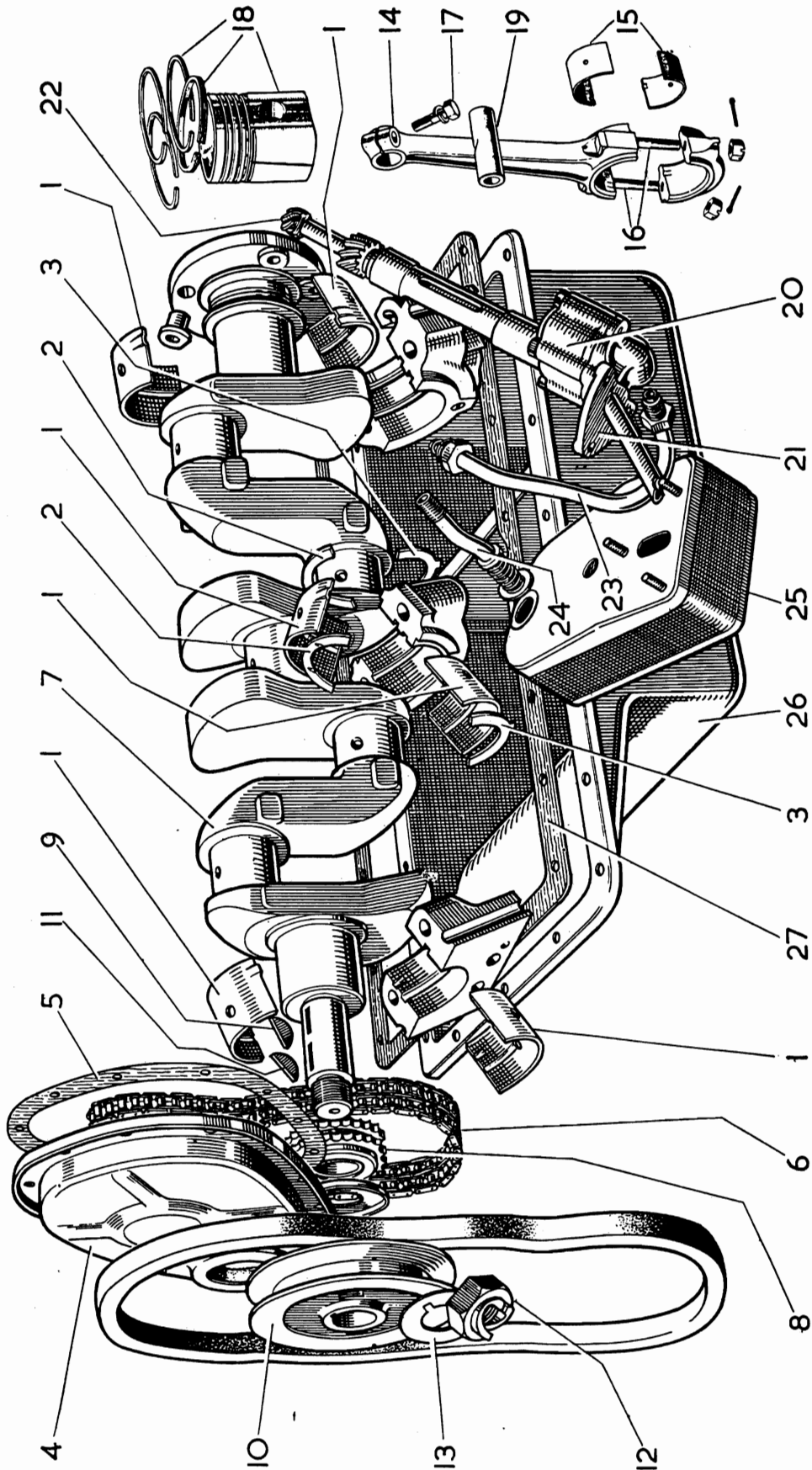
Type	Range	Plate	Description	Number per Vehicle	Austin Part Number	Austin Service Journal Reference		
						Vol.	Section	Page
	E.207106 on		<b>Studs for main bearing caps...</b> ... 6 <b>1K 2810</b> <b>Nuts for studs, self-locking</b> ... 6 <b>1K 2812</b> <b>Spring washers</b> ... 6 <b>2K 5949</b>  <b>Drain pipe in rear bearing cap</b> ... 1 <b>1K 585</b>  <b>Joint washer for rear main bearing cap</b> ... 1 <b>1K 1515</b>  <b>Liner for camshaft bearing, front</b> ... 1 <b>1B 1030</b>  <b>Liner for camshaft bearing, middle</b> ... 1 <b>1K 64</b>  <b>Liner for camshaft bearing, rear</b> ... 1 <b>1K 66</b>					
		AA4	<b>Front cover with oil catcher and felt</b> ... 1 <b>1K 1072</b>					
			Felt ... 1 <b>2K 7139</b>					
		AA5	<b>Joint washer</b> ... 1 <b>1K 45</b>					
			<b>Setscrews, cover to crankcase</b> ... 7 <b>2K 3093</b>					
			<b>Plain washers</b> ... 7 <b>2K 7440</b>					
			<b>Spring washers</b> ... 7 <b>2K 1211</b>					
			<b>Setscrews, cover to engine front plate</b> ... 5 <b>2K 6208</b>					
			<b>Plain washers</b> ... 5 <b>2K 5197</b>					
			<b>Spring washers</b> ... 5 <b>2K 1210</b>					
		A4	<b>Engine front plate</b> ... 1 <b>1B 1176</b>					
		A5	<b>Joint washer</b> ... 1 <b>1D 1524</b>					
			<b>Setscrews, front plate to crankcase</b> ... 5 <b>2K 6562</b>					
			<b>Spring washers</b> ... 5 <b>2K 5895</b>					
		A6	<b>Cylinder side cover</b> ... 1 <b>1B 1436</b>					
		A7	<b>Joint washer</b> ... 1 <b>1B 1439</b>					
		A8	<b>Setscrews, long</b> ... 14 <b>2K 6212</b>					
			<b>Setscrew, short</b> ... 1 <b>2K 3046</b>					
			<b>Fibre washers</b> ... 15 <b>2K 4974</b>					
		A9	<b>Crankcase vent pipe with flange and clip</b> ... 1 <b>1B 2840</b>					
			<b>Joint washer for flange</b> ... 1 <b>1K 99</b>					
			<b>Setscrews to side cover</b> ... 2 <b>2K 3046</b>					
			<b>Spring washers</b> ... 2 <b>2K 1210</b>					
			<b>Setscrew, clip to crankcase</b> ... 1 <b>2K 3093</b>					
			<b>Spring washer</b> ... 1 <b>2K 5319</b>					
	E.136894-C.E.226094	A10	<b>Crankcase rear cover (use 11B 238)</b> ... 1 <b>1K 47</b>			25	Engine	10
	C.E.226095 on		<b>Crankcase rear cover</b> ... 1 <b>11B 238</b>					
	E.136894-C.E.226094	A11	<b>Joint washer (use 11B 239)</b> ... 1 <b>1D 1651</b>			25	Engine	10
	C.E.226095 on		<b>Joint washer</b> ... 1 <b>11B 239</b>					
			<b>Dowels</b> ... 2 <b>11K 131</b>					
			<b>Setscrews, cover to crankcase</b> ... 3 <b>6K 502</b>					
			<b>Locking wire</b> ... 1 <b>2K 6954</b>					
	E.136894-C.E.226094	A12	<b>Engine rear plate (use 11B 235)</b> ... 1 <b>1B 2842</b>			25	Engine	10
	C.E.226095 on		<b>Engine rear plate</b> ... 1 <b>11B 235</b>					
			<b>Dowels</b> ... 2 <b>1K 51</b>					
		A13	<b>Joint washer, rear plate to crankcase</b> ... 1 <b>1D 1652</b>					
		A14	<b>Joint washer, rear plate to crankcase, top</b> ... 1 <b>1K 88</b>					
			<b>Setscrews, rear plate to crankcase</b> ... 8 <b>2K 5946</b>					
			<b>Spring washers</b> ... 8 <b>2K 5895</b>					
	C.E.226095 on		<b>Setscrews, rear plate to rear main bearing cap</b> ... 2 <b>2K 5289</b>					
			<b>Spring washers</b> ... 2 <b>LWN 205</b>					
			<b>Setscrews for blanking off unused tapped holes in plate</b> ... 2 <b>2K 6146</b>					
			<b>Spring washers</b> ... 2 <b>2K 5319</b>					

Type	Range	Plate	Description	Number per Vehicle	Austin Part Number	Austin Service Journal Reference		
						Vol.	Section	Page
			<b>FRONT ENGINE MOUNTINGS</b>					
		A15	Engine front support brackets ...	2	IB 1177			
			Bolts to engine front plate ...	4	2K 8490			
			Nuts for bolts ... ..	4	2K 3977			
			Spring washers ... ..	4	LWN 106			
			Setscrews, brackets to crankcase ...	4	2K 3138			
			Spring washers ... ..	4	LWN 106			
		A16	Engine front mounting buffer brackets ... ..	2	IB 1310			
		A17	Rubber mounting buffers with bolts, top ... ..	2	IB 1311			
			Packing pieces—.048" thick ... ..	as req.	IB 1314			
			Packing pieces—.036" thick ... ..	as req.	IB 1315			
			Nuts ... ..	2	2K 3976			
			Spring washers ... ..	2	2K 5319			
		A18	Rubber mountings with bolts, bottom	2	IB 1187			
			Nuts ... ..	8	2K 3978			
			Lockwashers ... ..	2	2K 6106			
			Spring washers ... ..	4	2K 5896			
		A19	Engine mounting bracket extensions	2	IB 5521			
			Bolts to frame brackets ... ..	8	HZS0608			
			Spring washers ... ..	8	LWN 106			
			<b>JOINT WASHER SETS</b>					
			Engine joint washer set for complete overhaul ... ..	1	B3-238			
			Engine joint washer set for decar- bonising ... ..	1	B3-238A			

Type	Range	Plate	Description	Number per Vehicle	Austin Part Number	Austin Service Journal Reference		
						Vol.	Section	Page
			<b>CAMSHAFT AND GEAR</b>					
		A20	Camshaft with oil feed nozzles and plug ... ..	1	IB 1573			
			Oil feed nozzles ... ..	2	1K 1441			
			Plug ... ..	1	2K 6534			
		A21	Locating plate (use AEC 188) ... ..	1	1K 624			
			Locating plate ... ..	1	AEC 188			
			Setscrews to crankcase ... ..	2	2K 3094			
			Spring washers ... ..	2	2K 5319			
		A22	Camshaft gear with oil catchers and tensioner ring ... ..	1	B3-65			
			Tensioner ring, rubber ... ..	1	8G 528			
		A23	Key ... ..	1	2K 2129			
		A24	Nut for camshaft... ..	1	2K 7681			
		A25	Lockwasher ... ..	1	IB 1219			
		AA6	Chain for camshaft gear ... ..	1	2H 4286			
			<b>CRANKSHAFT AND GEAR</b>					
		AA7	Crankshaft with oil restrictors (use 11B 345) ... ..	1	IB 1456	25	Stores Data	30
			Bush for 1st motion shaft ... ..	1	1K 369			
			Crankshaft with oil restrictors ... ..	1	11B 345			
			Oil restrictors ... ..	4	IB 1033			
		AA8	Crankshaft gear (use 11B 231) ... ..	1	IB 2373	24	Stores Data	40
		AA9	Crankshaft gear ... ..	1	11B 231			
			Key ... ..	1	2K 5578			
			Packing washers ... ..	as req.	2K 8725			
			Crankshaft oil thrower ... ..	1	IG 838			
		AA10	Driving pulley for fan and dynamo	1	IB 1057			
		AA11	Key ... ..	1	2K 5578			
		AA12	Nut ... ..	1	IB 1061			
		AA13	Lockwasher ... ..	1	2H 731			
			<b>FLYWHEEL</b>					
	E.136894-214144	A26	*Flywheel with starter gear and dowels (use IB 2978 with IG 2984 (2 off)) ... ..	1	IB 1987	24	Engine	34
			Dowels for clutch ... ..	2	IB 1460			
		A27	Starter gear ... ..	1	IB 1714			
			Bolts to crankshaft ... ..	4	2K 6562			
			Lockwashers ... ..	2	2K 7552			
	E.214145 on		*Flywheel with starter gear and dowels Dowels for clutch ... ..	1 2	IB 2978 IG 2984			

\* Can be supplied reconditioned on Home Market, quote part number IB 1987R or IB2978R.





Type	Range	Plate	Description	Number per Vehicle	Austin Part Number	Austin Service Journal Reference		
						Vol.	Section	Page
			<b>CAMSHAFT AND GEAR</b>					
		A20	Camshaft with oil feed nozzles and plug ... ..	1	IB 1573			
			Oil feed nozzles ... ..	2	IK 1441			
			Plug ... ..	1	2K 6534			
		A21	Locating plate (use AEC 188) ... ..	1	IK 624			
			Locating plate ... ..	1	AEC 188			
			Setscrews to crankcase ... ..	2	2K 3094			
			Spring washers ... ..	2	2K 5319			
		A22	Camshaft gear with oil catchers and tensioner ring ... ..	1	B3-65			
			Tensioner ring, rubber ... ..	1	8G 528			
		A23	Key ... ..	1	2K 2129			
		A24	Nut for camshaft... ..	1	2K 7681			
		A25	Lockwasher ... ..	1	IB 1219			
		AA6	Chain for camshaft gear ... ..	1	2H 4286			
			<b>CRANKSHAFT AND GEAR</b>					
		AA7	Crankshaft with oil restrictors (use IIB 345) ... ..	1	IB 1456	25	Stores Data	30
			Bush for 1st motion shaft ... ..	1	IK 369			
			Crankshaft with oil restrictors ... ..	1	IIB 345			
			Oil restrictors ... ..	4	IB 1033			
		AA8	Crankshaft gear (use IIB 231) ... ..	1	IB 2373	24	Stores Data	40
		AA9	Crankshaft gear ... ..	1	IIB 231			
			Key ... ..	1	2K 5578			
			Packing washers ... ..	as req.	2K 8725			
			Crankshaft oil thrower ... ..	1	IG 838			
		AA10	Driving pulley for fan and dynamo	1	IB 1057			
		AA11	Key ... ..	1	2K 5578			
		AA12	Nut ... ..	1	IB 1061			
		AA13	Lockwasher ... ..	1	2H 731			
			<b>FLYWHEEL</b>					
	E.136894-214144	A26	*Flywheel with starter gear and dowels (use IB 2978 with IG 2984 (2 off)) ... ..	1	IB 1987	24	Engine	34
			Dowels for clutch ... ..	2	IB 1460			
		A27	Starter gear ... ..	1	IB 1714			
			Bolts to crankshaft ... ..	4	2K 6562			
			Lockwashers ... ..	2	2K 7552			
	E.214145 on		*Flywheel with starter gear and dowels Dowels for clutch ... ..	1 2	IB 2978 IG 2984			
* Can be supplied reconditioned on Home Market, quote part number IB 1987R or IB2978R.								

Type	Range	Plate	Description	Number per Vehicle	Austin Part Number	Austin Service Journal Reference		
						Vol.	Section	Page
			<b>CONNECTING RODS</b>					
	E.136894-213398	AA14	Connecting rods with cap and bolts (use IB 2921) ... ..	4	IB 1345	24	Engine	31
	E.213399 on	AA15	Connecting rods with cap and bolts Half bearings, upper and lower (standard) ... ..	4	IB 2921			
			Half bearings, upper and lower (-010" u/s) ... ..	1 set	P 212			
			Half bearings, upper and lower (-020" u/s) ... ..	1 set	P 212A			
			Half bearings, upper and lower (-030" u/s) ... ..	1 set	P 212B			
			Half bearings, upper and lower (-040" u/s) ... ..	1 set	P 212C			
	E.136894-213398	AA16	Bolts with peg ... ..	8	P 212D			
			Nuts for bolts ... ..	8	1K 1750			
			Split pins ... ..	8	2K 5129	24	Engine	31
			Pegs ... ..	8	CPS 0308			
	E.213399 on		Bolts with peg ... ..	8	2K 6129			
	E.213399-C.E.222898		Nuts for bolts, self-locking ... ..	8	1K 2808			
	C.E.222899 on		Spring washers ... ..	8	1K 2811			
		AA17	Tab washers ... ..	8	2K 5896	25	Engine	63
			Clamping bolts for gudgeon pins ... ..	4	AEK 126			
			Spring washers ... ..	4	2K 5681			
				4	2K 5895			

Type	Range	Plate	Description	Number per Vehicle	Austin Part Number	Austin Service Journal Reference		
						Vol.	Section	Page
			<b>CONNECTING RODS</b>					
	E.136894-213398	AA14	Connecting rods with cap and bolts (use IB 2921) ... ..	4	IB 1345	24	Engine	31
	E.213399 on	AA15	Connecting rods with cap and bolts Half bearings, upper and lower (standard) ... ..	4	IB 2921			
			Half bearings, upper and lower (.010" u/s) ... ..	1 set	P 212			
			Half bearings, upper and lower (.020" u/s) ... ..	1 set	P 212A			
			Half bearings, upper and lower (.030" u/s) ... ..	1 set	P 212B			
			Half bearings, upper and lower (.040" u/s) ... ..	1 set	P 212C			
	E.136894-213398	AA16	Bolts with peg ... ..	8	P 212D			
			Nuts for bolts ... ..	8	IK 1750	24	Engine	31
			Split pins ... ..	8	2K 5129			
			Pegs ... ..	8	CPS 0308			
	E.213399 on		Bolts with peg ... ..	8	2K 6129			
	E.213399-C.E.222898		Nuts for bolts, self-locking ... ..	8	IK 2808			
	C.E.222899 on		Spring washers ... ..	8	IK 2811	25	Engine	63
			Tab washers ... ..	8	2K 5896			
		AA17	Clamping bolts for gudgeon pins ... ..	4	AEK 126			
			Spring washers ... ..	4	2K 5681			
					2K 5895			

Type	Range	Plate	Description	Number per Vehicle	Austin Part Number	Austin Service Journal Reference		
						Vol.	Section	Page
			<b>PISTONS</b>					
			Note:—Pistons only supplied in sets					
	E.136894-224819	AA18	<b>Pistons assembled with rings and gudgeon pin (standard)—use I1K84</b>	4	ID 1881	25	Engine	6
			Pistons assembled with rings and gudgeon pin (-010" o/s) ...	4	ID 1881F			
			Pistons assembled with rings and gudgeon pin (-020" o/s) ...	4	ID 1881A			
			Pistons assembled with rings and gudgeon pin (-030" o/s) ...	4	ID 1881B			
			Pistons assembled with rings and gudgeon pin (-040" o/s) ...	4	ID 1881D			
			<b>Pistons assembled with rings and gudgeon pin (standard)—use I1K83</b>	4	ID 1795			
			Pistons assembled with rings and gudgeon pin (-010" o/s) ...	4	ID 1795F			
			Pistons assembled with rings and gudgeon pin (-020" o/s) ...	4	ID 1795A			
			Pistons assembled with rings and gudgeon pin (-030" o/s) ...	4	ID 1795B			
			Pistons assembled with rings and gudgeon pin (-040" o/s) ...	4	ID 1795D			
			<b>Pistons assembled with rings and gudgeon pin (standard) ...</b>	4	I1K 83			
			Pistons assembled with rings and gudgeon pin (-010" o/s) ...	4	I1K 83F			
			Pistons assembled with rings and gudgeon pin (-020" o/s) ...	4	I1K 83A			
			Pistons assembled with rings and gudgeon pin (-030" o/s) ...	4	I1K 83B			
			Pistons assembled with rings and gudgeon pin (-040" o/s) ...	4	I1K 83D			
	E.224820 on		<b>Pistons assembled with rings and gudgeon pin (standard) ...</b>	4	I1K 84	25	Engine	6
			Pistons assembled with rings and gudgeon pin (-010" o/s) ...	4	I1K 84F			
			Pistons assembled with rings and gudgeon pin (-020" o/s) ...	4	I1K 84A			
			Pistons assembled with rings and gudgeon pin (-030" o/s) ...	4	I1K 84B			
			Pistons assembled with rings and gudgeon pin (-040" o/s) ...	4	I1K 84D			
			Compression rings, parallel (standard), top ring ...	4	ID 1797			
			Compression rings, parallel (-010" o/s), top ring ...	4	ID 1797F			
			Compression rings, parallel (-020" o/s), top ring ...	4	ID 1797A			
			Compression rings, parallel (-030" o/s), top ring ...	4	ID 1797B			
			Compression rings, parallel (-040" o/s), top ring ...	4	ID 1797D			
			<b>Pistons assembled with rings and gudgeon pin (standard) ...</b>	4	I1K 84			
			Pistons assembled with rings and gudgeon pin (-010" o/s) ...	4	I1K 84F			
			Pistons assembled with rings and gudgeon pin (-020" o/s) ...	4	I1K 84A			
			Pistons assembled with rings and gudgeon pin (-030" o/s) ...	4	I1K 84B			
			Pistons assembled with rings and gudgeon pin (-040" o/s) ...	4	I1K 84D			
	E.136894-224819		<b>Pistons assembled with rings and gudgeon pin (standard) ...</b>	4	I1K 84	25	Engine	6
			Pistons assembled with rings and gudgeon pin (-010" o/s) ...	4	I1K 84F			
			Pistons assembled with rings and gudgeon pin (-020" o/s) ...	4	I1K 84A			
			Pistons assembled with rings and gudgeon pin (-030" o/s) ...	4	I1K 84B			
			Pistons assembled with rings and gudgeon pin (-040" o/s) ...	4	I1K 84D			
			Compression rings, parallel (standard), top ring ...	4	ID 1797			
	E.136894-224819		Compression rings, parallel (-010" o/s), top ring ...	4	ID 1797F	25	Engine	6
			Compression rings, parallel (-020" o/s), top ring ...	4	ID 1797A			
			Compression rings, parallel (-030" o/s), top ring ...	4	ID 1797B			
			Compression rings, parallel (-040" o/s), top ring ...	4	ID 1797D			
			<b>Pistons assembled with rings and gudgeon pin (standard) ...</b>	4	I1K 84			
			Pistons assembled with rings and gudgeon pin (-010" o/s) ...	4	I1K 84F			

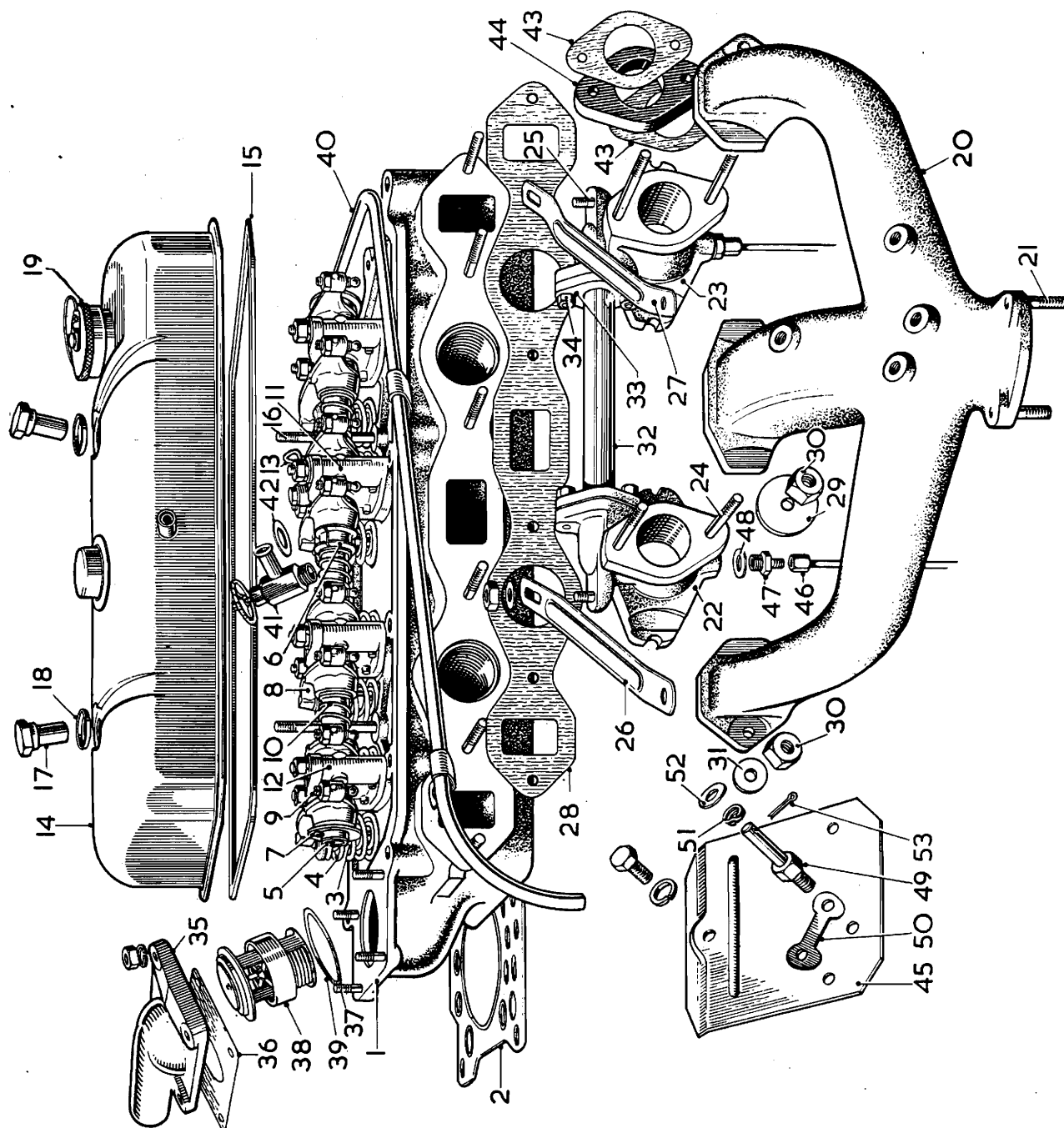
Type	Range	Plate	Description	Number per Vehicle	Austin Part Number	Austin Service Journal Reference		
						Vol.	Section	Page
			<b>PISTONS</b>					
			Note:—Pistons only supplied in sets					
	E.136894-224819	AA18	<b>Pistons assembled with rings and gudgeon pin (standard)—use I1K84</b>	4	ID 1881	25	Engine	6
			Pistons assembled with rings and gudgeon pin (-010" o/s) ...	4	ID 1881F			
			Pistons assembled with rings and gudgeon pin (-020" o/s) ...	4	ID 1881A			
			Pistons assembled with rings and gudgeon pin (-030" o/s) ...	4	ID 1881B			
			Pistons assembled with rings and gudgeon pin (-040" o/s) ...	4	ID 1881D			
			<b>Alternative to ID 1795</b>					
			<b>Pistons assembled with rings and gudgeon pin (standard)—use I1K83</b>	4	ID 1795			
			Pistons assembled with rings and gudgeon pin (-010" o/s) ...	4	ID 1795F			
			Pistons assembled with rings and gudgeon pin (-020" o/s) ...	4	ID 1795A			
			Pistons assembled with rings and gudgeon pin (-030" o/s) ...	4	ID 1795B			
			Pistons assembled with rings and gudgeon pin (-040" o/s) ...	4	ID 1795D			
			<b>Alternative to ID 1881</b>					
			<b>Pistons assembled with rings and gudgeon pin (standard) ...</b>	4	I1K 83			
			Pistons assembled with rings and gudgeon pin (-010" o/s) ...	4	I1K 83F			
	E.224820 on		Pistons assembled with rings and gudgeon pin (-020" o/s) ...	4	I1K 83A	25	Engine	6
			Pistons assembled with rings and gudgeon pin (-030" o/s) ...	4	I1K 83B			
			Pistons assembled with rings and gudgeon pin (-040" o/s) ...	4	I1K 83D			
			<b>Alternative to I1K 84</b>					
			<b>Pistons assembled with rings and gudgeon pin (standard) ...</b>	4	I1K 84			
			Pistons assembled with rings and gudgeon pin (-010" o/s) ...	4	I1K 84F			
			Pistons assembled with rings and gudgeon pin (-020" o/s) ...	4	I1K 84A			
			Pistons assembled with rings and gudgeon pin (-030" o/s) ...	4	I1K 84B			
			Pistons assembled with rings and gudgeon pin (-040" o/s) ...	4	I1K 84D			
			<b>Alternative to I1K 83</b>					
	E.136894-224819		Compression rings, parallel (standard), top ring ...	4	ID 1797	25	Engine	6
			Compression rings, parallel (-010" o/s), top ring ...	4	ID 1797F			
			Compression rings, parallel (-020" o/s), top ring ...	4	ID 1797A			
			Compression rings, parallel (-030" o/s), top ring ...	4	ID 1797B			
			Compression rings, parallel (-040" o/s), top ring ...	4	ID 1797D			

Type	Range	Place	Description	Number per Vehicle	Austin Part Number	Austin Service Journal Reference		
						Vol.	Section	Page
	E.224820 on	AA19	Compression rings, chrome (standard), top ring ... ..	4	IIK 85			
			Compression rings, chrome (-010" o/s), top ring ... ..	4	IIK 85F			
			Compression rings, chrome (-020" o/s), top ring ... ..	4	IIK 85A			
			Compression rings, chrome (-030" o/s), top ring ... ..	4	IIK 85B			
			Compression rings, chrome (-040" o/s), top ring ... ..	4	IIK 85D			
			Compression rings, taper (standard), 2nd and 3rd rings ... ..	8	ID 1798			
			Compression rings, taper (-010" o/s), 2nd and 3rd rings ... ..	8	ID 1798F			
			Compression rings, taper (-020" o/s), 2nd and 3rd rings ... ..	8	ID 1798A			
			Compression rings, taper (-030" o/s), 2nd and 3rd rings ... ..	8	ID 1798B			
			Compression rings, taper (-040" o/s), 2nd and 3rd rings ... ..	8	ID 1798D			
			Scraper rings (standard) ... ..	4	ID 1538			
			Scraper rings (-010" o/s) ... ..	4	ID 1538F			
			Scraper rings (-020" o/s) ... ..	4	ID 1538A			
			Scraper rings (-030" o/s) ... ..	4	ID 1538B			
			Scraper rings (-040" o/s) ... ..	4	ID 1538D			
			Gudgeon pins ... ..	4	IK 563			

Type	Range	Plate	Description	Number per Vehicle	Austin Part Number	Austin Service Journal Reference		
						Vol.	Section	Page
			<b>OIL PUMP AND RESERVOIR</b>					
		AA20	*Oil pump assembly ... ..	1	IB 1715			
			Oil pump body with pin ... ..	1	IK 1394			
		A28	Locating screw ... ..	1	IK 120			
		A29	Cap nut ... ..	1	IK 714			
			Washer, fibre ... ..	1	2K 6958			
		AA21	Bottom cover with suction pipe ...	1	IB 1111			
			Setscrews ... ..	4	2K 3060			
			Spring washers ... ..	4	2K 5894			
		AA22	Driving spindle for oil pump and tachometer ... ..	1	IB 1701			
			Driving gear ... ..	1	IK 105			
			Key ... ..	1	IK 2125			
			Driven gear ... ..	1	IK 106			
			Pin for driven gear ... ..	1	IK 107			
			Thrust washer ... ..	1	IK 108			
		AA23	Oil delivery pipe with gland nut ...	1	IB 1234			
		AA24	Oil return pipe with spring, collar and washer ... ..	1	IB 1236			
		A30	Oil release valve ... ..	1	IG 1452			
		A31	Spring ... ..	1	2K 7695			
		A32	Plug, for oil release valve, in crankcase	1	2K 8377			
		A33	Washer for plug ... ..	1	6K 431			
		AA25	Oil strainer ... ..	1	IB 1124			
			Oil strainer (use IB 144) } Alternatives	1	IB 2413			
			Oil strainer ... ..	1	IB 144	25	Stores Data	19
			Nuts ... ..	3	2K 3976			
			Spring washers ... ..	3	2K 5319			
		AA26	Oil reservoir (use IB 340) ... ..	1	IB 1117	24	Stores Data	40
			Oil reservoir ... ..	1	IB 340			
		AA27	Joint washer (use IB 2923) ... ..	1	IB 1123	24	Stores Data	17
			Joint washer ... ..	1	IB 2923			
			Setscrews with captive washer ...	20	6K 100			
			Setscrew, long (5th from front of crankcase, left hand side), for oil reservoir and exhaust pipe steady bracket ... ..	1	2C 1363			
			Nut for screw ... ..	1	2K 3975			
			Spring washer ... ..	1	2K 5894			
			Setscrew ... ..	1	2K 8425			
			Fibre washer } centre, rear	1	2K 6337			
			Plug ... ..	1	2H 4685			
			Washer ... ..	1	6K 431			
			Oil dipper rod ... ..	1	IB 1466			
			Tube for rod ... ..	1	IB 1063			
			Dust cap for rod (rubber) ... ..	1	IB 1735			

\* Can be supplied reconditioned on Home Market, quote part number IB 1715R.

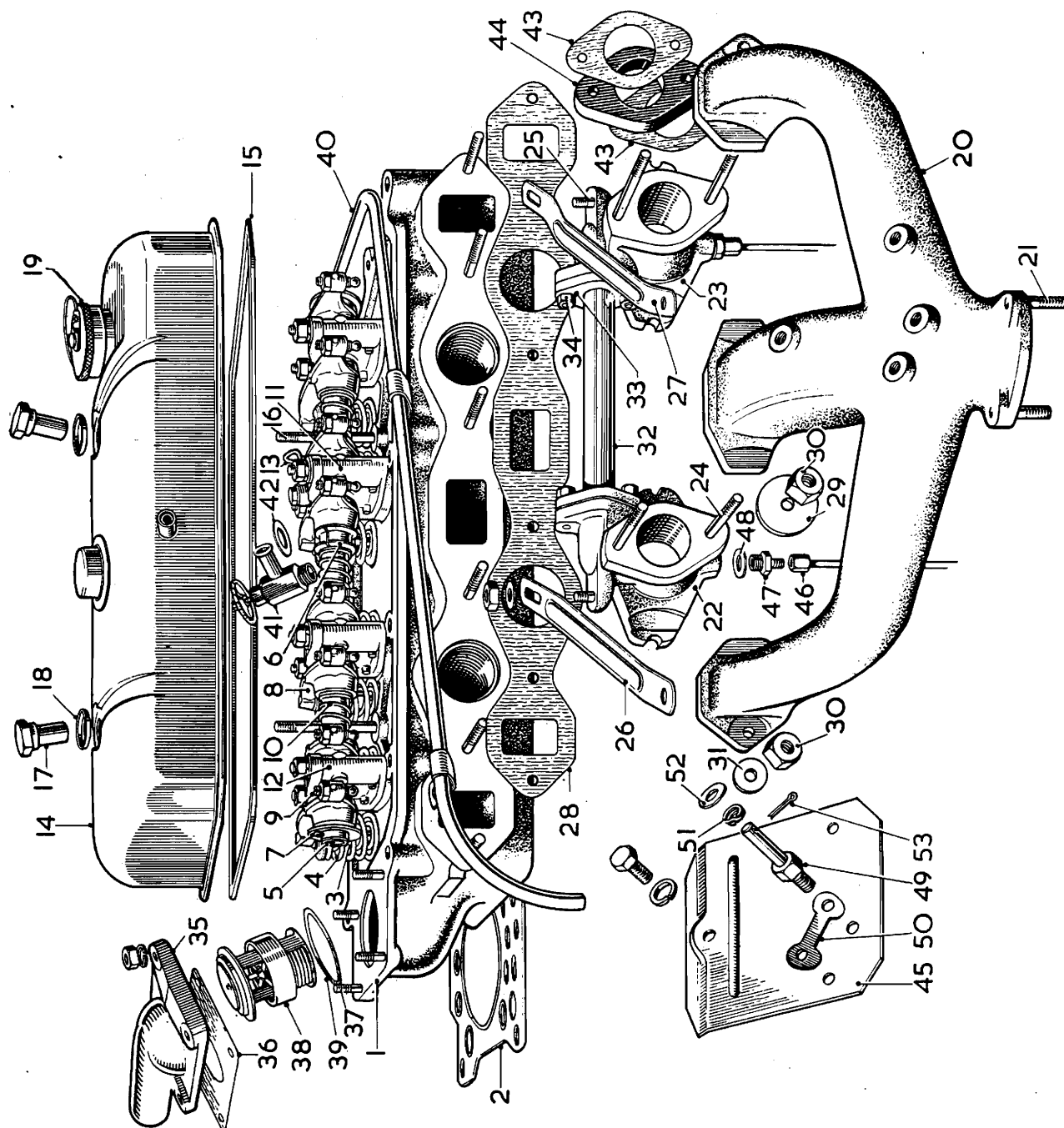




Type	Range	Plate	Description	Number per Vehicle	Austin Part Number	Austin Service Journal Reference		
						Vol.	Section	Page
			<b>CYLINDER HEAD, VALVES AND TAPPETS, ROCKER GEAR AND COVER</b>					
			Cylinder head assembled with valves less rocker gear ... ..	1	B3-625			
		AB1	Cylinder head with valve guides and core plugs, less studs ... ..	1	IB 2290			
			Taper plugs ... ..	4	8G 507			
			Plug for oil hole ... ..	1	2K 1345			
			Plug for heater boss—when heater is not fitted ... ..	1	2K 4996			
			Washer for plug ... ..	1	2K 7498			
		AB2	Joint washer—standard fitting ... ..	1	IB 1708			
			Joint washer, solid copper —special fitting ... ..	1	IB 1947			
		A34	Studs, for cylinder head, in cylinder block ... ..	11	6K 41			
			Nuts for studs ... ..	11	2K 6995			
			Washers ... ..	11	2K 1205			
			Inlet valves ... ..	4	IB 1820			
			Exhaust valves ... ..	4	IB 1806			
			*Valve springs (single) ... ..	8	6K 87			
			*Valve spring cups ... ..	8	IB 1344			
			*Valve oil seal retainers ... ..	8	IB 1343			
			*Valve spring bottom collars ... ..	8	IB 1811			
		AB3	Valve springs, inner ... ..	8	IB 2813			
		AB4	Valve springs, outer ... ..	8	IB 2814			
			Valve spring cups (use 11B 262) ... ..	8	IB 2811	24	Stores Data	39
			Valve spring cups ... ..	8	11B 262			
			Valve guide shrouds with oil seal and retainer ... ..	8	IB 2751			
			Valve oil seals, rubber ... ..	8	IB 1479			
			Valve spring bottom collars ... ..	8	IB 2812			
			Valve cotters ... ..	8	1K 800			
			Circlips for valve cotters ... ..	8	1K 372			
			Valve guides—inlet ... ..	4	IB 1807			
			Valve guides—exhaust ... ..	4	IB 1808			
		A35	Tappets ... ..	8	IB 1354			
		A36	Push rods ... ..	8	IB 2331			
			Valve rocker shaft assembly ... ..	1	B3-347			
		AB5	Valve rocker shaft with plugs ... ..	1	IB 1382			
			Plug ... ..	1	2K 6344			
			Screwed plug ... ..	1	2K 6534			
		AB6	Distance piece ... ..	1	1K 22			
			Double coil spring washers ... ..	2	2K 2561			
		AB7	Washers ... ..	2	2K 5066			
			Split pins ... ..	2	CPS 0301			
		AB8	Valve rockers with bush and tappet adjusting screw ... ..	8	ID 1794			
			Bushes for valve rockers ... ..	8	IB 1490			
		AB9	Adjusting screws for tappets ... ..	8	8G 552			
			Locknuts for adjusting screws ... ..	8	2K 8070			
		AB10	Spacing springs for rockers ... ..	3	2K 5923			
	E.136894-225029	AB11	Valve rocker bracket with tapped hole (use 11B 298) ... ..	1	IB 2110	25	Engine	13
	E.225030 on		Valve rocker bracket with tapped hole ... ..	1	11B 298			
	E.136894-225029	AB12	Valve rocker brackets without tapped hole (use 11B 121) ... ..	3	IB 1804	25	Engine	13

\* Early fitting—use double valve springs and cups for replacements.

Type	Range	Plate	Description	Number per Vehicle	Austin Part Number	Austin Service Journal Reference		
						Vol.	Section	Page
	E.225030 on		<b>Valve rocket brackets without tap- ped hole</b> ... .. 3	3	11B 121			
			Studs in cylinder head, short ... .. 4	4	2K 6349			
			Studs in cylinder head, long ... .. 4	4	6K 776			
			Plain washers for studs ... .. 8	8	2K 1204			
			Nuts for studs ... .. 8	8	2K 3977			
			Spring washers ... .. 8	8	2K 5895			
		AB13	<b>Oil feed pipe with union, nut and nipple</b> ... .. 1	1	1B 1809			
			Union nut ... .. 1	1	2K 7244			
			Washers, fibre ... .. 2	2	2K 5930			
			Locating screw for shaft ... .. 1	1	1B 2111			
			Union in cylinder head ... .. 1	1	2K 7250			
			Washer, fibre, for union ... .. 1	1	2K 4956			
		AB14	<b>Valve rocker cover with oil filler cap and vent pipe</b> ... .. 1	1	1B 2457			
		AB15	Joint washer ... .. 1	1	1B 1247			
		AB16	Studs ... .. 2	2	2K 7974			
		AB17	Cap nuts ... .. 2	2	1B 2463			
			Bushes, neoprene ... .. 2	2	6K 891			
		AB18	Cup washers ... .. 2	2	1B 2462			
		AB19	<b>Oil filler cap and cable</b> ... .. 1	1	1B 2476			

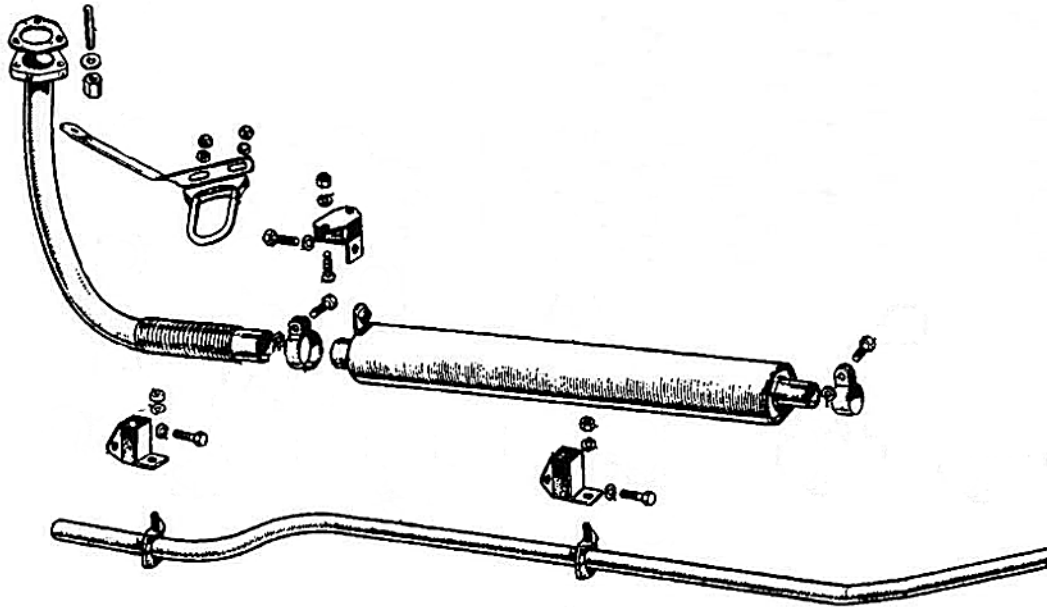


Type	Range	Plate	Description	Number per Vehicle	Austin Part Number	Austin Service Journal Reference		
						Vol.	Section	Page
			<b>EXHAUST MANIFOLD, CARBURETTER ADAPTORS AND BALANCE PIPE</b>					
		AB20	Exhaust manifold less studs ... ..	1	IB 1670			
		AB21	Studs for exhaust pipe ... ..	3	2K 7708			
		AB22	Carburetter adaptor less studs, front	1	IB 1671			
	To E.139915 E.139916 on	AB23	Carburetter adaptor less studs, rear	1	IB 1672			
			Studs, carburetter to adaptor ... ..	4	2K 3495			
		AB24	Studs, carburetter to adaptor ... ..	4	2K 3499			
			Studs, balance pipe flange to adaptor ...	4	2K 3403			
		AB25	Studs, heater pipe clip to adaptor ...	2	2K 3446			
	To E.139915 E.139916 on		Carburetter support, front ... ..	1	IB 2727			
		AB26	Carburetter support, front ... ..	1	IB 2869			
	To E.139915 E.139916 on		Carburetter support, rear ... ..	1	IB 2726			
		AB27	Carburetter support, rear ... ..	1	IB 2870			
			Ferrules for induction ports ... ..	2	IB 1381			
		AB28	Joint washer for manifold and adaptors	1	IB 1378			
		AB29	Yokes for manifold ... ..	4	IB 1369			
			Studs, in cylinder head, for manifold ...	2	2K 3494			
			Studs, in cylinder head, for manifold ...	4	2K 3496			
		AB30	Nuts for studs, brass ... ..	6	2K 4052			
		AB31	Washers for studs ... ..	2	2K 1204			
		AB32	Balance pipe ... ..	1	IB 1774			
			Joint washer—balance pipe flange to front adaptor ... ..	1	ID 1568			
		AB33	Flange for balance pipe } Balance pipe gland ... .. } to	1	ID 1570			
			Balance pipe gland ... } rear adaptor	1	ID 1571			
			Washers for studs ... ..	4	2K 1202			
		AB34	Nuts for studs ... ..	4	2K 3975			

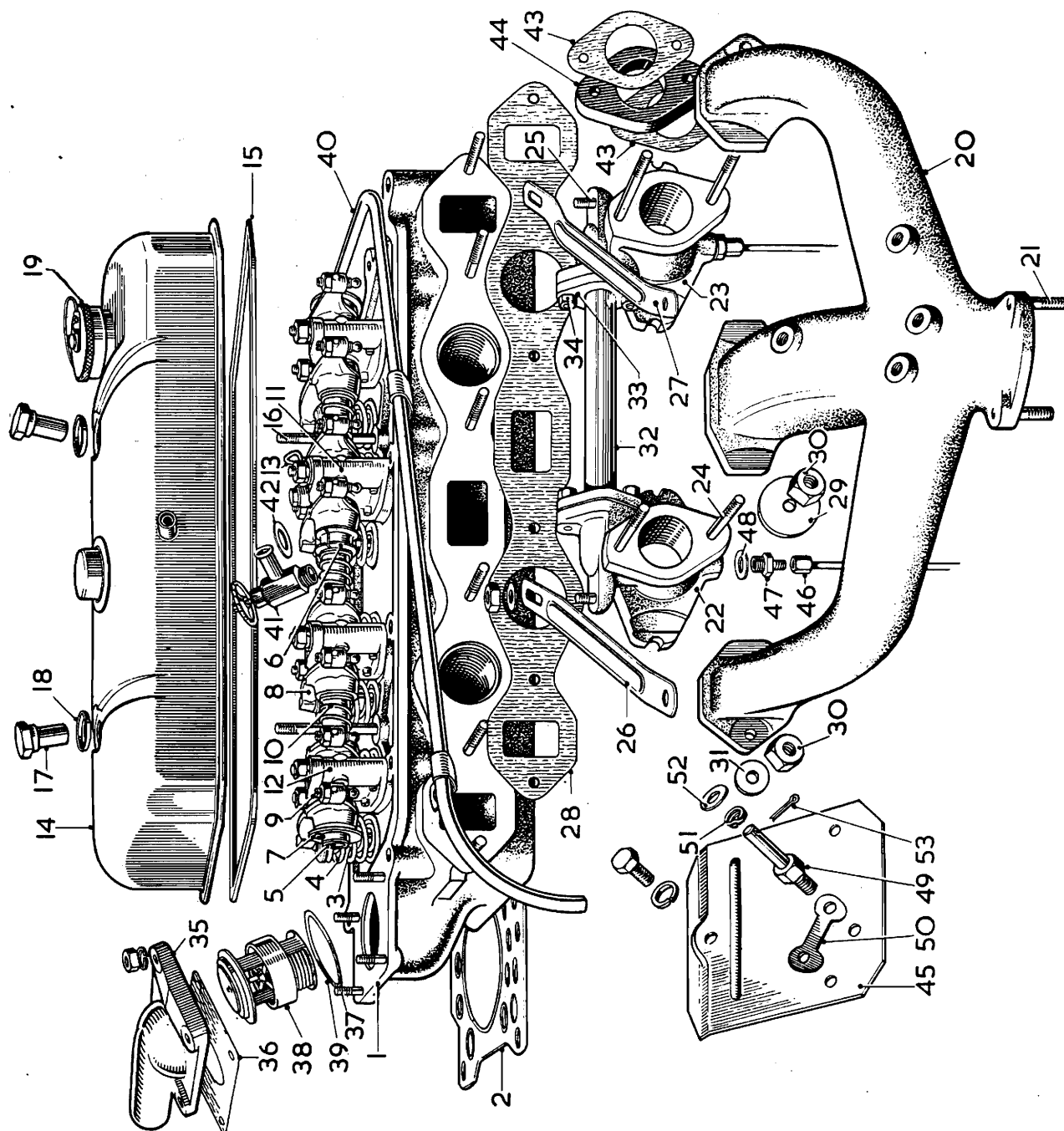
# EXHAUST SYSTEM

There was no plate in the original Parts List.

This diagram is from the Moss Catalogue

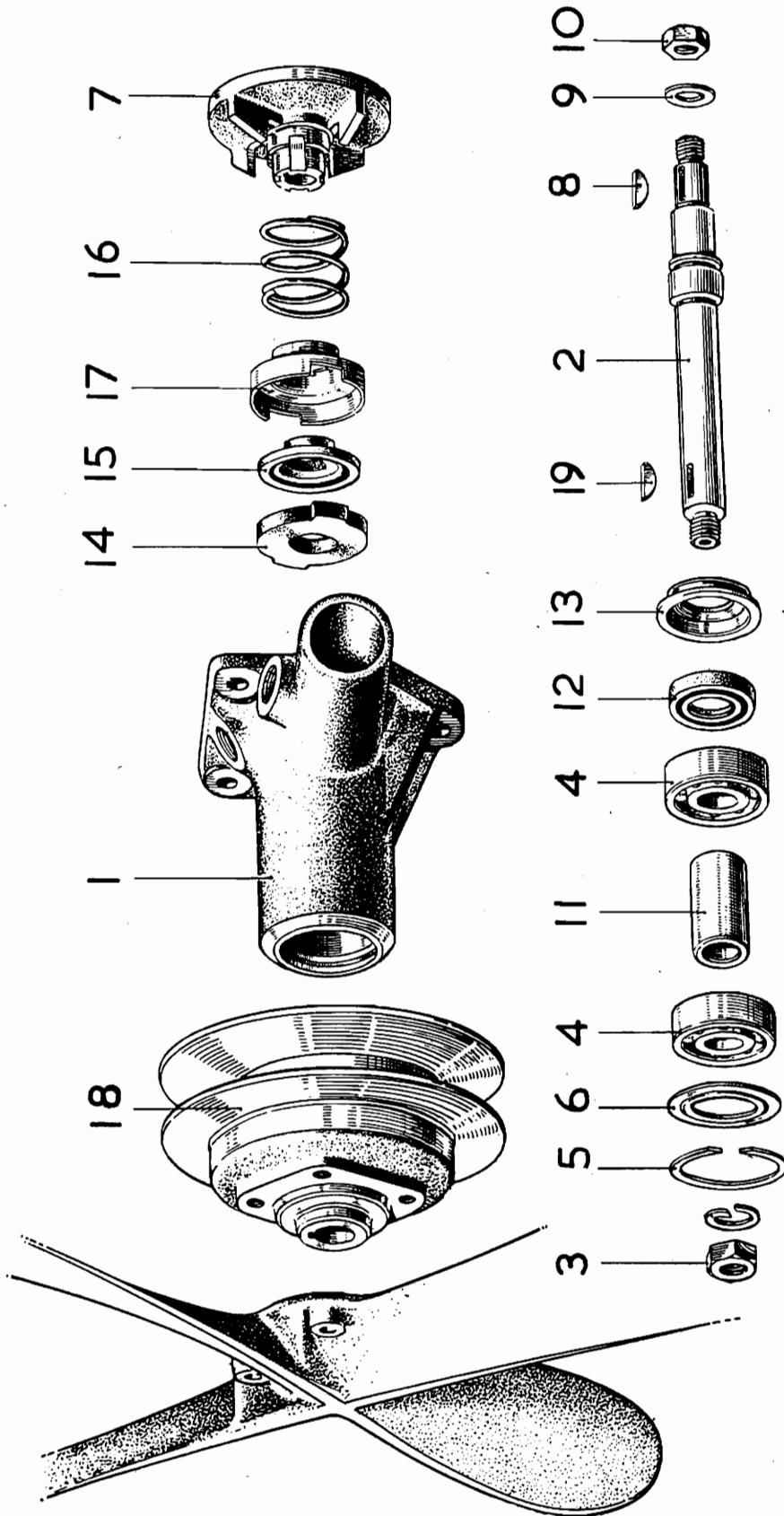


Type	Range	Plate	Description	Number per Vehicle	Austin Part Number	Austin Service Journal Reference		
						Vol.	Section	Page
			<b>EXHAUST PIPE AND SILENCER</b>					
	C.138031-149627		<b>Exhaust pipe with flange (use IB 2954)</b>	1	IB 2700	24	Stores Data	1
	C.149628 on		<b>Exhaust pipe with flange</b> ... ..	1	IB 2954			
			Joint washer ... ..	1	IB 1403			
			Studs in exhaust manifold ... ..	3	2K 7708			
			Nuts for studs ... ..	3	2K 4051			
			Plain washers ... ..	3	PWZ 105			
			<b>Bracket for exhaust pipe</b> ... ..	1	IB 2723			
			Clamp, pipe to bracket ... ..	1	IB 2725			
			"U" Bolt, pipe and clamp to bracket ...	1	IB 2724			
			Nuts for "U" bolt ... ..	2	FNZ 105			
			Spring washers ... ..	2	LWZ 205			
			<b>Silencer</b> ... ..	1	IB 2705			
			<b>Clips for exhaust pipe and tail pipe..</b>	2	IB 2722			
			Bolts for clips ... ..	2	HZS0506			
			Nuts for bolts ... ..	2	FNZ 105			
			Spring washers ... ..	2	LWZ 205			
			Rubber mounting for silencer ... ..	1	3H 3076			
			Bolts for mounting ... ..	2	PMZ0510			
			Nuts for bolts ... ..	2	FNZ 105			
			Spring washers ... ..	2	LWZ 205			
			<b>Tail pipe</b> ... ..	1	IB 2706			
			Rubber mountings ... ..	2	3H 3076			
			Bolts, mountings to body ... ..	4	HZS0506			
			Nuts for bolts ... ..	4	FNZ 105			
			Spring washers ... ..	4	LWZ 205			





Type	Range	Plate	Description	Number per Vehicle	Austin Part Number	Austin Service Journal Reference		
						Vol.	Section	Page
			<b>WATER OUTLET ELBOW, THERMOSTAT AND HEATER CONNECTIONS</b>					
	E.136894-225567	AB35	Water outlet elbow ... ..	1	1B 1712			
		AB36	Joint washer ... ..	1	1B 1713			
	E.225568 on	AB37	Studs, pipe to cylinder head ... ..	4	2K 3450			
			Nuts for studs ... ..	4	2K 3976			
			Spring washer ... ..	4	2K 1211			
		AB38	Thermostat (use 11G 153 or 11G 213)	1	3H 823	25	Engine	18
			Thermostat (73°) } Alternatives	1	11G 213			
			Thermostat (73°) }	1	11G 133			
			Thermostat (82°C.)—cold climates ...	1	11G 134			
		AB39	Joint washer for thermostat ... ..	1	1G 1365			
		A37	Heater tap at water pump ... ..	1	3H 641			
		A38	Washer for tap ... ..	1	2K 6300			
		A39	Rubber connection, tap to copper outlet pipe ... ..	1	1K 2157			
		A40	Clips for connection ... ..	2	8G 531			
		AB40	Outlet pipe (copper) with clips ...	1	1B 2777			
			Nuts for studs, heater pipe clips to adaptors ... ..	2	2K 3976			
			Spring washers ... ..	2	2K 1211			
			Rubber connection, heater to copper outlet pipe ... ..	1	1B 2779			
			Clips for connection ... ..	2	8G 531			
		AB41	Heater control tap on cylinder head	1	2H 4342			
		AB42	Washer, fibre ... ..	1	2K 5629			
			Washer, fibre ... .. } Alternatives	1	2K 6554			
			Rubber connection, control tap to heater ... ..	1	1B 2924			
			Clips for connection ... ..	2	8G 531			



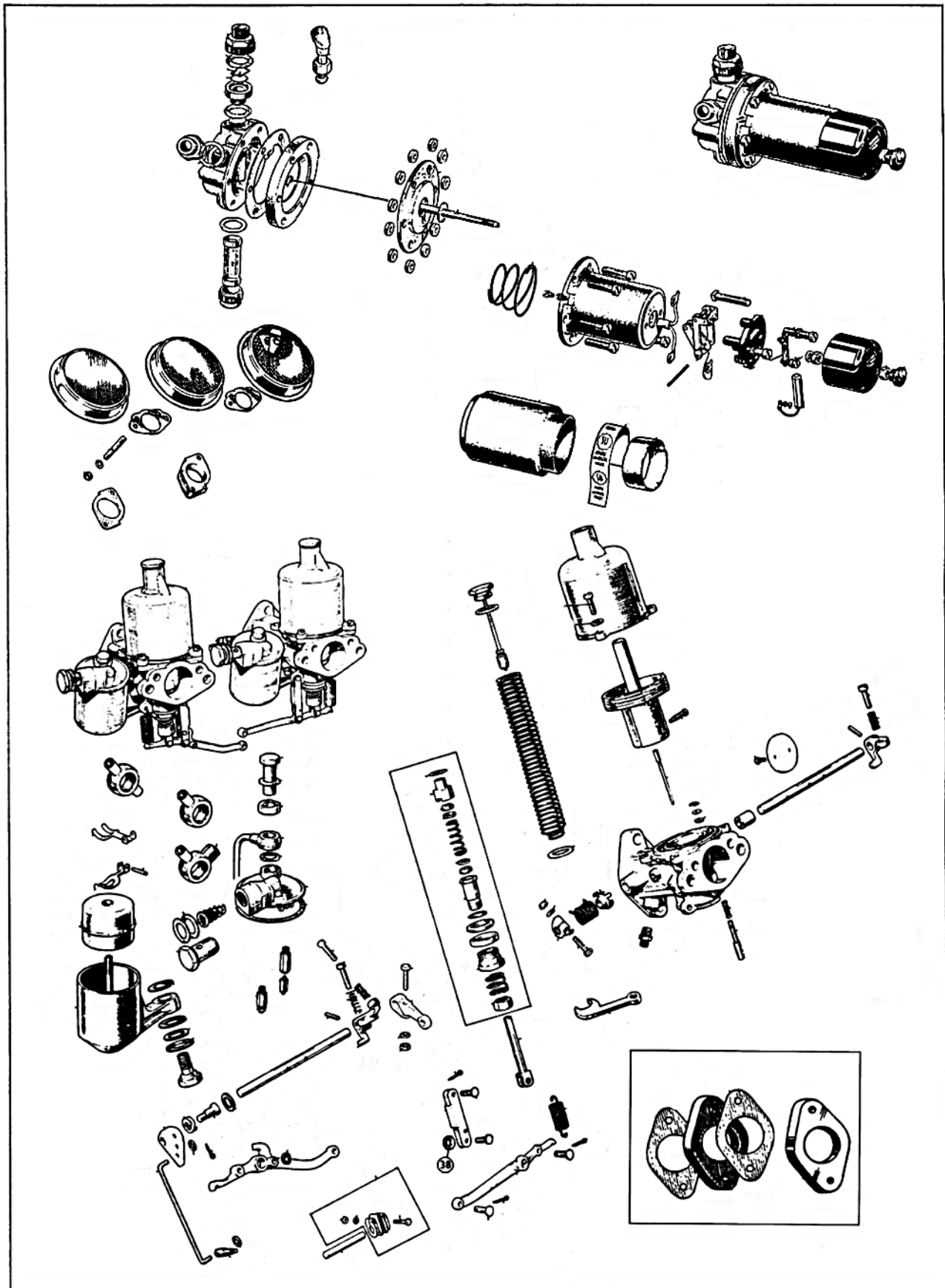
Type	Range	Plate	Description	Number per Vehicle	Austin Part Number	Austin Service Journal Reference		
						Vol.	Section	Page
			<b>WATER PUMP</b>					
		A41	*Water pump assembly—standard ...	1	B3-224			
			<b>Water pump assembly—Export (hot climates)</b> ... ..	1	B3-430			
		A42	Joint washer ... ..	1	1K 128			
			Studs in cylinder ... ..	3	2K 6065			
			Nuts (shouldered) for studs, manifold side ... ..	2	ID 105			
			Nut (plain) for stud ... ..	1	2K 3977			
			Spring washers ... ..	3	2K 5863			
			Plug (greaser) ... ..	1	2H 182			
			Fibre washer for plug ... ..	1	2K 4973			
			Plug, water pump body ... ..	1	1K 472			
			Plug—when heater is not fitted ... ..	1	1K 472			
		AC1	Water pump body ... ..	1	1B 1419			
		AC2	Spindle ... ..	1	1B 1648			
		AC3	Nut for spindle ... ..	1	2K 3987			
			Spring washer ... ..	1	2K 5861			
		AC4	Ball bearings— $\frac{5}{8}$ " x $1\frac{9}{16}$ " x $\frac{7}{16}$ " ... ..	2	6K 803			
		AC5	Spring ring ... ..	1	1K 759			
		AC6	Grease retainer ... ..	1	1K 760			
		AC7	Vane for spindle ... ..	1	1B 1647			
		AC8	Key for vane ... ..	1	2K 7056			
		AC9	Washer, fibre ... ..	1	2K 4976			
		AC10	Nut ... ..	1	2K 4057			
		AC11	Distance piece for spindle ... ..	1	1K 756			
		AC12	Oil seal ... ..	1	2H 4500			
		AC13	Housing for oil seal ... ..	1	1B 1424			
		AC14	Sealing ring ... ..	1	3H 1283			
		AC15	Rubber seal ... ..	1	1G 1145			
		AC16	Gland spring ... ..	1	2H 4048			
		AC17	Locating cup for gland spring ... ..	1	1G 1660			
			Water pump repair kit ... ..	1	P 202			
		AC18	Pulley for fan and pump ... ..	1	1B 1024			
		AC19	Key ... ..	1	2K 2123			
			<b>FAN</b>					
		A43	Fan ... ..	1	1B 2852			
			Setscrews ... ..	4	2K 3050			
			Spring washers ... ..	4	2K 5894			
		AA29	Fan belt ... ..	1	2H 4238			

\* Can be supplied reconditioned on Home Market, quote part number B3-224R.

# PETROL PUMP & CARBURETTORS

There was no plate in the original Parts List.

This diagram is from the Moss Catalogue



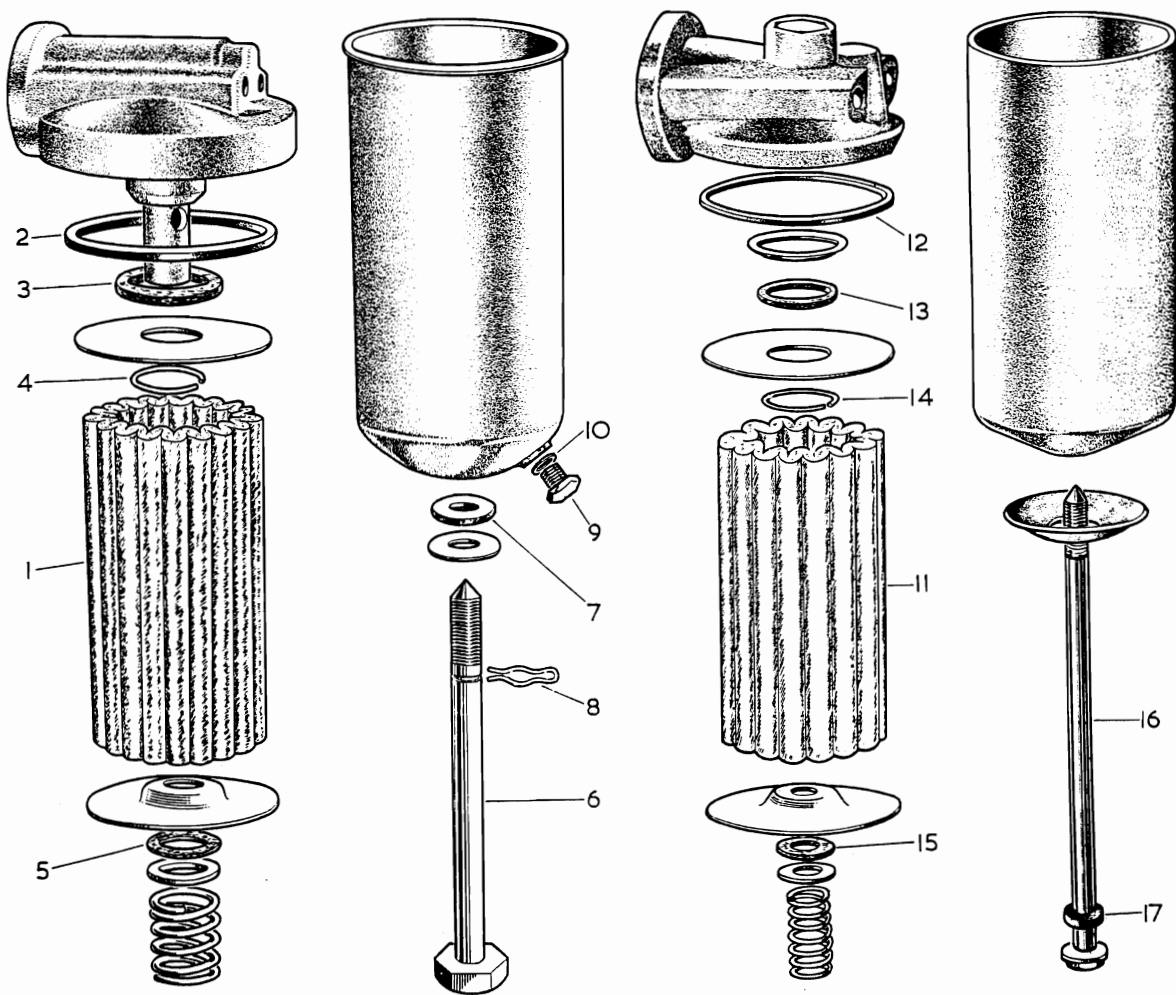
Type	Range	Place	Description	Number per Vehicle	Austin Part Number	Austin Service Journal Reference		
						Vol.	Section	Page
			<b>PETROL PUMP, CARBURETTERS AND AIR CLEANERS</b>					
	C.160315 on		†Petrol pump, electric, high-pressure, 12-volt ... ..	1	AUA 36			
			Setscrews to body ... ..	2	6K 9431			
			Spring washers ... ..	2	2K 5894			
			Rubber cover for petrol pump ... ..	1	IB 2003	24	Stores Data	27
			Contacts for pump ... ..	1 set	AUA 6020			
			Diaphragm ... ..	1	AUA 6010			
			Filter ... ..	1	AUA 1464			
			Cap for end cover ... ..	1	AUA 1466			
			Terminal nut ... ..	1	AUA 869			
			Valve discs ... ..	2	AUA 839			
		A44	Blanking plate for mechanical petrol pump hole in crankcase ... ..	1	IB 2386			
			Joint washer for plate ... ..	1	IE 504			
			Studs in crankcase ... ..	2	2K 3451			
			Collars for studs ... ..	2	2K 9631			
			Nuts ... ..	2	2K 3976			
			Spring washers ... ..	2	2K 1211			
			*Front carburetter with lever ... ..	1	IB 2788			
			Lever for throttle spindle ... ..	1	ID 1606			
			*Rear carburetter ... ..	1	3H 3044			
			Joint washers—carburetters to adaptors ... ..	2	ID 1611			
			Joint washers for carburetters ... ..	4	IB 2868			
			Distance collars for carburetters ... ..	2	IB 2867			
			Nuts for studs—carburetters to adaptors ... ..	4	2K 3977			
			Washers for studs ... ..	4	2K 1204			
			Vacuum ignition control union ... ..	1	7H 1681			
			Plunger and oil cap assemblies (use AUC 8102) ... ..	2	H7-22			
			Plunger and oil cap assemblies ... ..	2	AUC 8102			
			Piston springs (yellow) ... ..	2	7H 219			
			Float chambers (use 7H 310) ... ..	2	H7-25			
			Float chambers ... ..	2	7H 310			
			Lids for float chambers ... ..	2	7H 351			
			Needles with seating (use AUC 1121) ... ..	2	H7-23			
			Needles with seating ... ..	2	AUC 1121			
			Floats ... ..	2	7H 214			
			Hinged levers for floats ... ..	2	7H 241			
			Pins for levers ... ..	2	7H 215			
			Filters ... ..	2	7H 184			
			Securing nuts for float chamber lids ... ..	2	7H 1680			
			Suction chamber assemblies with piston (use AUC 8015) ... ..	2	H7-190			
			Suction chamber assemblies with piston ... ..	2	AUC 8015			
			Jets with jet heads (use 7H 1831) ... ..	2	H7-24			
			Jets ... ..	2	7H 1831			
			Jet bearings, top halves ... ..	2	7H 282			
			Jet bearings, bottom halves ... ..	2	7H 283			
			Jet lever, front carburetter ... ..	1	7H 1472			
			Jet lever, rear carburetter ... ..	1	7H 1473			
			Jet needles (use 7H 1706) ... ..	2	7H 1677	24	Engine	26
			Jet needles ... ..	2	7H 1706			
			Carburetter shield ... ..	1	IB 1673			
			Setscrews—shield to manifold ... ..	2	2K 6146			
			Spring washers ... ..	2	2K 1211			
	To E.139115 E.139116 on	AB43 AB44						
	C.138031-148936 C.148937 on	AB45						

\* Can be supplied reconditioned on Home Market, quote part number IB 2788R or 3H 3044R.

† Can be supplied reconditioned on Home Market quote part number AUA 36R.

Type	Range	Plate	Description	Number per Vehicle	Austin Part Number	Austin Service Journal Reference		
						Vol.	Section	Page
		AB46	Carburettor drain pipes with nipple	2	ID 1600			
		AB47	Unions for drain pipes—in adaptors ...	2	ID 1612			
		AB48	Washers for unions, fibre ...	2	2K 7507			
			Nuts for nipples—pipes to unions ...	2	2K 6193			
			Clips for drain pipes ...	2	2H 3271			
			Air cleaner, front ...	1	IB 2732			
			Air cleaner, rear ...	1	IB 2733			
			Setscrews, cleaners to carburetters ...	4	52K 2035			
			Washers ...	4	52K 1342			
			Joint washers, air cleaner to carburettor	2	IB 2845			
			Rubber connection, air cleaner to valve rocker cover ...	1	IB 2871			
			Clip for connection ...	1	8G 518			
			<b>OIL FILTER AND PRESSURE PIPE</b>					
			Oil filter, Tecalemit (alternative to 3H 1287) ...	1	2H 4339			
		AE1	Oil filter element ...	1	2H 4340			
		AE2	Joint washer for head ...	1	7H 155			
		AE3	Felt washer, top ...	1	7H 156			
		AE4	Circlip for clamping plate	1	7H 157			
		AE5	Felt washer, bottom ...	1	7H 160			
		AE6	Centre bolt ...	1	7H 159			
		AE7	Sealing washer for centre bolt ...	1	2H 4339			
		AE8	Retaining spring for centre bolt ...	1	7H 149			
		AE9	Drain plug ...	1	7H 163			
		AE10	Sealing washer for drain plug ...	1	7H 162			
	E.136894-207111		Oil filter, Tecalemit (alternative to 3H 1287) ...	1	IB 2897			
		AE11	Oil filter element ...	1	2H 4340			
		AE12	Joint washer for head ...	1	7H 1755			
		AE13	Felt washer, top ...	1	7H 1756			
		AE14	Circlip for clamping bolt	1	7H 157			
		AE15	Felt washer, bottom ...	1	7H 1758			
		AE16	Centre bolt ...	1	7H 1762			
		AE17	Sealing washer for centre bolt ...	1	7H 1759			
	E.207112 on		Oil filter, Purolator (alternative to IB 2897 and 2H 4339) ...	1	3H 1287			
			Oil filter element ...	1	7H 16			
			Joint washer for head ...	1	7H 24			
			Relief valve spring ...	1	7H 27			
			Seal for clamping plate, bottom ...	1	7H 28			
			Centre bolt ...	1	7H 1619			
			Circlip for centre bolt ...	1	7H 23			
			Sealing washer for centre bolt ...	1	7H 30			
			Bolt, long, filter to adaptor ...	1	2K 3175			
			Bolt, short, filter to adaptor ...	1	2K 3167			
			Nuts for bolts ...	2	2K 3977			
			Washers ...	2	2K 1204			
			Bolts, filter to adaptor ...	2	2K 3175			
	E.136894 on		Adaptor for oil filter (use IIB 190 with 2K 3175 (2)) ...	1	IB 2587			
	E.136894-213324		Adaptor for oil filter ...	1	IIB 190			
			Joint washers for filter and adaptor ...	2	IB 1233			
			Setscrew, long, adaptor to crankcase ...	1	2K 3151			
			Setscrew, short, adaptor to crankcase...	1	2K 3146			
			Washers for setscrews ...	2	2K 1204			
	E.213325 on							
	E.136894-213324							
	E.213325 on							

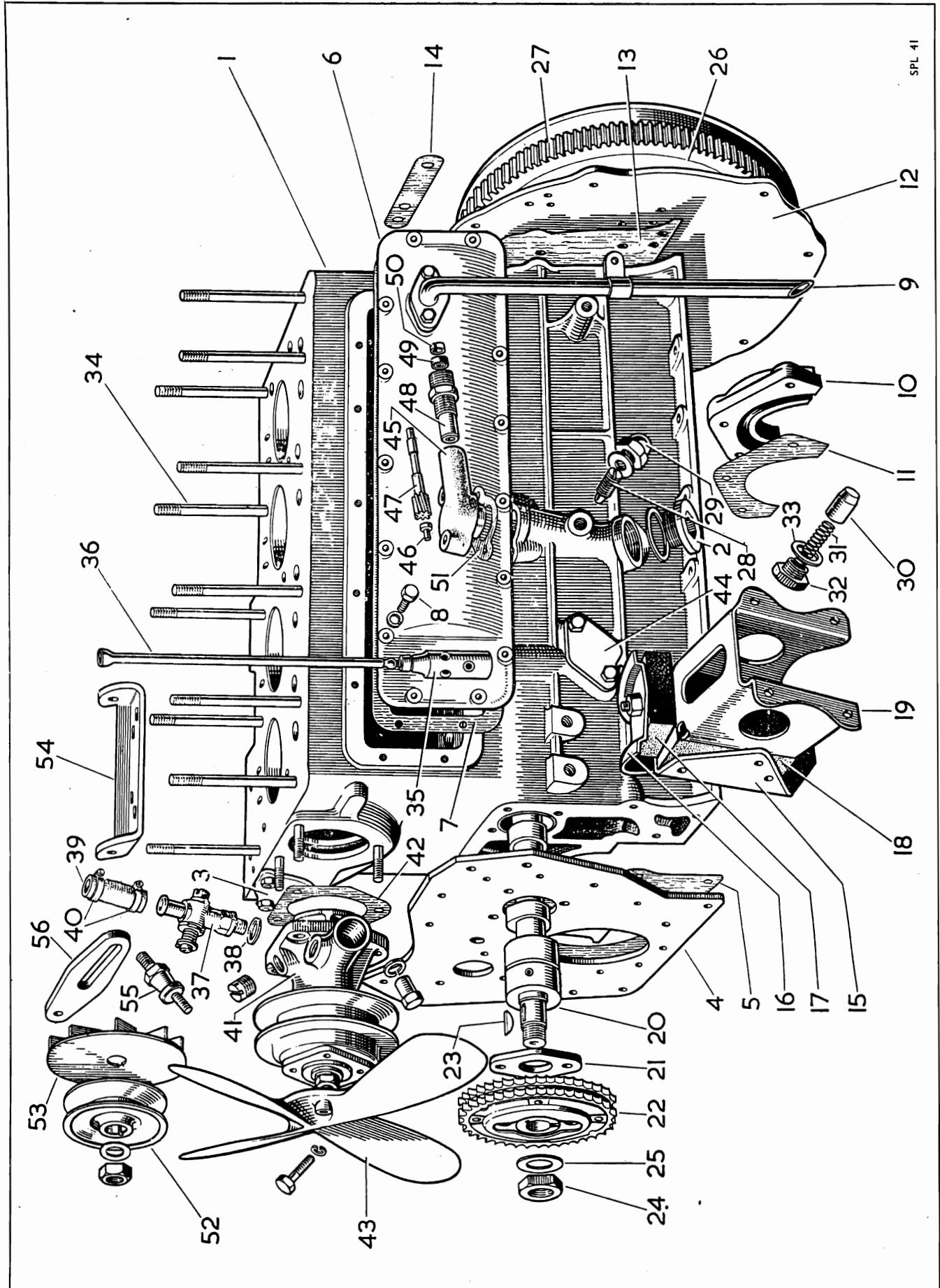
# OIL FILTERS—PLATE AE



STR 1451

Type	Range	Plate	Description	Number per Vehicle	Austin Part Number	Austin Service Journal Reference		
						Vol.	Section	Page
		AB46	Carburettor drain pipes with nipple	2	ID 1600			
		AB47	Unions for drain pipes—in adaptors ...	2	ID 1612			
		AB48	Washers for unions, fibre ...	2	2K 7507			
			Nuts for nipples—pipes to unions ...	2	2K 6193			
			Clips for drain pipes ...	2	2H 3271			
			Air cleaner, front ...	1	IB 2732			
			Air cleaner, rear ...	1	IB 2733			
			Setscrews, cleaners to carburetters ...	4	52K 2035			
			Washers ...	4	52K 1342			
			Joint washers, air cleaner to carburettor	2	IB 2845			
			Rubber connection, air cleaner to valve rocker cover ...	1	IB 2871			
			Clip for connection ...	1	8G 518			
			<b>OIL FILTER AND PRESSURE PIPE</b>					
			Oil filter, Tecalemit (alternative to 3H 1287) ...	1	2H 4339			
		AE1	Oil filter element ...	1	2H 4340			
		AE2	Joint washer for head ...	1	7H 155			
		AE3	Felt washer, top ...	1	7H 156			
		AE4	Circlip for clamping plate ...	1	7H 157			
		AE5	Felt washer, bottom ...	1	7H 160			
		AE6	Centre bolt ...	1	7H 159			
		AE7	Sealing washer for centre bolt ...	For Filter 2H 4339	1	7H 152		
		AE8	Retaining spring for centre bolt ...	1	7H 149			
		AE9	Drain plug ...	1	7H 163			
		AE10	Sealing washer for drain plug ...	1	7H 162			
	E.136894-207111		Oil filter, Tecalemit (alternative to 3H 1287) ...	1	IB 2897			
		AE11	Oil filter element ...	1	2H 4340			
		AE12	Joint washer for head ...	1	7H 1755			
		AE13	Felt washer, top ...	1	7H 1756			
		AE14	Circlip for clamping bolt ...	For filter IB 2897	1	7H 157		
		AE15	Felt washer, bottom ...	1	7H 1758			
		AE16	Centre bolt ...	1	7H 1762			
		AE17	Sealing washer for centre bolt ...	1	7H 1759			
	E.207112 on		Oil filter, Purolator (alternative to IB 2897 and 2H 4339) ...	1	3H 1287			
			Oil filter element ...	1	7H 16			
			Joint washer for head ...	1	7H 24			
			Relief valve spring ...	1	7H 27			
			Seal for clamping plate, bottom ...	For Filter 3H 1287	1	7H 28		
			Centre bolt ...	1	7H 1619			
			Circlip for centre bolt ...	1	7H 23			
			Sealing washer for centre bolt ...	1	7H 30			
			Bolt, long, filter to adaptor ...	1	2K 3175			
			Bolt, short, filter to adaptor ...	1	2K 3167			
			Nuts for bolts ...	2	2K 3977			
			Washers ...	2	2K 1204			
			Bolts, filter to adaptor ...	2	2K 3175			
	E.136894 on		Adaptor for oil filter (use IIB 190 with 2K 3175 (2)) ...	1	IB 2587	24	Engine	25
	E.136894-213324		Adaptor for oil filter ...	1	IIB 190			
			Joint washers for filter and adaptor ...	2	IB 1233			
			Setscrew, long, adaptor to crankcase ...	1	2K 3151			
			Setscrew, short, adaptor to crankcase...	1	2K 3146			
			Washers for setscrews ...	2	2K 1204			
	E.213325 on							
	E.136894-213324							
	E.213325 on							





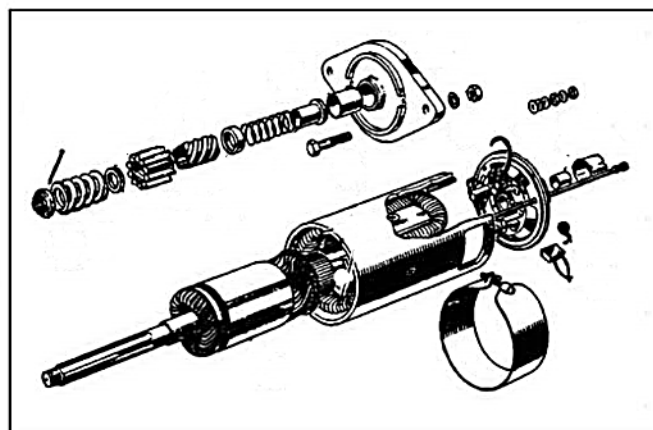
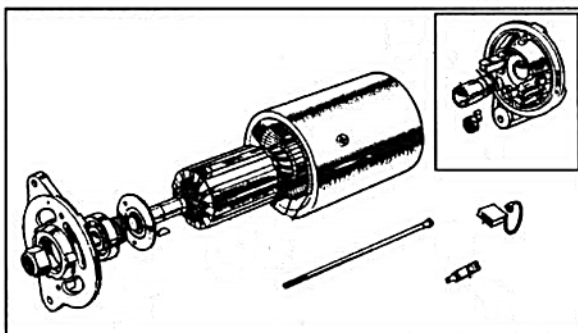
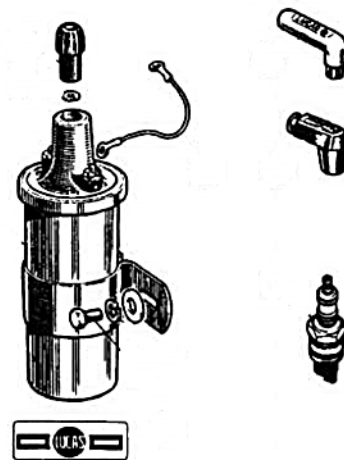
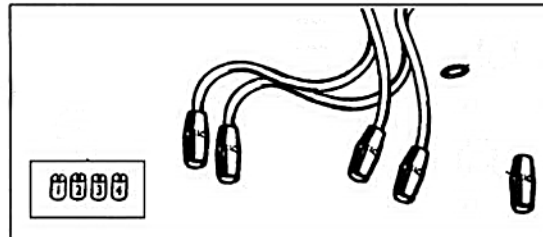
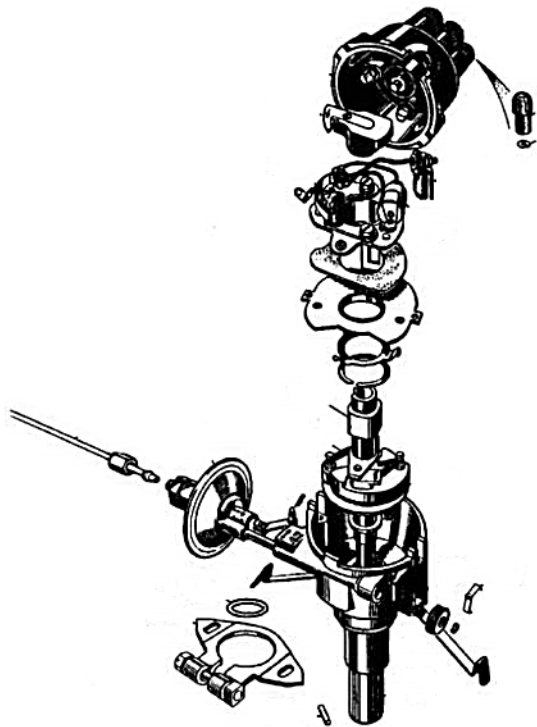
SPL 41

Type	Range	Plate	Description	Number per Vehicle	Austin Part Number	Austin Service Journal Reference		
						Vol.	Section	Page
	C.138031-149982		Oil pressure pipe with union, nut and nipple, R.H. Steering ... ..	1	IB 2815			
	C.149983 on		Oil pressure pipe with union, nut and nipple, L.H. Steering (use IB 2963) ... ..	1	IB 2740	24	Engine	29
			Oil pressure pipe with union, nut and nipple, L.H. Steering ... ..	1	IB 2963			
			Union in crankcase ... ..	1	6K 22			
			Washer for union ... ..	1	2K 4954			
			Ferrule, rubber ... ..	1	3B 50			
			Clips, pipe to dash ... ..	2	2K 5215			
			Screws for clips ... ..	2	6K 9897			
			Flexible oil gauge pipe with nuts ...		8G 506			
			<b>TACHOMETER DRIVE GEAR</b>					
			Tachometer drive gear assembly ...	1	IB 1732			
		A45	Gear housing ... ..	1	IB 1700			
		A46	Thrust button ... ..	1	1A 3073			
		A47	Tachometer pinion ... ..	1	IB 2151			
		A48	Tachometer pinion bush ... ..	1	1G 3409			
			Joint washer, bush to housing ...	1	2K 7500			
		A49	Oil seal for drive ... ..	1	3H 964			
		A50	Retaining ring for oil seal ... ..	1	1G 3410			
		A51	Joint washer, fibre, housing to crank- case ... ..	1	IB 1703			
			Setscrew, short, housing to crankcase...	1	2K 3100			
			Setscrew, long, housing to crankcase ...	1	2K 3101			
			Spring washers ... ..	2	2K 5319			
			<b>IGNITION COIL, DYNAMO, DISTRIBUTOR AND STARTER</b>					
	To C.E.225779		Ignition coil (use ID 1963) ... ..	1	3H 979			
	C.E.225780 on		Ignition coil (oil-filled), high duty ...	1	ID 1963			
			Setscrews, coil to crankcase ... ..	2	2K 3046			
			Spring washers ... ..	2	2K 5894			
		A52	Pulley for dynamo ... ..	1	IB 1727			
		A53	Fan for dynamo ... ..	1	IB 2178			
	To C.E.223154		Dynamo (use 11K 100) ... ..	1	3H 1834	25	Electrical	3
	C.E.223155 on		Dynamo ... ..	1	11K 100			
			Bolt to bracket, front ... ..	1	2K 6563			
			Bolt to bracket, rear ... ..	1	2K 5265			
			Nuts for bolts ... ..	2	6K 280			
			Spring washers ... ..	2	2K 5319			
		A54	Dynamo bracket ... ..	1	IB 1724			
			Studs, bracket to crankcase ... ..	4	6K 440			
			Nuts for studs ... ..	4	6K 280			
			Washers ... ..	4	2K 1203			
			Shakeproof washers ... ..	4	6K 441			
		A55	Mounting pillar on engine front plate	1	IB 1182			
			Nut, $\frac{7}{16}$ " B.S.F. ... ..	1	1K 3978			
			Spring washer ... ..	1	2K 5896			
		A56	Adjusting link for dynamo ... ..	1	IB 1447			
			Nut, $\frac{3}{8}$ " B.S.F. ... ..	1	6K 281			
			Washer ... ..	1	2K 9932			

# DISTRIBUTOR, DYNAMO & STARTER

There was no plate in the original Parts List.

This diagram is from the Moss Catalogue

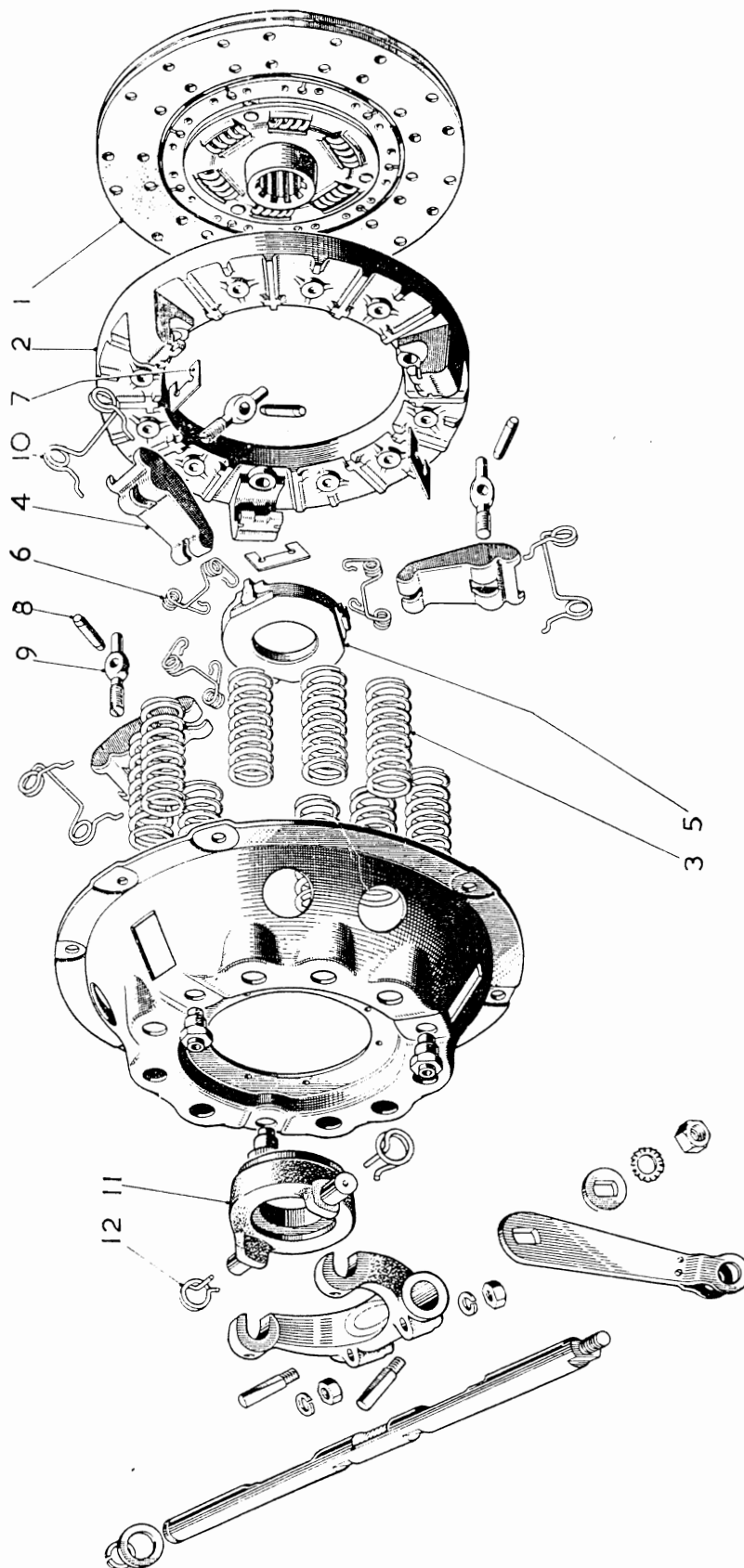


Type	Range	Plate	Description	Number per Vehicle	Austin Part Number	Austin Service Journal Reference		
						Vol.	Section	Page
	C.138031-149982		Oil pressure pipe with union, nut and nipple, R.H. Steering ... ..	1	IB 2815			
	C.149983 on		Oil pressure pipe with union, nut and nipple, L.H. Steering (use IB 2963) ... ..	1	IB 2740	24	Engine	29
			Oil pressure pipe with union, nut and nipple, L.H. Steering ... ..	1	IB 2963			
			Union in crankcase ... ..	1	6K 22			
			Washer for union ... ..	1	2K 4954			
			Ferrule, rubber ... ..	1	3B 50			
			Clips, pipe to dash ... ..	2	2K 5215			
			Screws for clips ... ..	2	6K 9897			
			Flexible oil gauge pipe with nuts ...		8G 506			
			<b>TACHOMETER DRIVE GEAR</b>					
			Tachometer drive gear assembly ...	1	IB 1732			
		A45	Gear housing ... ..	1	IB 1700			
		A46	Thrust button ... ..	1	1A 3073			
		A47	Tachometer pinion ... ..	1	IB 2151			
		A48	Tachometer pinion bush ... ..	1	1G 3409			
			Joint washer, bush to housing ...	1	2K 7500			
		A49	Oil seal for drive ... ..	1	3H 964			
		A50	Retaining ring for oil seal ... ..	1	1G 3410			
		A51	Joint washer, fibre, housing to crank- case ... ..	1	IB 1703			
			Setscrew, short, housing to crankcase...	1	2K 3100			
			Setscrew, long, housing to crankcase ...	1	2K 3101			
			Spring washers ... ..	2	2K 5319			
			<b>IGNITION COIL, DYNAMO, DISTRIBUTOR AND STARTER</b>					
	To C.E.225779		Ignition coil (use ID 1963) ... ..	1	3H 979			
	C.E.225780 on		Ignition coil (oil-filled), high duty ...	1	ID 1963			
			Setscrews, coil to crankcase ... ..	2	2K 3046			
			Spring washers ... ..	2	2K 5894			
		A52	Pulley for dynamo ... ..	1	IB 1727			
		A53	Fan for dynamo ... ..	1	IB 2178			
	To C.E.223154		Dynamo (use 11K 100) ... ..	1	3H 1834	25	Electrical	3
	C.E.223155 on		Dynamo ... ..	1	11K 100			
			Bolt to bracket, front ... ..	1	2K 6563			
			Bolt to bracket, rear ... ..	1	2K 5265			
			Nuts for bolts ... ..	2	6K 280			
			Spring washers ... ..	2	2K 5319			
		A54	Dynamo bracket ... ..	1	IB 1724			
			Studs, bracket to crankcase ... ..	4	6K 440			
			Nuts for studs ... ..	4	6K 280			
			Washers ... ..	4	2K 1203			
			Shakeproof washers ... ..	4	6K 441			
		A55	Mounting pillar on engine front plate	1	IB 1182			
			Nut, $\frac{7}{16}$ " B.S.F. ... ..	1	1K 3978			
			Spring washer ... ..	1	2K 5896			
		A56	Adjusting link for dynamo ... ..	1	IB 1447			
			Nut, $\frac{3}{8}$ " B.S.F. ... ..	1	6K 281			
			Washer ... ..	1	2K 9932			

Type	Range	Plate	Description	Number per Vehicle	Austin Part Number	Austin Service Journal Reference		
						Vol.	Section	Page
	C.136894-C.E.230360		<b>Distributor with vacuum control (use 11B 479) ... ..</b>	1	3H 2313			
	C.E.230361 on		<b>Distributor with vacuum control ...</b>	1	11B 479			
			Distributor head, less cables ... ..	1	17H 5102			
			Rotor arm ... ..	1	7H 5086			
			Contact set ... ..	1	17H 5049			
	E.136894-C.E.230360	{	Condenser ... ..	1	17H 5050			
			Vacuum unit ... ..	1	17H 5202			
			Contact set ... ..	1	17H 5423			
	C.E.230361 on	{	Condenser ... ..	1	17H 5421			
			Vacuum unit ... ..	1	17H 5536			
			Setscrew, fixing plate to crankcase ...	1	2K 3046			
			Spring washer for setscrew ... ..	1	2K 5894			
			Fixing plate ... ..	1	3H 2138			
			<b>Vacuum ignition control pipe with clip, nuts and nipples ... ..</b>	1	1B 2366			
			Setscrew to cylinder head ... ..	1	2K 6146			
			<b>Driving spindle for distributor ...</b>	1	1K 113			
			Peg for spindle ... ..	1	2K 2163			
			Bush, in crankcase, for driving spindle	1	1K 114			
			Setscrew for bush ... ..	1	2K 3046			
			Spring washer ... ..	1	2K 5894			
			<b>Starter ... ..</b>	1	3H 1281			
			Bolts, starter to gearbox ... ..	2	2C 1014			
			Nuts for bolts ... ..	2	2K 3977			
			Spring washers ... ..	2	2K 5895			

# CLUTCH—PLATE AD

SPL 57



# CLUTCH

Type	Range	Plate	Description	Number per Vehicle	Austin Part Number	Austin Service Journal Reference.		
						Vol.	Section	Page
BN.1	C.138031-C.E.228046 except *	{ AD1	†Clutch assembly less clutch plate and linings, release bearing and retainers... ..	1	7H 3157	24	Clutch	2
			Screws to flywheel ... ..	6	2K 5881			
BN.2	C.E.228047 on and *	{	Spring washers ... ..	6	2K 5319			
			†Clutch plate with linings (use 7H 3225)	1	7H 3130			
			†Clutch plate with linings ... ..	1	7H 3225			
			†Clutch plate with linings ... ..	1	7H 3238			
			AD2 Pressure plate ... ..	1	7H 3072			
			AD3 Thrust springs, yellow ... ..	9	7H 3082			
			AD4 Release levers ... ..	3	7H 3196			
			AD5 Plate for levers ... ..	1	7H 3042			
			AD6 Retaining wires ... ..	3	7H 3001			
			AD7 Struts ... ..	3	7H 3069			
BN.1	C.138031-C.E.228046 except *	{	AD8 Pins ... ..	3	7H 3067			
			AD9 Eyebolts (U.N.F. thread) } Supplied Nuts for eyebolts ... .. together	3	7H 3195			
				3	7H 3193			
			AD10 Anti-rattle springs ... ..	3	7H 3171			
			AD11 †Release bearing and cup assembly ...	1	7H 3141			
BN.2	C.E.228047 on and *	{	†Release bearing and cup assembly ...	1	7H 3132			
			AD12 Retainers for bearing ... ..	2	7H 3048			

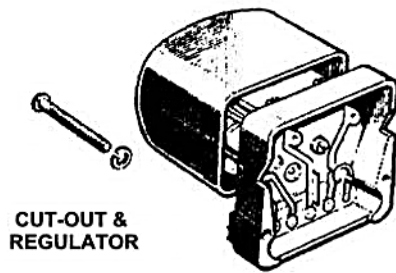
\* C.E.227505, 227511, 227514, 227536, 227542, 228008, 228026.

† Can be supplied reconditioned on Home Market, quote part numbers 7H 3157R, 7H 3130R, 7H 3238R, 7H 3141R or 7H 3132R.

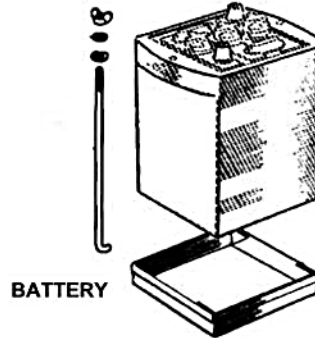
# ELECTRICAL & INSTRUMENTS

There was no plate in the original Parts List.


This diagram is from the Moss Catalogue



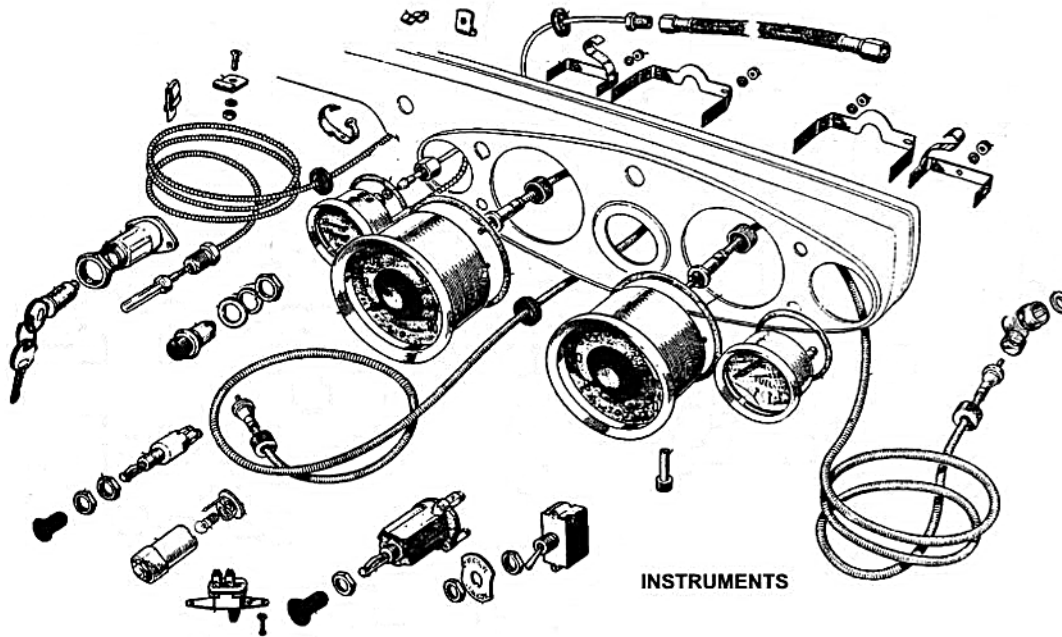
CUT-OUT &  
REGULATOR



BATTERY



HORN



INSTRUMENTS



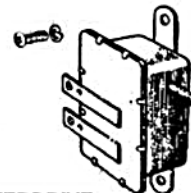
BATTERY  
MASTER SWITCH



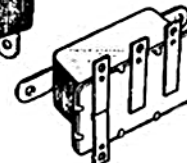
DIMMER SWITCH



OVERDRIVE  
SOLENOID



OVERDRIVE  
THROTTLE  
SWITCH



OVERDRIVE  
RELAY



# ELECTRICAL AND INSTRUMENTS

Type	Range	Plate	Description	Number per Vehicle	Austin Part Number	Austin Service Journal-Reference		
						Vol.	Section	Page
C.138031-156839 C.156840 on			<b>CUT-OUT AND REGULATOR UNIT</b>					
			Cut-out and voltage regulator con- trol box ... ..	1	3H 1836			
			Screws to dash ... ..	2	PMZ0320			
			Spring washer ... ..	2	LWZ 203			
			<b>Fuse block</b> ... ..	1	3H 1910			
			Screws to dash ... ..	2	PMZ0307			
			Spring washers ... ..	2	LWZ 203			
			<b>BATTERY</b>					
			Batteries, 6-volt ... ..	2	3H 3056			
			Batteries, 6-volt (dry-charged), Export	2	IB 2944			
			Self tapping screws for plugs ... ..	4	2K 8645	24	Stores Data	33
			Fixing rods, B.S.F. thread ... ..	4	3H 3057			
			Fixing rods, U.N.F. thread ... ..	4	IB 2906			
			Washers ... ..	4	IB 2907			
			Washers ... ..	4	2K 9420			
			Spring washers ... ..	4	2K 2543			
			<b>*INSTRUMENTS</b>					
			Combined oil pressure gauge and water temperature thermometer	1	IB 2853			
			Rubber grommet for capillary tube ...	1	3H 2615			
			Clip for thermometer capillary tube ...	1	2K 8790			
			Screw, clip to bonnet surround ...	1	CMZ0307			
			Nut for screw ... ..	1	FNZ 103			
			Spring washer ... ..	1	LWZ 203			
			<b>Petrol gauge</b> ... ..	1	3H 3064			
			<b>Tachometer</b> ... ..	1	3H 3062			
			Tachometer flex, R.H. Steering (4' 0")	1	IB 2783			
			Inner cable ... ..	1	7H 1695			
			Tachometer flex, L.H. Steering (2' 9")	1	IB 2731			
			Inner cable ... ..	1	7H 1696			
			Clip, flex to dash ... ..	1	3H 856			
			<b>Speedometer, 0-120 m.p.h. 1325 flex revolutions/minute (standard axle ratio 4.125 to 1)</b> ... ..	1	3H 3061			
			<b>Speedometer, 0-140 m.p.h. 1180 flex revolutions/minute (special axle ratio 3.6 to 1)</b> ... ..	1	7H 1751			
			<b>Speedometer, kilometres/hour (stan- dard axle ratio 4.125 to 1)</b> ... ..	1	IB 2806			
			<b>Speedometer, kilometres/hour (spe- cial axle ratio 3.6 to 1)</b> ... ..	1	7H 1823			
			Speedometer flex ... ..	1	IB 3645			
			Inner cable ... ..	1	7H 1694			
			Clip, flex to dash ... ..	1	3H 856			
			<b>Flasher indicator warning light</b> ...	1	3H 2765			
			Bulb, 12-volt, 2.2 watt ... ..	1	2H 4732			
			<b>Panel illumination light holders</b> ...	4	3H 2181			
			Bulbs, 12-volt, 2.2 watt ... ..	4	2H 4732			
			<b>Fresh air control</b> ... ..	1	IB 2753			
			<b>Choke control</b> ... ..	1	IB 2752			

\*Note: Instrument panel assembly now supplied less instruments. See body section.

Type	Range	Plate	Description	Number per Vehicle	Austin Part Number	Austin Service Journal Reference		
						Vol.	Section	Page
			<b>HORN</b>					
			Electric horn, low tone ... ..	1	3H 3060			
			Electric horn, high tone ... ..	1	3H 3059			
			Bolts, horn to bracket ... ..	4	HNS0406			
			Spring washers ... ..	4	LWN 204			
			Bolts, horn to cross member ... ..	4	HZS0405			
			Spring washers ... ..	4	LWZ 104			
			<b>SWITCHES</b>					
			Ignition switch ... ..	1	3H 2825			
			Barrel lock and key ... ..	1	2H 4185			
	R.H.S., C.138975-149949 L.H.S., C.138031-149929		Horn and trafficator switch on steering column ... ..	1	IB 6225	24	Steering	4
			Stator tube ... ..	1	IB 6226			
			Retaining screws ... ..	2	IB 6210			
			Horn and trafficator switch on steering column ... ..	1	17H 5246			
			Stator tube ... ..	1	7H 5474			
			Rubber sleeves for stator tube ... ..	3	3H 677			
			Anti-rattle springs ... ..	1	1G 6261			
			Trip lever ... ..	1	2H 2635			
			Windscreen wiper switch with knob	1	3H 3094			
			Knob for switch ... ..	1	3H 3096			
			Head and side lamps switch with knob ... ..	1	3H 3097			
			Knob for switch ... ..	1	3H 3099			
			Push switch for starter solenoid ...	1	3H 3058			
			Starter solenoid switch ... ..	1	3H 852			
			Setscrews, solenoid switch to body ...	2	PMZ0308			
			Spring washers ... ..	2	LWZ 203			
			Panel light switch ... ..	1	3H 3100			
			Screws panel light switch to dash ...	2	6K 9588			
			Spring washers ... ..	2	LWZ 102			
BN.1	C.138031-C.E.228046 except *		Dipper switch ... ..	1	2H 4969			
BN.2	C.E.228047 on and *		Dipper switch ... ..	1	11G 2007			
			Screws for dipper switch ... ..	2	PMZ0306			
			Spring washers ... ..	2	LWZ 203			
			Battery master switch ... ..	1	IB 2804			
			Screws to body ... ..	2	PMZ0207			
			Nuts ... ..	2	CNZ 102			
			Spring washers ... ..	2	LWZ 102			
BN.1	C.138031-C.E.228046 except *		Overdrive switch, manual, on dash panel ... ..	1	IB 2807			
			Escutcheon plate for switch ... ..	1	IB 2809			
BN.2	C.E.228047 on and *		Overdrive switch, manual, on dash panel ... ..	1	IB 9030			
			Escutcheon plate for switch ... ..	1	IB 9031			
			Overdrive rotary throttle switch on scuttle ... ..	1	IB 2837			
			Screws ... ..	2	PMZ0308			
			Spring washers ... ..	2	LWZ 203			
BN.1	C.138031-C.E.228046 except *	CA22 CA21	Switch, centrifugal, on overdrive ...	1	IB 2839			
			Lockwasher for switch ... ..	1	7H 5895			

\* 227505, 227511, 227514, 227536, 227542, 228008, 228026.

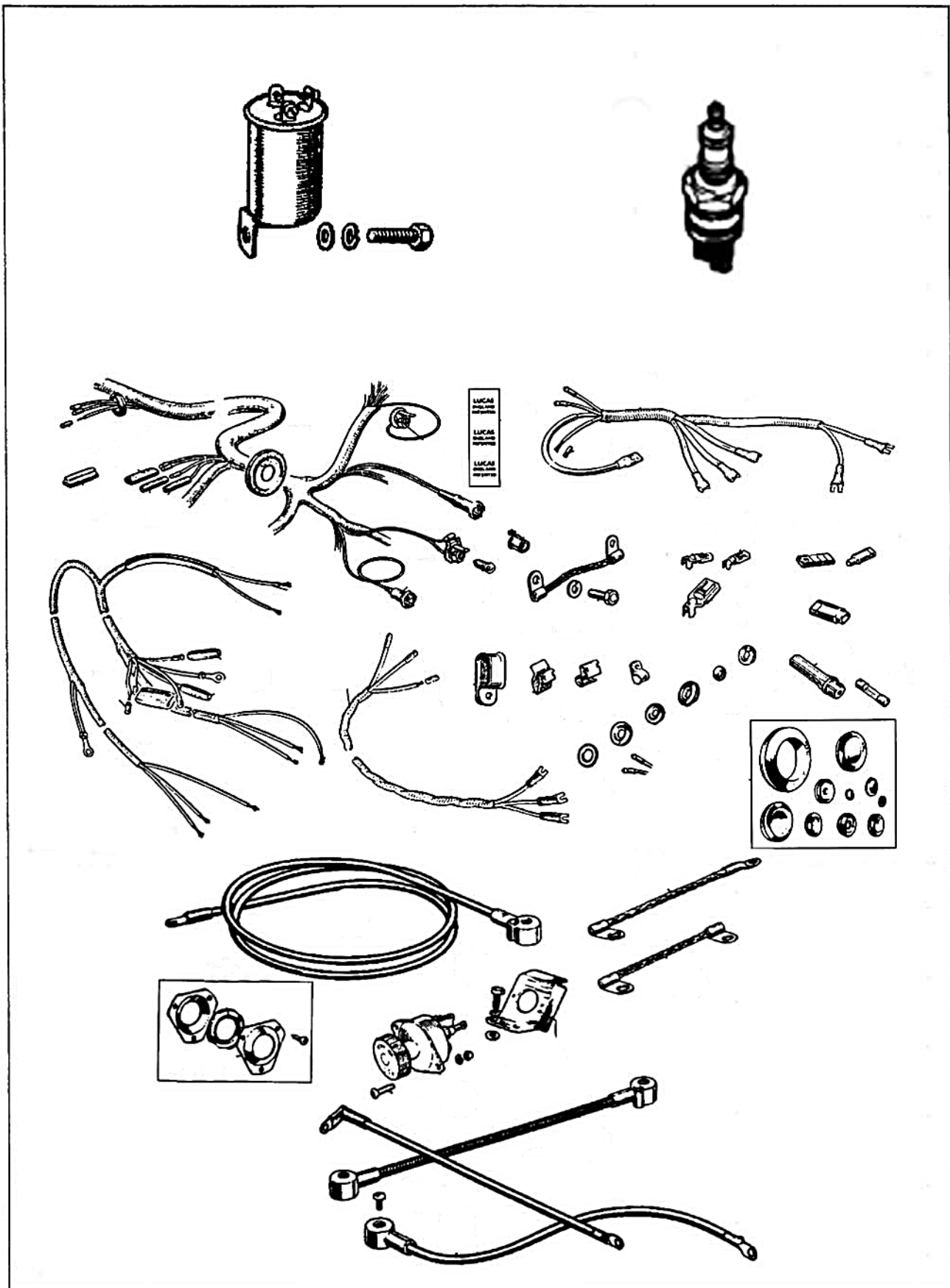
Type	Range	Plate	Description	Number per Vehicle	Austin Part Number	Austin Service Journal Reference		
						Vol.	Section	Page
	To O/D 28/1292/3772	C62	Operating solenoid with plunger on overdrive ... ..	1	IB 2838	24	Gearbox	39
	O/D 28/1292/3773 on	CB9	Operating solenoid with plunger and rubber cover (use IB 3759) ...	1	17H 5813			
			Operating solenoid with plunger and rubber cover ... ..	1	IB 3759			
		C63	Setscrews to bracket ... ..	2	PMZ0308			
			Spring washers ... ..	2	LWZ 203			
	To O/D 28/1292/3772	C64	Special screw, plunger to lever ...	1	7H 5896	24	Gearbox	39
			Split pin for screw ... ..	1	CPS 0205			
			Overdrive switch on gearbox (to limit overdrive on 2nd, 3rd and top gears)—use 11G 3062 ... ..	1	2H 2272	25	Stores Data	28
			Overdrive switch on gearbox (to limit overdrive on 2nd, 3rd and top gears) ... ..	1	11G 3062			
			Fibre washers ... ..	as req.	IB 3664			
			Fibre washers ... ..	as req.	2K 7914			
BN.1	C.138031-C.E.228046 except *		Relays for overdrive ... ..	2	IB 2836			
			Screws to dash ... ..	4	4K 5917			
BN.2	C.E.228047 on and *		Relay for overdrive ... ..	1	IB 2836			
			Screws to dash ... ..	2	PMZ0308			
			Spring washers ... ..	2	LWZ 203			
<b>FLASHER UNIT</b>								
			Flasher unit ... ..	1	IB 2808			
			Screw to dash ... ..	1	PMZ0408			
			Washer ... ..	1	PWZ 104			
			Spring washer ... ..	1	LWZ 204			
			Relay for flasher ... ..	1	3H 1454			
<b>WIRING CABLES</b>								
BN.1	C.138031-C.E.228046 except *		Main cable harness ... ..	1	IB 2793			
BN.2	C.E.228074 on and *		Main cable harness ... ..	1	IB 9028			
			Chassis harness ... ..	1	IB 2795			
			Flasher relay and horn harness ...	1	IB 2794			
			Front flasher harness, right hand ...	1	IB 2797			
			Front flasher harness, left hand ...	1	IB 2798			
			Dipper switch harness ... ..	1	IB 2847			
			Horn switch cable ... ..	1	17H 5239			
BN.1	C.138031-C.E.228046 except *		Overdrive harness ... ..	1	IB 2799			
			Cable, gearbox switch to overdrive solenoid ... ..	1	IB 9048			
			Plug ... ..	1	2H 2704			
			Snap connector ... ..	1	2H 3406			
BN.2	C.E.228047 on and *		Cable gearbox switch to relay C2 ...	1	IB 9052			
			Clip for cable ... ..	1	IB 9055			
			Boot harness ... ..	1	IB 2796			
			Battery link cable with lugs, negative to positive ... ..	1	IB 2810			
			Battery cable, positive to battery master switch ... ..	1	IB 2802			

\* 227505, 227511, 227514, 227536, 227542, 228008, 228026.

# FLASHER & WIRING

There was no plate in the original Parts List.

This diagram is from the Moss Catalogue



Type	Range	Plate	Description	Number per Vehicle	Austin Part Number	Austin Service Journal Reference		
						Vol.	Section	Page
	To O/D 28/1292/3772	C62	Operating solenoid with plunger on overdrive ... ..	1	IB 2838	24	Gearbox	39
	O/D 28/1292/3773 on	CB9	Operating solenoid with plunger and rubber cover (use IB 3759) ...	1	17H 5813			
			Operating solenoid with plunger and rubber cover ... ..	1	IB 3759			
		C63	Setscrews to bracket ... ..	2	PMZ0308			
			Spring washers ... ..	2	LWZ 203			
	To O/D 28/1292/3772	C64	Special screw, plunger to lever ...	1	7H 5896	24	Gearbox	39
			Split pin for screw ... ..	1	CPS 0205			
			Overdrive switch on gearbox (to limit overdrive on 2nd, 3rd and top gears)—use IIG 3062 ... ..	1	2H 2272	25	Stores Data	28
			Overdrive switch on gearbox (to limit overdrive on 2nd, 3rd and top gears) ... ..	1	IIG 3062			
			Fibre washers ... ..	as req.	IB 3664			
			Fibre washers ... ..	as req.	2K 7914			
BN.1	C.I38031—C.E.228046 except *		Relays for overdrive ... ..	2	IB 2836			
			Screws to dash ... ..	4	4K 5917			
BN.2	C.E.228047 on and *		Relay for overdrive ... ..	1	IB 2836			
			Screws to dash ... ..	2	PMZ0308			
			Spring washers ... ..	2	LWZ 203			
<b>FLASHER UNIT</b>								
			Flasher unit ... ..	1	IB 2808			
			Screw to dash ... ..	1	PMZ0408			
			Washer ... ..	1	PWZ 104			
			Spring washer ... ..	1	LWZ 204			
			Relay for flasher ... ..	1	3H 1454			
<b>WIRING CABLES</b>								
BN.1	C.I38031—C.E.228046 except *		Main cable harness ... ..	1	IB 2793			
BN.2	C.E.228074 on and *		Main cable harness ... ..	1	IB 9028			
			Chassis harness ... ..	1	IB 2795			
			Flasher relay and horn harness ...	1	IB 2794			
			Front flasher harness, right hand ...	1	IB 2797			
			Front flasher harness, left hand ...	1	IB 2798			
			Dipper switch harness ... ..	1	IB 2847			
			Horn switch cable ... ..	1	17H 5239			
BN.1	C.I38031—C.E.228046 except *		Overdrive harness ... ..	1	IB 2799			
			Cable, gearbox switch to overdrive solenoid ... ..	1	IB 9048			
			Plug ... ..	1	2H 2704			
			Snap connector ... ..	1	2H 3406			
BN.2	C.E.228047 on and *		Cable gearbox switch to relay C2 ...	1	IB 9052			
			Clip for cable ... ..	1	IB 9055			
			Boot harness ... ..	1	IB 2796			
			Battery link cable with lugs, negative to positive ... ..	1	IB 2810			
			Battery cable, positive to battery master switch ... ..	1	IB 2802			

\* 227505, 227511, 227514, 227536, 227542, 228008, 228026.

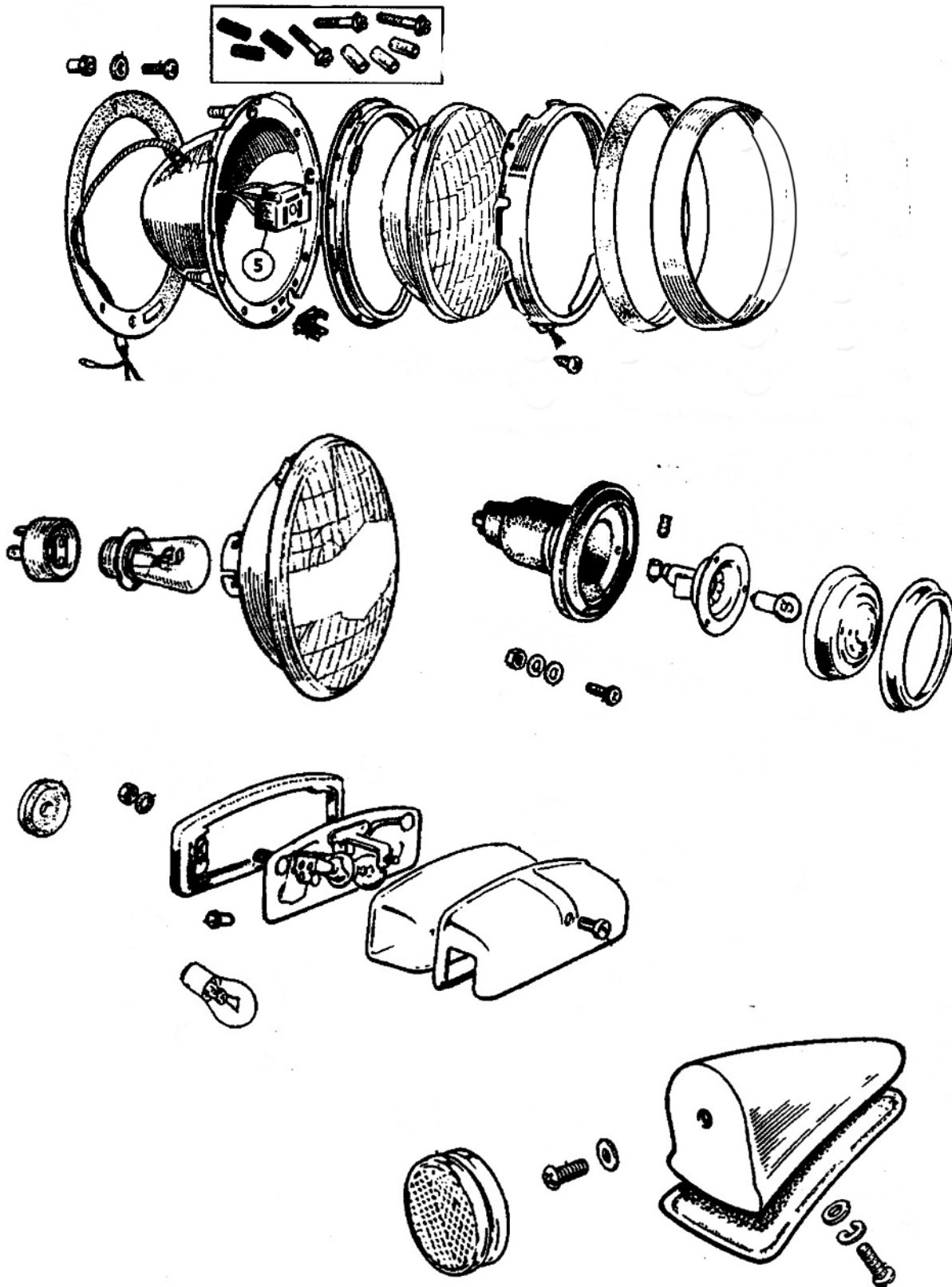
Type	Range	Plate	Description	Number per Vehicle	Austin Part Number	Austin Service Journal Reference		
						Vol.	Section	Page
			Battery cable, negative to solenoid starter switch ... ..	1	1B 2800			
			Starter cable, solenoid switch to starter ... ..	1	1B 2801			
			Engine to earth cable ... ..	1	2K 6167			
			Screw, cable to chassis ... ..	1	HZS0604			
			Master switch to earth cable ...	1	1B 2803			
			<b>SPARKING PLUGS</b>					
			Sparkling plugs (NA8), .025" gap ...	4	3H 2006			
			Sparkling plugs (NA10) for Le Mans engine ... ..	4	7H 1821			
			Snap connectors (use 8G 616) ... ..	4	ALT-126	25	Stores Data	7
			Snap connectors ... ..	4	8G 616			
			Ferrule for number 1 H.T. cable, plug end ... ..	1	3H 1655			
			Ferrule for number 2 H.T. cable, plug end ... ..	1	3H 1656			
			Ferrule for number 3 H.T. cable, plug end ... ..	1	3H 1657			
			Ferrule for number 4 H.T. cable, plug end ... ..	1	3H 1650			
			Sleeve for H.T. cable in coil ... ..	1	2H 4610			
			<b>CLIPS FOR CABLES</b>					
			Clips for chassis harness ... ..	4	3H 2762			
			Clips for chassis harness, starter switch cable and main harness ...	18	3H 1562			
			Clips for chassis harness ... ..	6	3H 2879			
			Clip, harness to front cross member	1	3H 2634			
			Clips, relay harness and battery link cable ... ..	3	3H 856			
			Clip, tank unit cable ... ..	1	2H 161			
			Clip, main harness to steering column support ... ..	1	3H 2627			
			Clip, battery negative cable to starter switch ... ..	1	1B 2865			
			Clip, overdrive harness to overdrive	1	1B 2849			
			Clip, chassis harness and overdrive cable to engine rear cover ...	1	3H 2634			
			Clips, main cable and dipper switch harness to dash ... ..	2	3H 1300			
			Clip, main harness to dash ... ..	1	3H 1373			
			<b>RUBBER FERRULES</b>					
			Terminal insulating caps for use at solenoid starter switch ... ..	2	3H 1149			
			Rubber rings for starter, side lamps and H.T. cables ... ..	4	2H 35			
			Grommets, stator tube cable through front apron and number plate lamp through rear panel ... ..	2	3H 2144			
			Grommet, tank gauge cable through boot panel ... ..	1	3F 90			

# LAMPS

There was no plate in the original Parts List.

This diagram is from the Moss Catalogue

PLATE 1



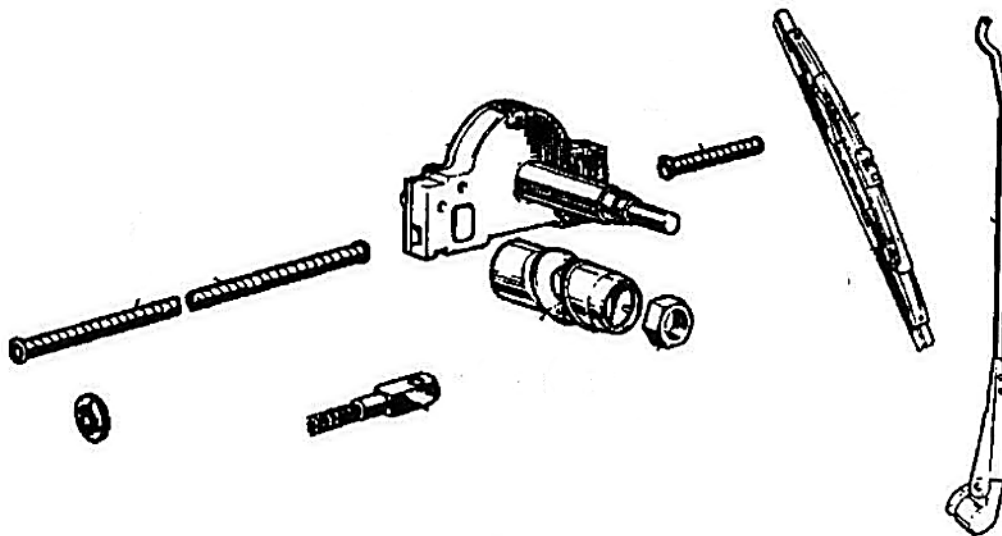
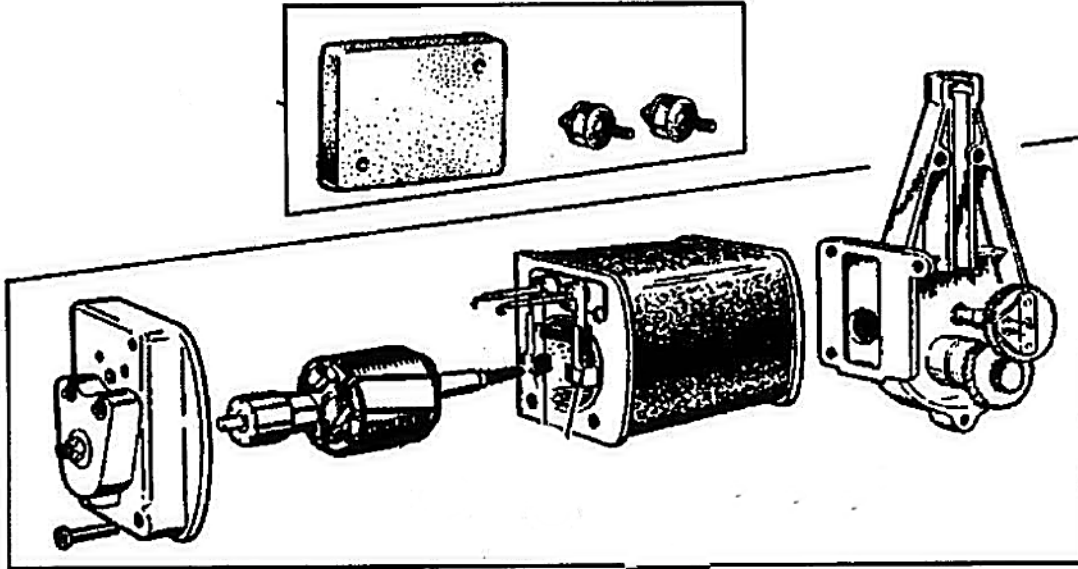
Type	Range	Place	Description	Number per Vehicle	Austin Part Number	Austin Service Journal Reference		
						Vol.	Section	Page
			Grommets, chassis harness through boot panel and dash ... ..	2	2H 1889			
			Grommet, flasher cable through dash ... ..	1	11G 2053			
			<b>LAMPS</b>					
			Headlamps with bulb, Home and Export Markets, R.H. Steering ...	2	3H 2514			
			Bulbs, 12-volt 42/36 watt ... ..	2	3H 1892			
			Light units ... ..	2	7H 5483			
			Bulb adaptors ... ..	2	17H 5145			
			Headlamps with bulb U.S.A. ...	2	3H 3054			
			Bulbs, 12-volt, 42/36 watt ... ..	2	3H 1893			
			Light units ... ..	2	7H 5484			
			Bulb adaptors ... ..	2	17H 5244			
			Headlamps with bulb, Export Market, L.H. Steering ... ..	2	3H 2515			
			Bulbs, 12-volt, 42/36 watt ... ..	2	3H 1893			
			Light units ... ..	2	7H 5484			
			Bulb adaptors ... ..	2	17H 5145			
			Headlamps with bulb, Europe except France, L.H. Steering ... ..	2	3H 2516			
			Bulbs, 12-volt 45/40 watt, duplohooded	2	3H 921			
			Light units ... ..	2	7H 5485			
			Bulb adaptors ... ..	2	17H 5145			
			Headlamps, less bulb, France ...	2	3H 2517			
			Light units ... ..	2	7H 5523			
			Bulb adaptors ... ..	2	17H 5146			
			Rims for headlamps ... ..	2	17H 5143			
			Screws for rims ... ..	2	17H 5144			
			Rubber dust excluders for rims ...	2	7H 5054			
			Rubber joint washers, headlamps to body ... ..	2	3H 993			
			Screws, headlamps to body ... ..	8	53K 2556			
			Nuts ... ..	8	1B 2805			
			Spring washers ... ..	8	2K 1209			
			Sleeves for headlamp cables ... ..	2	3H 705			
			Side and blinker lamps with bulb ...	2	3H 3055			
			Bulbs, 12-volt, 18/6 watt (use IF 9026)	2	3H 2058			
			Bulbs, 12-volt, 21/6 watt ... ..	2	1F 9026			
			Glasses, white ... ..	2	17H 5204			
			Stop and tail lamps with bulb ...	2	3H 1814			
			Bulbs, 12-volt, 18/6 watt (use IF9026)	2	3H 2058			
			Bulbs, 12-volt, 21/6 watt ... ..	2	1F 9026			
			Glasses, red ... ..	2	7H 5183			
			Screws, side and tail lamps to body ...	12	53K 2655			
			Nuts for screws ... ..	12	CNZ 102			
			Washers ... ..	12	2K 9161			
			Spring washers ... ..	12	6K 53			
			Rubber bodies for side and tail lamps ...	4	7H 5184			
			Chrome rims ... ..	4	7H 5182			
			Interiors for bulb-holders ... ..	4	7H 5111			
			Rear number plate lamp with bulb ...	1	3H 1813			
			Bulb, 12-volt, 6 watt ... ..	1	2H 4817			
			Glass ... ..	1	7H 5121			
			Gasket for glass ... ..	1	7H 5122			
			Outer cover (chrome) ... ..	1	7H 5185			
			Sundry parts for lamp (screws, nuts, washers, etc.) ... ..	1 set	7H 5123			
			Rear reflectors ... ..	2	11G 9021			
			Mounting for right hand reflector ...	1	14B 3867			
			Mounting for left hand reflector ...	1	14B 3868			
			Rubber slipper for mounting ... ..	2	14B 3869			
			Screws, mountings to body and reflector to mounting ... ..	6	PMZ0308			
			Spring washers ... ..	6	2K 8232			
						24	Body	38



# WINDSCREEN WIPERS

There was no plate in the original Parts List.

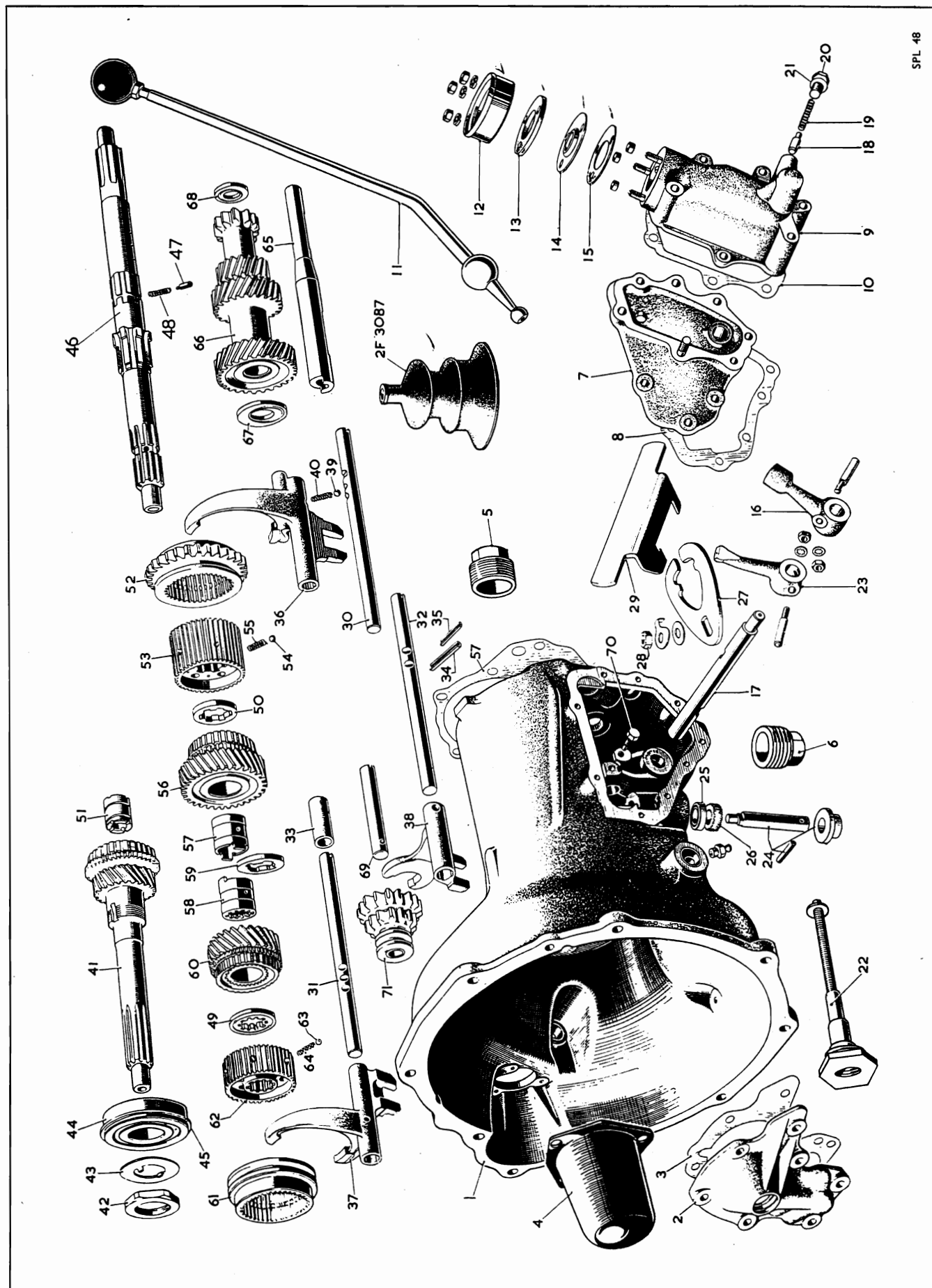
This diagram is from the Moss Catalogue



Type	Range	Plate	Description	Number per Vehicle	Austin Part Number	Austin Service Journal Reference		
						Vol.	Section	Page
BN.1	C.138031-C.E.228046 except *		<b>WINDSCREEN WIPER</b>					
			Windscreen wiper assembly less arms and blades (use 14B 2690) ... ..	1	14B 1946			
			Windscreen wiper assembly less arms and blades ... ..	1	14B 2690			
			Motor (use 14B 2691) ... ..	1	14B 1948			
			Motor ... ..	1	14B 2691			
			Rubber packing ... ..	1	2H 8727			
			Rubber ferrules ... ..	2	2H 8728			
			Plain washers ... ..	2	2H 8729			
			Brush set ... ..	1	7H 5130			
			Field coil ... ..	1	17H 5148			
			Armature ... ..	1	17H 5034			
			End cover ... ..	1	17H 5033			
			Auxiliary wheelboxes ... ..	2	14B 1947			
			Cable ... ..	1	4G 1658			
BN.1	C.138031-C.E.228046 except *		Cable casing, motor to wheelboxes ...	1	14B 1949			
			Cable casing, between wheelboxes ...	1	14B 1950			
			Rubber sleeve ... ..	1	4G 1657			
			Wiper arms, R.H. Steering (use 14B 2688) ... ..	2	14B 1962			
			Wiper arms, R.H. Steering ... ..	2	14B 2688			
			Wiper arms, L.H. Steering (use 14B 2689) ... ..	2	14B 1959			
			Wiper arms, L.H. Steering ... ..	2	14B 2689			
			Blades ... ..	2	14B 1705			
			Windscreen wiper assembly less arms and blades ... ..	1	14B 5584			
			Windscreen wiper motor with cable	1	14B 5586			
BN.2	C.E.228047 on and *		Wheelboxes with bushes ... ..	2	14B 5588			
			Cable ... ..	1	4G 1658			
			Cable casing, motor to wheelboxes ...	1	14B 5589			
			Cable casing, between wheelboxes ...	1	14B 5598			
			Cable casing, wheelbox to end ...	1	14G 3722			
			Wiper arms, R.H. Steering ... ..	2	14B 5596			
			Wiper arms, L.H. Steering ... ..	2	14B 5597			
			Blades ... ..	2	14B 1705			

\* C.E.227505, 227511, 227514, 227536, 227542, 228008, 228026.

# GEARBOX—PLATE B



SPL 48

# GEARBOX AND OVERDRIVE

Type	Range	Plate	Description	Number per Vehicle	Austin Part Number	Austin Service Journal Reference			
						Vol.	Section	Page	
BN.I			<b>GEARBOX—3 SPEED</b>						
	C.138031-140204		*Gearbox and overdrive assembly, R.H. Steering ... ..	1	IB 3647				
	O/D WN 1260/1- WN 1260/763	}	*Gearbox and overdrive assembly, R.H. Steering (use IB 3690) ...	1	IB 3658				
	C.138031-140204		Gearbox and overdrive assembly, L.H. Steering ... ..	1	IB 3646				
	O/D WN 1260/1- WN 1260/763	}	Gearbox and overdrive assembly, L.H. Steering (use IB 3689) ...	1	IB 3657				
	O/D 28/1292/1 on		}	*Gearbox and overdrive assembly, R.H. Steering ... ..	1	IB 3690			
		Gearbox and overdrive assembly, L.H. Steering ... ..		1	IB 3689				
		B1		Gearbox casing with studs, bushes for clutch operating shaft, grease nipples, filler and drain plugs ...	1	B3-257			
			Dowel bolts to mounting plates ...	2	2K 7717				
			Nuts for bolts ... ..	2	2K 3977				
			Spring washers ... ..	2	2K 5863				
			Bolts to mounting plate ... ..	6	2K 3141				
			Nuts for bolts ... ..	6	2K 3977				
			Spring washers ... ..	6	2K 5895				
			Bushes for clutch operating shaft ...	4	3H 1235				
			Grease nipples ... ..	2	2H 2791				
			B2	Front cover ... ..	1	IB 3338			
			B3	Joint washer ... ..	1	IB 3371			
				Studs in gearbox casing ... ..	7	2K 3449			
				Nuts for studs ... ..	7	2K 3976			
				Spring washers ... ..	7	2K 5319			
			B4	Cover for starter pinion ... ..	1	IB 3346			
				Screws ... ..	3	2K 3882			
				Spring washers ... ..	3	2K 1210			
			B5	Oil filler plug ... ..	1	2K 5830			
			B6	Oil drain plug ... ..	1	2K 5830			
				Split pin for clutch pin drain hole ...	1	CPS 0608			
			B7	Side cover for gearbox ... ..	1	IB 3626			
			B8	Joint washer ... ..	1	IB 3372			
				Setscrews to gearbox ... ..	3	2K 3094			
				Spring washers ... ..	3	2K 5319			
			B9	Change speed control box body ...	1	IB 3627			
			B10	Joint washer to side cover ... ..	1	IB 3635			
				Setscrew, long, side cover and control box to gearbox ... ..	1	2K 3097			
				Setscrews, short, side cover and control box to gearbox ... ..	5	2K 3109			
				Stud, side cover and control box to gearbox ... ..	1	2K 3448			
				Nut for stud ... ..	1	2K 3976			
				Spring washers for setscrews and nuts	7	2K 1211			
			B11	Change speed lever, R.H. Steering ...	1	IB 3659			
				Change speed lever, L.H. Steering ...	1	IB 3630			
				Knob for lever ... ..	1	IB 3637			
				Locknut for knob ... ..	1	2K 9744			
				Gaiter for lever, rubber ... ..	1	2F 3087			
				Locating screw for lever ... ..	1	2F 3166			
				Lockwasher for screw ... ..	1	2F 3040			

\* Can be supplied reconditioned on Home Market, quote part numbers IB 3647R, IB 3658R or IB 3690R.

Type	Range	Plate	Description	Number per Vehicle	Austin Part Number	Austin Service Journal Reference		
						Vol.	Section	Page
BN.1	C.138031-C.E.229206 C.E.229207 on	B12	Cover for change speed control box	1	2F 3154	25	Gearbox	37
		B13	Rubber packing pad for lever ...	1	2F 3152			
		B14	Seat for change speed lever ...	1	2F 3151			
		B15	Rubber sealing washer for lever ...	1	1B 3632			
			Studs for cover ...	3	52K 462			
			Distance pieces for studs ...	3	1B 3634			
			Nuts for studs ...	3	FNZ 104			
			Spring washers ...	3	2K 5894			
		B16	Change speed socket lever ...	1	1B 3628			
			Cotter, lever to cross shaft ...	1	2K 5630			
			Nut for cotter ...	1	2K 3975			
			Shakeproof washer ...	1	2K 8607			
		B17	Change speed cross shaft ...	1	1B 3631			
		B18	Reverse check plunger for cross shaft— (use 1B 3752) ...	1	2F 3197			
			Reverse check plunger for cross shaft ...	1	1B 3752			
		B19	Spring for plunger ...	1	2K 4909			
		B20	Plug for spring ...	1	6K 643			
		B21	Fibre washer for plug ...	1	2K 4956			
		B22	Adaptor assembly, in change speed cross shaft hole, for overdrive limiting switch (top and 2nd gears) Fibre washer ...	1 1	1B 3665 2K 4971			
		B23	Change speed operating lever ...	1	1B 3629			
			Cotter for lever ...	1	2K 5630			
			Nut for cotter ...	1	2K 3975			
			Shakeproof washer ...	1	2K 8607			
		B24	Interlocking shaft with collar ...	1	1B 3648			
			Collar for shaft ...	1	1B 3636			
			Taper pin, collar to shaft ...	1	TPS 0710			
		B25	Oil seal for shaft ...	1	1B 3343			
		B26	Felt ring for shaft ...	1	2K 8961			
	To Gearbox 5145  Gearbox 5146 on	B27	Interlocking selector arm ...	1	1B 3360	25	Gearbox	10
		B28	Nut ...	1	2K 3986			
			Washer ...	1	6K 9087			
			Lockwasher ...	1	1B 3361			
		B29	Change speed gate ...	1	1B 3633			
		B30	1st and 2nd speed fork rod ...	1	1B 3546			
		B31	3rd and 4th speed fork rod ...	1	1B 3547			
		B32	Reverse fork rod (use 1B 3737) ...	1	1B 3480			
			Reverse fork rod ...	1	1B 3737			
		B33	Distance piece for 3rd and 4th speed fork rod ...	1	1B 3360			
		B34	Locating strip, long, for rods ...	1	1B 3354			
		B35	Locating strip, short, for rods ...	1	1B 3353			
		B36	1st and 2nd speed fork ...	1	1B 3575			
		B37	3rd and 4th speed fork ...	1	1B 3342			
		B38	Reverse forks ...	1	1B 3345			
		B39	Balls for forks, $\frac{3}{8}$ " diameter ...	3	2K 2721			
		B40	Springs ...	3	2K 5049			
		B41	1st motion shaft with cone and adaptor (can be replaced by 58G 341) ...	1	1B 3549	24	Gearbox	32
			1st motion shaft with cone and adaptor ...	1	1B 3695			
			*Cone ...	1	1A 3698			
			Coupling adaptor ...	1	1B 3586			
			Nut for 1st motion shaft ...	1	1A 3728			
		B42	Lockwasher ...	1	1A 3717			
		B43						

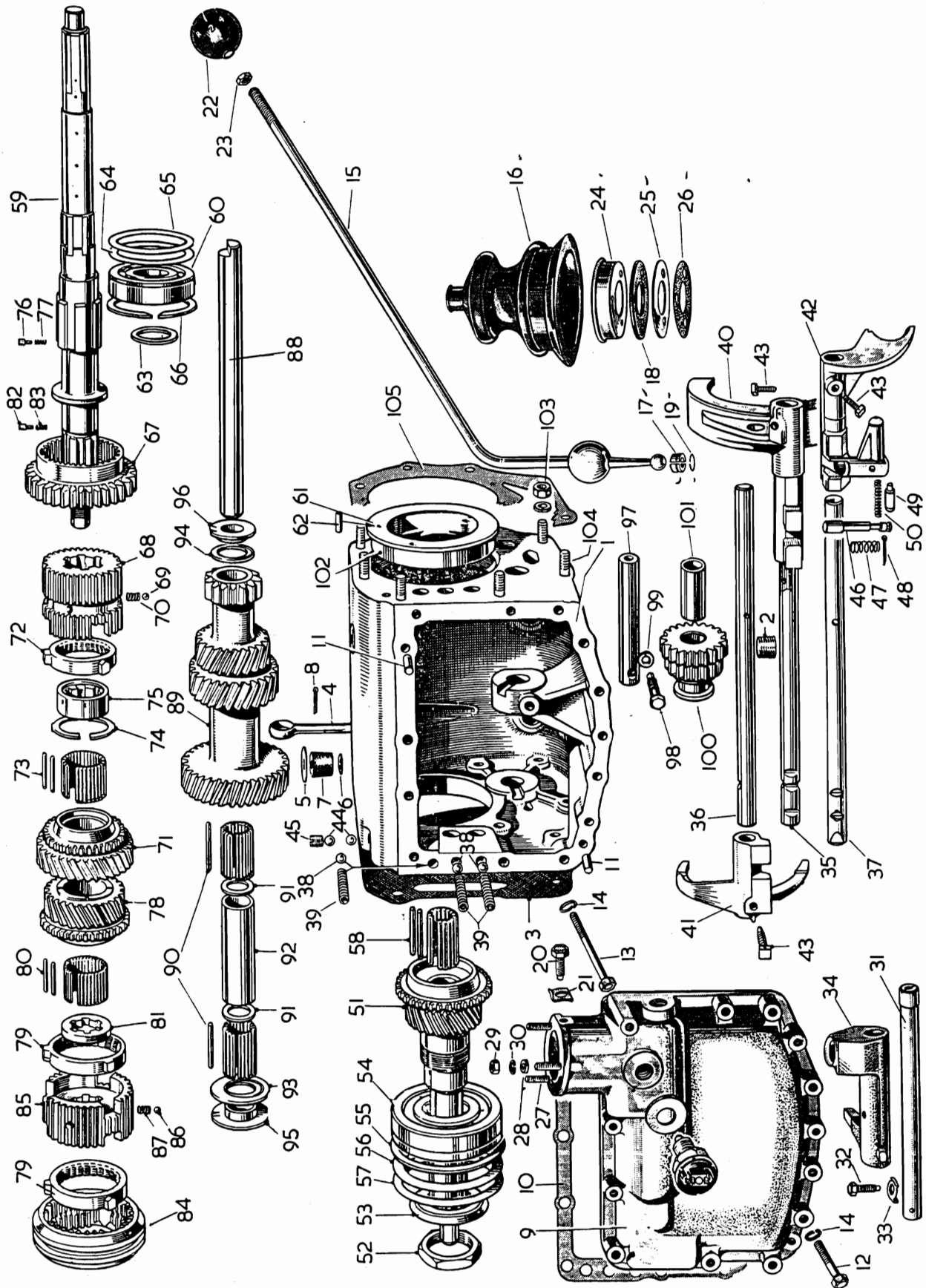
\* Cones are finished machined after being shrunk on gears. They can be supplied loose where facilities exist for shrinking-on and final machining.

Type	Range	Plate	Description	Number per Vehicle	Austin Part Number	Austin Service Journal Reference		
						Vol.	Section	Page
BN.1	C.138031-140204 C.140205 on	B44	Ball journal bearing for 1st motion shaft, 35 x 80 x 21 mm. 3-dot ... Spring ring ... ..	1 1	6K 530 6K 20			
			Mainshaft ... ..	1	IB 3639			
		B46	Mainshaft ... ..	1	IB 3652			
		B47	Peg ... ..	1	IG 3268			
		B48	Spring ... ..	1	2K 8960			
		B49	Thrust washer, front, .156 $\frac{1}{2}$ "/.157 $\frac{1}{2}$ " thick (use IIG 3127) ...	1	IB 3332	25	Gearbox	12
			Thrust washer, front, .158 $\frac{1}{2}$ "/.159 $\frac{1}{2}$ " thick (use IIG 3128) ... Alternatives	1	IB 3492			
			Thrust washer, front, .160 $\frac{1}{2}$ "/.161 $\frac{1}{2}$ " thick (use IIG 3129) ...	1	IB 3493			
			Thrust washer, front, .156 $\frac{1}{2}$ "/.157 $\frac{1}{2}$ " thick... Alternatives	1	IIG 3127			
			Thrust washer, front, .158 $\frac{1}{2}$ "/.159 $\frac{1}{2}$ " thick... Alternatives	1	IIG 3128			
			Thrust washer, front, .160 $\frac{1}{2}$ "/.161 $\frac{1}{2}$ " thick... Alternatives	1	IIG 3129			
		B50	Thrust washer, rear ... ..	1	IG 3246			
		B51	Bush in 1st motion shaft for 3rd motion shaft, front end ... ..	1	IG 3287			
		C65	Ball journal bearing for 3rd motion shaft, 1 $\frac{1}{2}$ " x 3 $\frac{1}{8}$ " x $\frac{3}{8}$ ", 2-dot ... ..	1	6K 534			
	C.138031-140204 C.140205 on	C66	Circlip for shaft ... ..	1	3H 3037			
			Distance piece circlip to ball race ... ..	1	IB 3641			
		C67	Distance piece circlip to ball race ... ..	1	IB 3654			
			Shim for distance piece ... .. as req.		IB 3655			
		C68	Circlip for adaptor plate ... ..	1	3H 3036			
		B52	1st speed wheel ... ..	1	IB 3576			
		B53	2nd speed synchronizer ... ..	1	IB 3477			
		B54	Balls, $\frac{1}{4}$ " diameter ... ..	6	2K 4712			
		B55	Springs ... ..	6	2K 8985			
		B56	2nd speed mainshaft gear with cone and adaptor ... ..	1	IB 3550			
	To Gearbox 5145  Gearbox 5146 on		*Cone ... ..	1	IA 3698			
			Coupling adaptor ... ..	1	IB 3586			
		B57	Bush for 2nd speed mainshaft gear ... ..	1	IB 3489	23 24	Gearbox Gearbox	19 33
		B58	Bush for 3rd speed mainshaft gear (use IIG 3029) ... ..	1	IB 3490			
			Bush for 3rd speed mainshaft gear ... ..	1	IIG 3029			
		B59	Interlocking ring for bushes ... ..	1	IB 3491			
		B60	3rd speed mainshaft gear with cone and adaptor (can be replaced by 58G 341) ... ..	1	IB 3625	24	Gearbox	32
			3rd speed mainshaft gear with cone and adaptor ... ..	1	IB 3697			
			*Cone ... ..	1	IA 3698			
			Coupling adaptor ... ..	1	IB 3587			
	To Gearbox 5145	B61	3rd and 4th speed coupling sleeve ... ..	1	IG 3194			
		B62	Synchronizer ... ..	1	IA 3169			
		B63	Balls, $\frac{1}{4}$ " diameter ... ..	3	2K 4712			
		B64	Springs ... ..	3	2K 8905			
		B65	Layshaft (use IB 3702) ... ..	1	IB 3329	24	Stores Data	39
			Layshaft ... ..	1	IB 3702			
		B66	Laygear with bushes (can be replaced by 58G 341) ... ..	1	IB 3481	24	Gearbox	32

\* Cones are finished machined after being shrunk on gears. They can be supplied loose where facilities exist for the shrinking on and final machining.

Type	Range	Plate	Description	Number per Vehicle	Austin Part Number	Austin Service Journal Reference		
						Vol.	Section	Page
BN.1	Gearbox 5146 on	B67 B68	Laygear with bushes ... ..	1	IB 3693			
			Bush, front ... ..	1	IF 3372			
			Bush, rear ... ..	1	IG 3292			
			Thrust washer, front ... ..	1	IB 3380			
			Thrust washer, rear, } 156"/157" thick ...	1	IA 3669			
			Thrust washer, rear, } 158 1/2"/159 1/2" thick...	1	IG 3325			
			Thrust washer, rear, } 160 1/2"/161 1/2" thick...	1	IG 3326			
			Thrust washer, rear, } 163"/164" thick ...	1	IG 3334			
			Alternatives					
		B69	Reverse shaft ... ..	1	IG 3214			
		B70	Screw ... ..	1	IB 3364			
			Lockwasher ... ..	1	IB 3363			
		B71	Reverse wheel with bush ... ..	1	IB 3577			
			Bush ... ..	1	IG 3183			
			Conversion set of parts to replace 1st motion shaft with cone and adaptor IB 3549, 3rd speed main- shaft gear with cone and adaptor IB 3625, laygear with bushes IB 3481	1 set	58G 341	24	Gearbox	32
BN.2	C.E.228047-228486 and *		<b>GEARBOX—4 SPEED</b>					
			Gearbox assembly with clutch hous- ing and overdrive assembly, R.H. Steering ... ..	1	IB 3729			
			Gearbox assembly with clutch hous- ing and overdrive assembly, L.H. Steering ... ..	1	IB 3730			
		BA1	Gearbox casing with dowels for side covers, and drain plug ... ..	1	AEC 3000			
		BA2	Drain plug ... ..	1	6K 499			
		BA3	Joint washer, gearbox to clutch housing	1	AEC 3195			
			Setscrews, gearbox to clutch housing ...	8	HZS0510			
			Spring washers ... ..	8	LWZ 105			
		BA4	Oil level dipstick ... ..	1	AEC 3109			
		BA5	Washer, large ... ..	1	2K 9799			
		BA6	Washer, small ... ..	1	6K 9829			
		BA7	Washer, felt ... ..	1	IG 3804			
		BA8	Split pin ... ..	1	CPS 0205			
		BA9	Side cover ... ..	1	IB 3705			
		BA10	Joint washer ... ..	1	AEC 3176			
		BA11	Dowels for side cover ... ..	2	IK 1754			
		BA12	Bolts to gearbox, short ... ..	12	HBN0512			
		BA13	Bolt to gearbox, long ... ..	1	HBN0522			
		BA14	Spring washers ... ..	13	LWZ 205			
		BA15	Change speed lever, R.H. and L.H. Steering ... ..	1	IB 3712			
			Change speed lever, } R.H. Steering ...	1	IB 3747			
			Change speed lever, } R.H. Steering ...	1	IB 3738			
			Change speed lever, } L.H. Steering ...	1	IB 3746			
			Change speed lever, } L.H. Steering ...	1	IB 3748			
		BA16	Gaiter for change speed lever ... ..	1	2F 3087			
		BA17	Bush for change speed lever ... ..	1	IB 3711			
		BA18	Packing pad ... ..	1	2F 3152			
		BA19	Circlip ... ..	1	IG 3709			
		BA20	Locating screw ... ..	1	2F 3166			
		BA21	Tab washer ... ..	1	2F 3040			
	C.E.228487 on							

\* C.E.227505, 227511, 227514, 227536, 227542, 228008, 228026.





Type	Range	Plate	Description	Number per Vehicle	Austin Part Number	Austin Service Journal Reference		
						Vol.	Section	Page
BN.1	Gearbox 5146 on		Laygear with bushes ... ..	1	IB 3693			
			Bush, front ... ..	1	IF 3372			
			Bush, rear ... ..	1	IG 3292			
		B67	Thrust washer, front ... ..	1	IB 3380			
		B68	Thrust washer, rear, .156"/.157" thick ...	1	IA 3669			
			Thrust washer, rear, .158 1/2"/.159 1/2" thick...	1	IG 3325			
			Thrust washer, rear, .160 1/2"/.161 1/2" thick...	1	IG 3326			
			Thrust washer, rear, .163"/.164" thick ...	1	IG 3334			
			Alternatives					
		B69	Reverse shaft ... ..	1	IG 3214			
		B70	Screw ... ..	1	IB 3364			
			Lockwasher ... ..	1	IB 3363			
		B71	Reverse wheel with bush ... ..	1	IB 3577			
			Bush ... ..	1	IG 3183			
			Conversion set of parts to replace 1st motion shaft with cone and adaptor IB 3549, 3rd speed main-shaft gear with cone and adaptor IB 3625, laygear with bushes IB 3481	1 set	58G 341	24	Gearbox	32
BN.2	C.E.228047-228486 and *  C.E.228487 on		<b>GEARBOX—4 SPEED</b>					
			Gearbox assembly with clutch housing and overdrive assembly, R.H. Steering ... ..	1	IB 3729			
			Gearbox assembly with clutch housing and overdrive assembly, L.H. Steering ... ..	1	IB 3730			
		BA1	Gearbox casing with dowels for side covers, and drain plug ... ..	1	AEC 3000			
		BA2	Drain plug ... ..	1	6K 499			
		BA3	Joint washer, gearbox to clutch housing	1	AEC 3195			
			Setscrews, gearbox to clutch housing ...	8	HZS0510			
			Spring washers ... ..	8	LWZ 105			
		BA4	Oil level dipstick ... ..	1	AEC 3109			
		BA5	Washer, large ... ..	1	2K 9799			
		BA6	Washer, small ... ..	1	6K 9829			
		BA7	Washer, felt ... ..	1	IG 3804			
		BA8	Split pin ... ..	1	CPS 0205			
		BA9	Side cover ... ..	1	IB 3705			
		BA10	Joint washer ... ..	1	AEC 3176			
		BA11	Dowels for side cover ... ..	2	1K 1754			
		BA12	Bolts to gearbox, short ... ..	12	HBN0512			
		BA13	Bolt to gearbox, long ... ..	1	HBN0522			
		BA14	Spring washers ... ..	13	LWZ 205			
		BA15	Change speed lever, R.H. and L.H. Steering ... ..	1	IB 3712			
			Change speed lever, R.H. Steering ...	1	IB 3747			
			Change speed lever, R.H. Steering ...	1	IB 3738			
			Change speed lever, L.H. Steering ...	1	IB 3746			
			Change speed lever, L.H. Steering ...	1	IB 3748			
		BA16	Gaiter for change speed lever ... ..	1	2F 3087			
		BA17	Bush for change speed lever ... ..	1	IB 3711			
		BA18	Packing pad ... ..	1	2F 3152			
		BA19	Circlip ... ..	1	IG 3709			
		BA20	Locating screw ... ..	1	2F 3166			
		BA21	Tab washer ... ..	1	2F 3040			

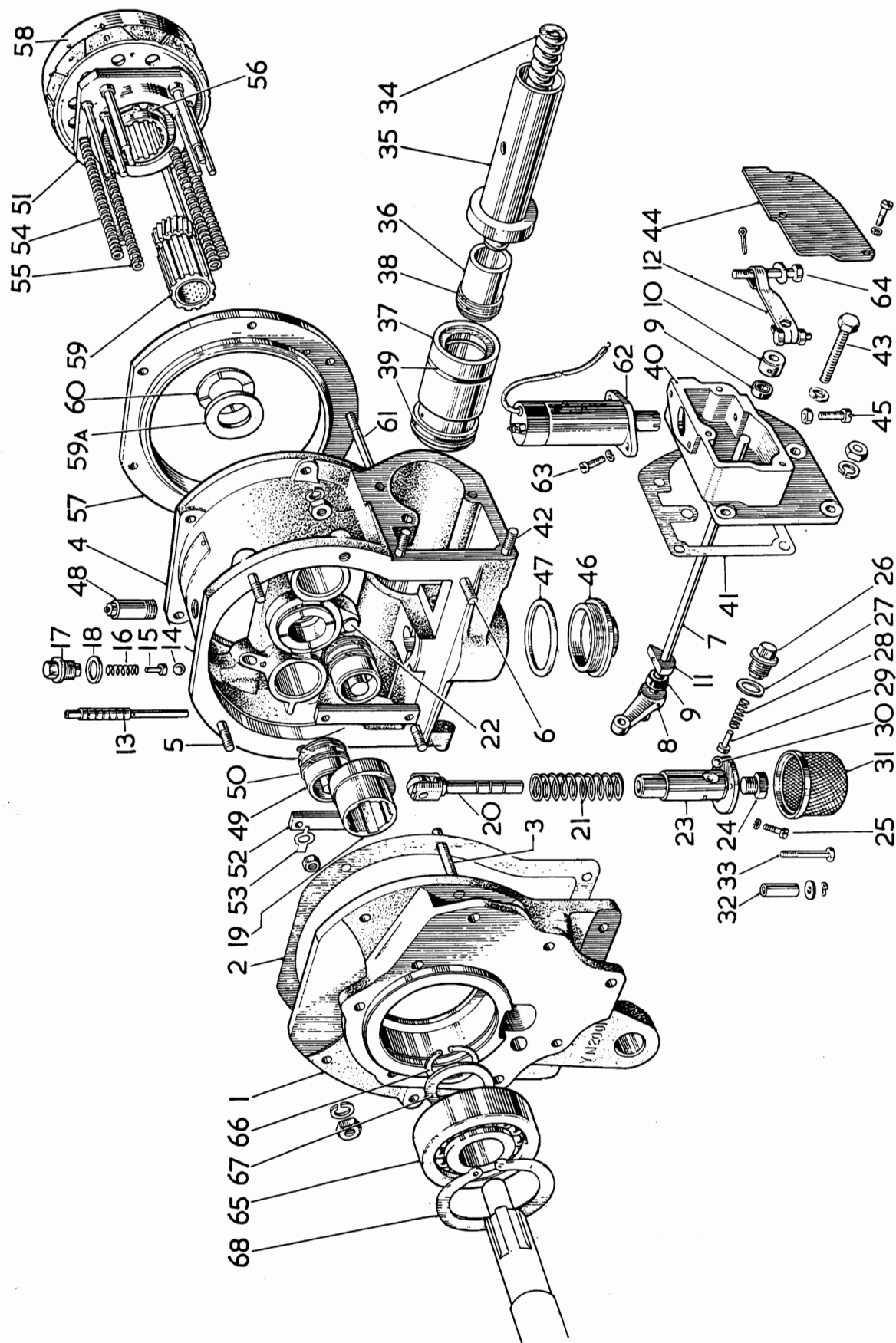
\* C.E.227505, 227511, 227514, 227536, 227542, 228008, 228026.

Type	Range	Place	Description	Number per Vehicle	Austin Part Number	Austin Service Journal Reference		
						Vol.	Section	Page
BN.2		BA22	Knob for change speed lever ...	1	IB 3736	25	Gearbox	37
		BA23	Locknut for knob ...	1	54K 1723			
		BA24	Change speed cover ...	1	2F 3154			
		BA25	Seat for change speed lever ...	1	2F 3151			
		BA26	Sealing washer ...	1	IB 3632			
		BA27	Studs ...	3	52K 462			
		BA28	Distance pieces ...	3	IB 3634			
		BA29	Nuts for studs ...	3	FNZ 104			
		BA30	Spring washers ...	3	LWZ 104			
		BA31	Control shaft ...	1	IB 3713			
			Caps for control shaft boss ...	2	IK 115			
			Washers for caps (use 6K 432) ...	2	2K 4971			
			Washers for caps ...	2	6K 432			
		BA32	Locking screw ...	1	IG 3581			
		BA33	Lockwasher ...	1	IB 3363			
		BA34	Control lever ...	1	IB 3706			
		BA35	1st and 2nd speed fork rod with interlock pin ...	1	AEC 3004			
		BA36	3rd and 4th speed fork rod ...	1	AEC 3125			
		BA37	Reverse fork rod ...	1	AEC 3127			
		BA38	Balls ...	3	2K 4825			
		BA39	Springs (use AEC 3189) ...	3	AEC 3220			
			Springs ...	3	AEC 3189			
		BA40	1st and 2nd speed fork ...	1	IB 3708			
		BA41	3rd and 4th speed fork ...	1	IB 3707			
		BA42	Reverse fork ...	1	IB 3709			
		BA43	Screws for forks ...	3	AEB 3130			
		BA44	Interlock balls ...	2	2K 4825			
		BA45	Plug ...	1	IG 3710			
		BA46	Reverse selector plunger ...	1	IB 3710			
		BA47	Spring for plunger ...	1	2F 3198			
		BA48	Split pin ...	1	CPS 0306			
		BA49	Detent plunger (use IB 3752) ...	1	2F 3197			
			Detent plunger ...	1	IB 3752			
		BA50	Spring for plunger ...	1	2K 4909			
		BA51	1st motion shaft ...	1	IB 3718			
		BA52	Nut for shaft ...	1	AEB 3124			
		BA53	Lockwasher ...	1	AEC 3185			
		BA54	Ball journal bearing for 1st motion shaft ...	1	6K 777			
		BA55	Spring ring ...	1	6K 780			
		BA56	Plate ...	1	AEC 3184			
		BA57	Spring plate ...	1	AEC 3183			
		BA58	Needle rollers in 1st motion shaft ...	16	AEC 3186			
		BA59	3rd motion shaft ...	1	IB 3720			
		BA60	Ball journal bearing for 3rd motion shaft, rear ...	1	6K 681			
			Circlip ...	1	3H 3037			
		BA61	Housing for rear bearing ...	1	AEC 3111			
		BA62	Locating peg ...	1	IG 3530			
		BA63	Distance collar ...	1	AEB 3115			
		BA64	Plate ...	1	AEB 3105			
		BA65	Spring plate ...	1	AEC 3178			
		BA66	Circlip ...	1	IK 3055			
			Shims for bearing ...	as req.	IB 3668			
			Shims for bearing ...	as req.	IB 3669			
		CB11	Distance piece ...	1	IB 3721			
			Shims for distance piece ...	as req.	IB 3655			

Type	Range	Plate	Description	Number per Vehicle	Austin Part Number	Austin Service Journal Reference		
						Vol.	Section	Page
BN.2		BA67	1st speed wheel ... ..	1	AEB 3218			
		BA68	2nd speed synchroniser ... ..	1	AEC 3212			
		BA69	Balls ... ..	3	2K 4825			
		BA70	Springs ... ..	3	AEC 3208			
		BA71	2nd speed mainshaft gear ... ..	1	AEC 3210			
		BA72	Baulk ring for 2nd speed mainshaft gear	1	AEC 3211			
		BA73	Rollers ... ..	33	AEC 3180			
		BA74	Washer ... ..	1	AEB 3111			
		BA75	Lockplates ... ..	2	AEB 3112			
		BA76	Plunger ... ..	1	AEC 3181			
		BA77	Spring ... ..	1	AEC 3182			
		BA78	3rd speed mainshaft gear ... ..	1	AEC 3170			
		BA79	Baulk rings for 3rd and 4th speed gear	1	AEB 3214			
		BA80	Rollers ... ..	32	AEC 3180			
		BA81	Lockplate ... ..	1	AEC 3193			
		BA82	Plunger ... ..	1	AEC 3181			
		BA83	Spring ... ..	1	AEC 3182			
		BA84	3rd and 4th speed sliding coupling ...	1	AEB 3106			
		BA85	3rd and 4th speed synchroniser ...	1	AEB 3107			
		BA86	Balls ... ..	3	2K 4825			
		BA87	Springs ... ..	3	AEC 3208			
		BA88	Layshaft ... ..	1	AEB 3203			
		BA89	Laygear ... ..	1	IB 3728			
		BA90	Rollers ... ..	46	AEB 3212			
		BA91	Washers ... ..	2	AEB 3204			
		BA92	Distance piece ... ..	1	AEC 3113			
		BA93	Thrust washer, front ... ..	1	AEB 3209			
		BA94	Thrust washer, rear ... ..	1	AEB 3206			
		BA95	Thrust plate, front ... ..	1	AEC 3115			
		BA96	Thrust plate, rear ... ..	1	AEC 3116			
		BA97	Reverse shaft ... ..	1	AEC 3120			
		BA98	Locking screw ... ..	1	AEC 3121			
		BA99	Spring washer ... ..	1	LWN 105			
		BA100	Reverse wheel with bush ... ..	1	AEC 3003			
		BA101	Bush ... ..	1	AEC 3119			
			Plug for reverse switch hole... ..	1	AEC 385			

# OVERDRIVE—PLATE C

STR 1209



AUSTIN-HEALEY 100

EDITION 2

Publication 1050

Type	Range	Plate	Description	Number per Vehicle	Austin Part Number	Austin Service Journal Reference		
						Vol.	Section	Page
			<b>OVERDRIVE</b>					
BN.1	C.138031-140204		*Overdrive unit with gearbox adaptor plate (32.4% ratio) ... ..	1	IB 3638			
			Setscrews, overdrive to gearbox ...	5	2K 5265			
	O/D WN 1260/1- O/D WN 1260/763		Overdrive unit with gearbox adaptor plate (32.4% ratio) (use IB 3691) ...	1	IB 3651			
			Setscrews, overdrive to gearbox ...	5	2C 1055			
	O/D 28/1292/1 on		Overdrive unit with gear box adaptor plate (28.6% ratio) ... ..	1	IB 3691			
			Overdrive unit with gearbox adaptor plate (22% ratio) (special fitting) ...	1	7H 1735			
	C.138031-C.E.228046 except **		Lockwashers for setscrews ... ..	5	2K 5813			
			Studs in gearbox ... ..	3	2K 5754			
			Nuts for studs ... ..	3	2K 3976			
			Spring washers ... ..	3	2K 5319			
			Joint washer, overdrive to gearbox ...	1	IB 3642			
			Overdrive unit with gearbox adaptor plate (28% ratio) ... ..	1	IB 3727			
BN.2	O/D 28/1308/1 on	BA102	Studs in gearbox ... ..	8	5IK 505			
		BA103	Nuts for studs ... ..	8	FNN 505			
		BA104	Spring washers ... ..	8	LWN 105			
		BA105	Joint washer, overdrive to gearbox ...	1	AEC 3142			
BN.1	C.138031-140204		Adaptor plate, overdrive unit to gearbox ... ..	1	7H 5823			
	C.140205-C.E.228046 except **	CI	Adaptor plate, overdrive unit to gearbox ... ..	1	7H 5824			
BN.2	C.E.228047 on and **	CB1	Adaptor plate, overdrive unit to gearbox ... ..	1	IB 3722			
BN.1	To O/D 28/1292/3772 O/D 28/1292/3773 on	C2	Joint washer to overdrive body ...	1	7H 5825			
		C3	Studs (2 $\frac{3}{8}$ " long), in adaptor plate, to front casing ... ..	2	17H 5832			
Studs (2 $\frac{3}{8}$ " long), in adaptor plate, to overdrive body ... ..			2	7H 5829				
C3		Nuts for studs ... ..	2	FNN 105				
		Spring washers ... ..	2	LWN 205				
C4		Front casing assembly with studs, bush, valve operating shaft, operating valve, oil seal and guide peg for oil pump plunger ... ..	1	7H 5818				
		C5	Studs (1 $\frac{1}{4}$ " long) in case, for adaptor plate ... ..	3	7H 5830			
			Stud (1" long) in case, for adaptor plate	1	7H 5831			
		C6	Nuts for studs ... ..	4	FNN 205			
			Spring washers ... ..	4	LWN 205			
		C7	Welch plug for casing 1 $\frac{1}{4}$ " diameter ...	1	7H 5897			
			Valve operating shaft ... ..	1	7H 5821			
		C8	Setting lever for shaft ... ..	1	7H 5822			
			Taper pin, lever to shaft ... ..	1	TPS 0405			
		C9	Oil seals for shaft, 'U' type (use 17H 5815) ... ..	2	7H 5826			
CB2		Oil seals for shaft, 'O' ring ... ..	2	17H 5815				
		Collar for shaft ... ..	1	7H 5819	24	Gearbox	39	
		Collar for shaft ... ..	1	17H 5809				
		Cam lever ... ..	1	7H 5827				
		Taper pin, lever to shaft ... ..	1	2K 2222				
C12		Solenoid lever ... ..	1	7H 5828	24	Gearbox	39	
		Solenoid lever ... ..	1	17H 5808				
		Bolt, lever to shaft ... ..	1	HNS 0406				
		Nut for bolt ... ..	1	FNN 104				
		Spring washer ... ..	1	LWN 204				
BN.1	C.138031-C.E.228046 except **	C13	Operating valve (use 17H 5827) ...	1	7H 5835			
BN.2	C.E.228047 on and **		Operating valve ... ..	1	17H 5827			
			Steel ball $\frac{1}{16}$ " diameter, for valve ...	1	2K 4825			
			Plunger for ball valve ... ..	1	7H 5837			
			Spring for plunger ... ..	1	7H 5836			
			Screwed plug for valve ... ..	1	7H 5820			
			Copper washer for plug ... ..	1	7H 5898			

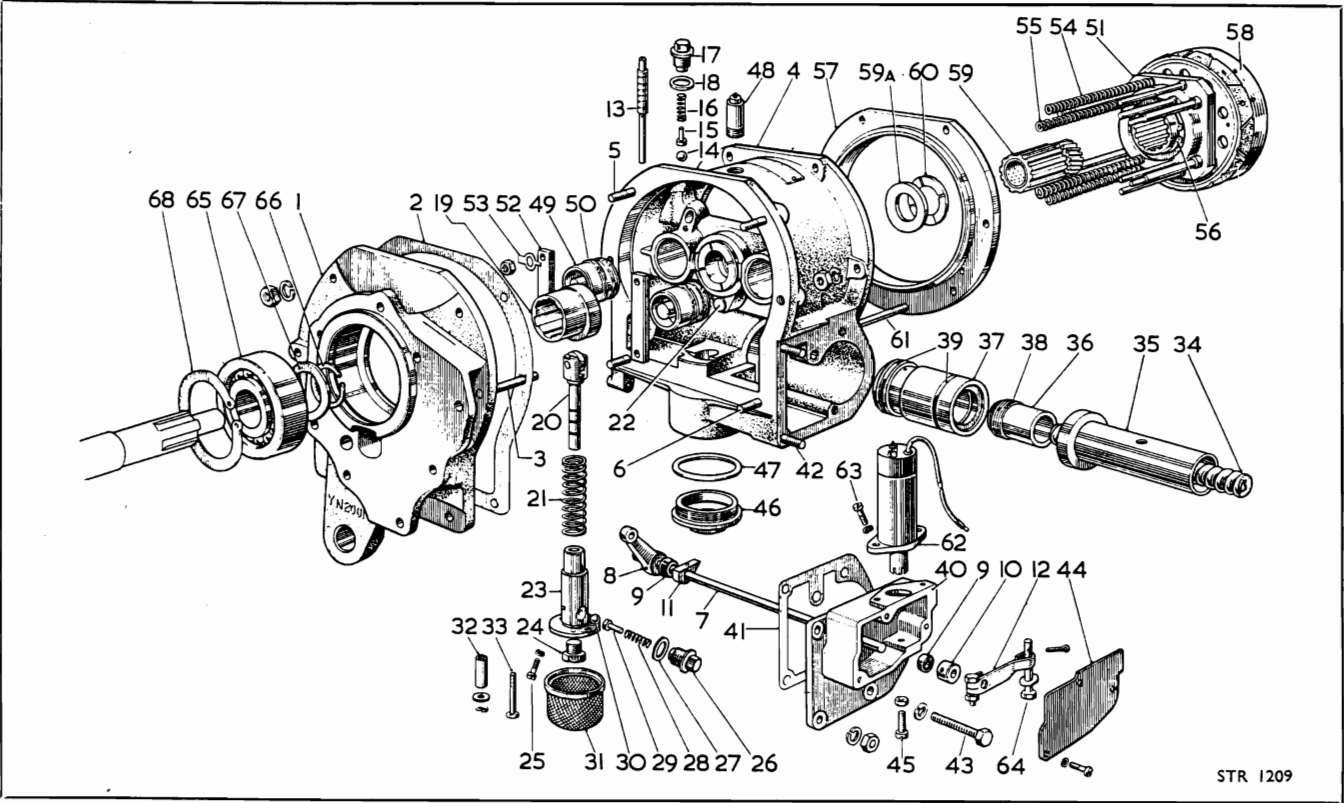
\* Use IB 3691 and replace adaptor plate with 7H 5823 from old unit.

\*\* C.E.227505, 227511, 227514, 227536, 227542, 228008, 228026.

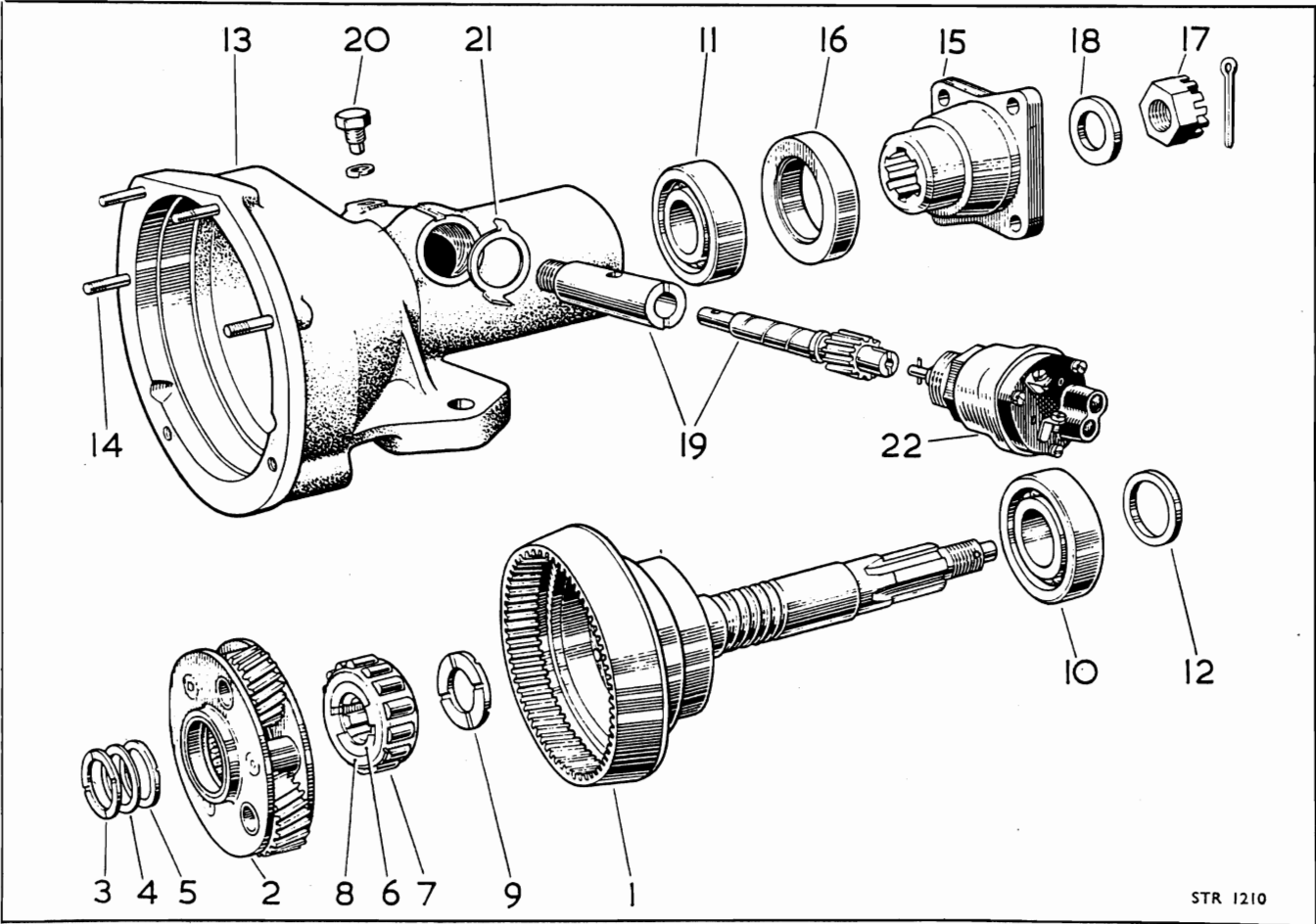
Type	Range	Place	Description	Number per Vehicle	Austin Part Number	Austin Service Journal Reference		
						Vol.	Section	Page
BN.1  BN.2	C.138031-C.E.228046 except*	C19	Oil pump operating cam ... ..	1	1B 3650			
		C20	Oil pump plunger assembly with roller ... ..	1	7H 5838			
		C21	Spring for pump plunger ... ..	1	7H 5839			
		C22	Guide peg, in casing for plunger ... ..	1	7H 5851			
		C23	Oil pump body ... ..	1	7H 5840			
		C24	Screwed plug for pump body ... ..	1	7H 5841			
		C25	Setscrews (No. 10 U.N.F.), pump to casing ... ..	2	53K 2636			
			Spring washers ... ..	2	LWN 203			
		C26	Plug for valve on oil pump ... ..	1	7H 5820			
		C27	Copper washer for plug ... ..	1	7H 5898			
		C28	Spring for plunger ... ..	1	7H 5836			
		C29	Plunger for ball ... ..	1	7H 5837			
		C30	Steel ball $\frac{1}{4}$ " diameter ... ..	1	2K 4712			
		C31	Oil strainer ... ..	1	7H 5842			
		C32	Distance tube for strainer ... ..	1	7H 5843			
		C33	Bolt for strainer ... ..	1	7H 5844			
			Plain washer for bolt ... ..	1	2K 1201			
			Spring washer ... ..	1	2K 1209			
		C34	Pressure accumulator spring (use 17H 5828) ... ..	1	7H 5847			
	C.E.228047 on and *	CB4	Pressure accumulator spring ... ..	1	17H 5828			
		C35	Tube for spring, with washer ... ..	1	7H 5845			
		C36 } C37 }	Accumulator piston with rings and housing ... ..	1	17H 5803			
		C38	Piston rings (3 in set) ... ..	2 sets	7H 5849			
		C39	Rubber 'O' rings for piston housing, $1\frac{1}{2}$ " diameter ... ..	2	7H 5846			
		C40	Solenoid bracket and side cover for casing ... ..	1	7H 5850	24	Gearbox	39
			Solenoid bracket (use 17H 5826) ... ..	1	17H 5812			
		CB5	Solenoid bracket and side cover for casing ... ..	1	17H 5826			
		C41	Joint washer to case ... ..	1	7H 5852			
		C42	Studs ( $1\frac{1}{8}$ " long), in case, for bracket ... ..	2	7H 5832			
			Nuts for studs ... ..	2	FNN 105			
			Spring washers ... ..	2	LWN 205			
		C43	Setscrews ( $1\frac{1}{8}$ " long), bracket to case ... ..	2	7H 5853			
			Plain washers ... ..	2	PWN 105			
			Spring washers ... ..	2	LWN 205			
		C44	Cover plate for bracket ... ..	1	7H 5854			
			Screws, cover plate to bracket ... ..	3	53K 2636	24	Gearbox	39
			Spring washers ... ..	3	2K 1209			
		CB6	Stone guard for solenoid ... ..	1	17H 5810			
		C45	Adjusting screw for solenoid lever ... ..	1	53K 2638			
			Locknut for screw ... ..	1	FNN 103	24	Gearbox	39
		CB7	Rubber stop for solenoid lever ... ..	1	17H 5811			
		C46	Oil drain plug ... ..	1	7H 5856			
		C47	Fibre washer ... ..	1	7H 5857			
		C48	Breather (use 17H 5825) ... ..	1	7H 5858			
			Breather ... ..	1	17H 5825			
			Split pin for breather ... ..	1	CPS 0205			
		C49	Operating pistons ... ..	2	7H 5859			
		C50	Piston rings (3 in set) ... ..	4 sets	7H 5860			
		C51 } CB13 }	Clutch thrust ring assembly with pins ... ..	1	7H 5861			
		C52	Bridge piece for ring ... ..	1	7H 5862			
			Nuts for pins ... ..	4	FNN 104			
		C53	Tab washers for nuts ... ..	4	7H 5863			
		C54	Clutch springs ( $4\frac{1}{4}$ " long), outer ... ..	1 set	17H 5804			
		C55	Clutch springs ( $4\frac{1}{4}$ " long), inner ... ..					

\* C.E.227505, 227511, 227514, 227536, 227542, 228008, 228026.

OVERDRIVE—PLATE C



OVERDRIVE—PLATE CA



This technical drawing is an exploded view of a mechanical assembly, possibly a pump or motor. The components are numbered as follows:

- 1**: Main housing or casing.
- 2**: A small pin or screw.
- 3**: A small pin or screw.
- 4**: A long shaft or rod.
- 5**: A small pin or screw.
- 6**: A small pin or screw.
- 7**: A small pin or screw.
- 8**: A small pin or screw.
- 9**: A small pin or screw.
- 10**: A small pin or screw.
- 11**: A small pin or screw.
- 12**: A small pin or screw.
- 13**: A small pin or screw.
- 14**: A small pin or screw.
- 15**: A small pin or screw.
- 16**: A small pin or screw.

The diagram shows the assembly of these parts into a functional unit. The main housing (1) is shown on the left, with various internal components like the shaft (4) and seals (2, 3, 5, 6, 7, 8, 9, 10, 11, 12, 13, 14, 15, 16) being inserted. The shaft (4) is shown with a coupling or pulley (12) at one end. The assembly is shown in a disassembled state to illustrate the relationship between the parts.

This technical drawing shows an exploded view of a mechanical assembly. The components are numbered 1 through 10. Part 1 is a large gear or pulley with a central hub. Part 2 is a shaft with a splined end that fits into the hub of part 1. Part 3 is a small ring or washer. Part 4 is a larger ring or washer. Part 5 is a complex housing or bracket with mounting points. Part 6 is a flange or end plate. Part 7 is a long shaft with a splined end. Part 8 is a pin or bush. Part 9 is a pin or bush. Part 10 is a pin or bush. The diagram illustrates the assembly sequence and the relative positions of the parts.



Type	Range	Place	Description	Number per Vehicle	Austin Part Number	Austin Service Journal Reference		
						Vol.	Section	Page
BN.1	To O/D WN/1260/763	CB14	Ball bearings for clutch thrust rings, 50 x 90 x 11 mm. ... ..	1	7H 5866	25	Gearbox	35
		CB15	Circlip, 1 $\frac{1}{8}$ ", external ... ..	1	7H 5867			
		CB16	Circlip, 90 mm., internal ... ..	1	7H 5868			
		C56		1	7H 5869			
		C57	Clutch brake ring (use 17H 5824) ...	1	7H 5869			
			Clutch brake ring ... ..	1	17H 5824			
		C58	Clutch sliding member with linings	1	7H 5870			
		CB12		1	7H 5870			
		CA1	Annulus assembly with sun wheel, planet carrier and wheels, 32% ratio (use 17H 5802) ... ..	1 set	17H 5801			
		CA2		1 set	17H 5802			
		C59		1 set	17H 5805			
BN.2	O/D 28/1292/1 on	CB8	Annulus assembly with sun wheel, planet carrier and wheels, 28% ratio	1 set	17H 5802			
		CC1	Annulus assembly with sun wheel, planet carrier and wheels, 22% ratio (Special fitting) ... ..	1 set	17H 5805			
		CC2		1 set	17H 5829			
		CC3		1 set	17H 5829			
		CC4	Annulus assembly with sun wheel, planet carrier and wheels, 28% ratio	1 set	17H 5829			
		C59A	Adjustment washers, steel, for front of sun wheel:—	as req.	7H5872A			
			·113"/·114" thick ... ..		7H5872B			
			·107"/·108" thick ... ..		7H5872C			
			·101"/·102" thick ... ..		7H5872D			
			·095"/·096" thick ... ..		7H5872E			
			·089"/·090" thick ... ..		7H5872F			
			·083"/·084" thick ... ..		7H5872G			
			·077"/·078" thick ... ..		7H5872G			
		C60	Thrust washer, phospher bronze, to bear against front of sun wheel ...	1	7H 5873			
		CA3	Thrust washer (chamfered edge), phos- phor bronze, for planet carrier, front ... ..	1	7H 5875			
BN.2	To O/D 28/1292/1-9492	CA4	Thrust washer, steel, middle ... ..	1	7H 5876			
		CA5	Thrust washer, phosphor bronze, rear	1	7H 5877			
		CC3	Thrust washer, phosphor bronze ...	1	7H 5877			
		CA6	Roller clutch, inner member ...	1	7H 5879			
		CA7	Steel rollers, $\frac{3}{8}$ " x $\frac{1}{2}$ " for clutch (use 17H 5823) ... ..	12	7H 5880			
			Steel rollers, $\frac{3}{8}$ " x $\frac{1}{2}$ " for clutch ...	1 set	17H 5823			
		CA8	Cage for rollers ... ..	1	7H 5881			
			Spring for clutch ... ..	1	7H 5882			
		CC4	Thrust washer, phosphor bronze, (be- tween clutch and annulus) ... ..	1	7H 5883			
		CA9	Ball bearing, front, for annulus, 1 $\frac{1}{4}$ " x 2 $\frac{3}{4}$ " x $\frac{11}{16}$ " ... ..	1	2K 5507			
		CA10		1	7H 5884			
		CA11	Ball bearing, rear, for annulus 30 x 62 x 16 mm. ... ..	1	7H 5884			
BN.1	C.138013-C.E.228046 except *	CA12	Adjustment washers, steel, for end float of annulus:—	as req.	7H5885E			
			·146" thick ... ..		7H5885F			
			·151" thick ... ..		7H5885H			
			·156" thick ... ..		7H5885G			
			·161" thick ... ..		7H5885J			
			·166" thick ... ..		7H5885J			
		CA13	Rear casing with studs ... ..	1	7H 5886			
		CC5	Rear casing with studs ... ..	1	17H 5822			
		CA14	Studs (1 $\frac{1}{8}$ " long), in casing, for over- drive body ... ..	4	7H 5834			
		C61	Studs (2 $\frac{1}{16}$ " long), in front casing, for rear casing ... ..	2	7H 5833			
BN.2	C.E.228047 on and *		Nuts for studs ... ..	6	FNN 104			
			Spring washers ... ..	6	LWN 204			
		CA15	Coupling flange ... ..	1	7H 5887			
			Coupling flange ... ..	1	17H 5807			
BN.1	C.138031-155283 C.155284-C.E.228046 except *	CA15	Coupling flange ... ..	1	7H 5887	24	Transmission	4
			Coupling flange ... ..	1	17H 5807			

\* C.E.227505, 227511, 227514, 227536, 227542, 228008, 228026.

Type	Range	Plate	Description	Number per Vehicle	Austin Part Number	Austin Service Journal Reference		
						Vol.	Section	Page
BN.2	C.E.228047 on and *	CC6	Coupling flange ... ..	1	17H 5821			
		CA16	Oil seal for coupling flange ... ..	1	7H 5888			
		CA17	Slotted nut for flange ... ..	1	7H 5889			
		CA18	Plain washer for nut ... ..	1	PWN 112			
			Split pin $\frac{1}{8}$ " x $1\frac{1}{2}$ " ... ..	1	CPS 0412			
BN.1	C.138031-C.E.228046 except *	CA19	Speedometer pinion assembly ...	1	17H 5800			
			Speedometer pinion with sleeve ...	1	17H 5814			
			Bearing (use 17H 5817)... ..	1	7H 5891			
			Screwed end for bearing (use 17H 5817) ... ..	1	7H 5892			
			Bearing assembly ... ..	1	17H 5817			
BN.2	C.E.228047 on and *		Speedometer pinion assembly ...	1	17H 5820			
		CC7	Speedometer pinion ... ..	1	17H 5816			
		CC8	Bearing assembly ... ..	1	17H 5819			
		CC9	'O' ring for bearing ... ..	1	17H 5818			
		CA20	Locking screw ... ..	1	7H 5894			
			Spring washer for screw ... ..	1	LWN 205			
			Oil seal for pinion ... ..	1	7H 5893			
		CC10	Speedometer drive adaptor (angled)	1	1B 3644			
* C.E.227505, 227511, 227514, 227536, 227542, 228008, 228026.								

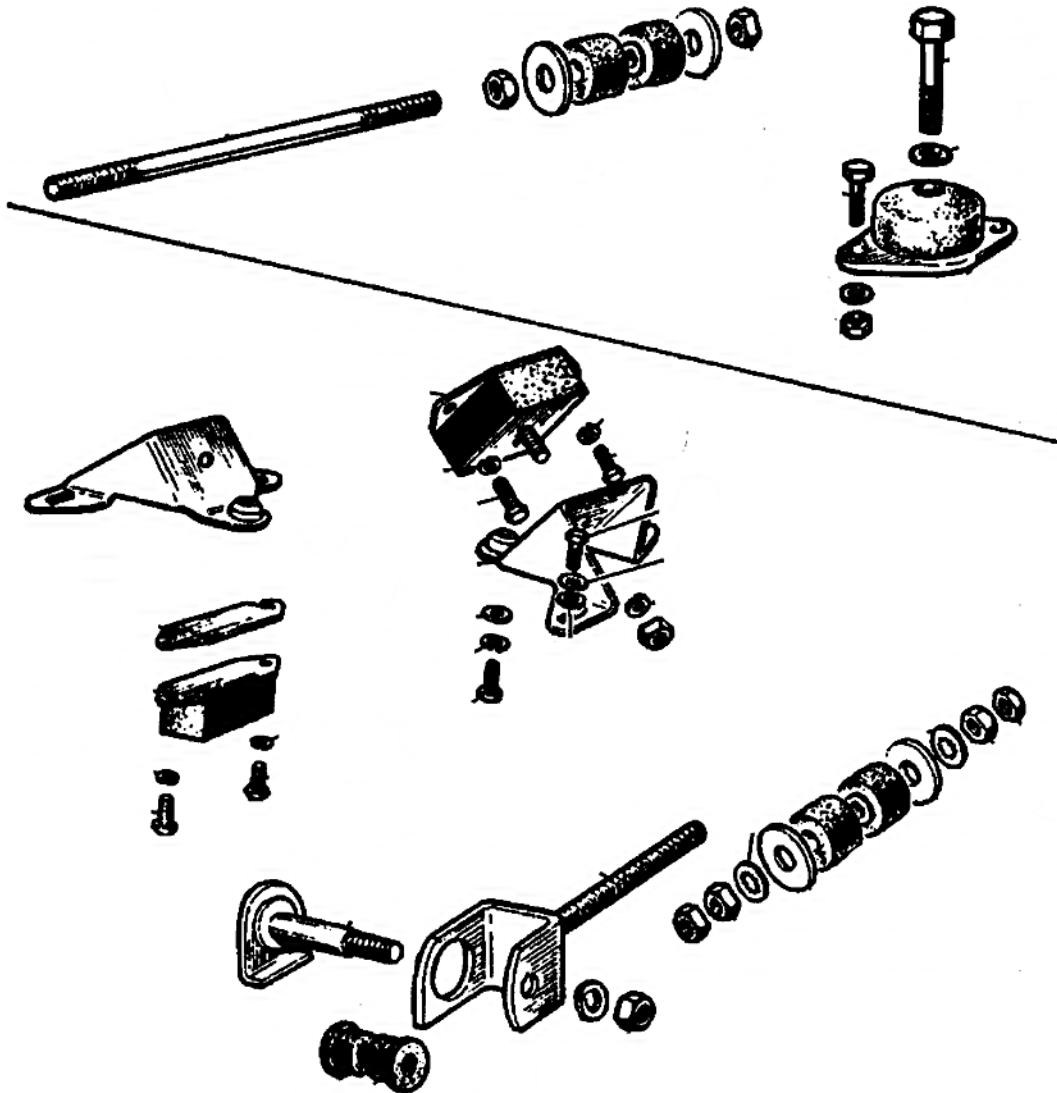
# GEARBOX MOUNTS & TIE ROD

There was no plate in the original Parts List.

This diagram is from the Moss Catalogue

—PLATE 1

## BN 1



## BN 2

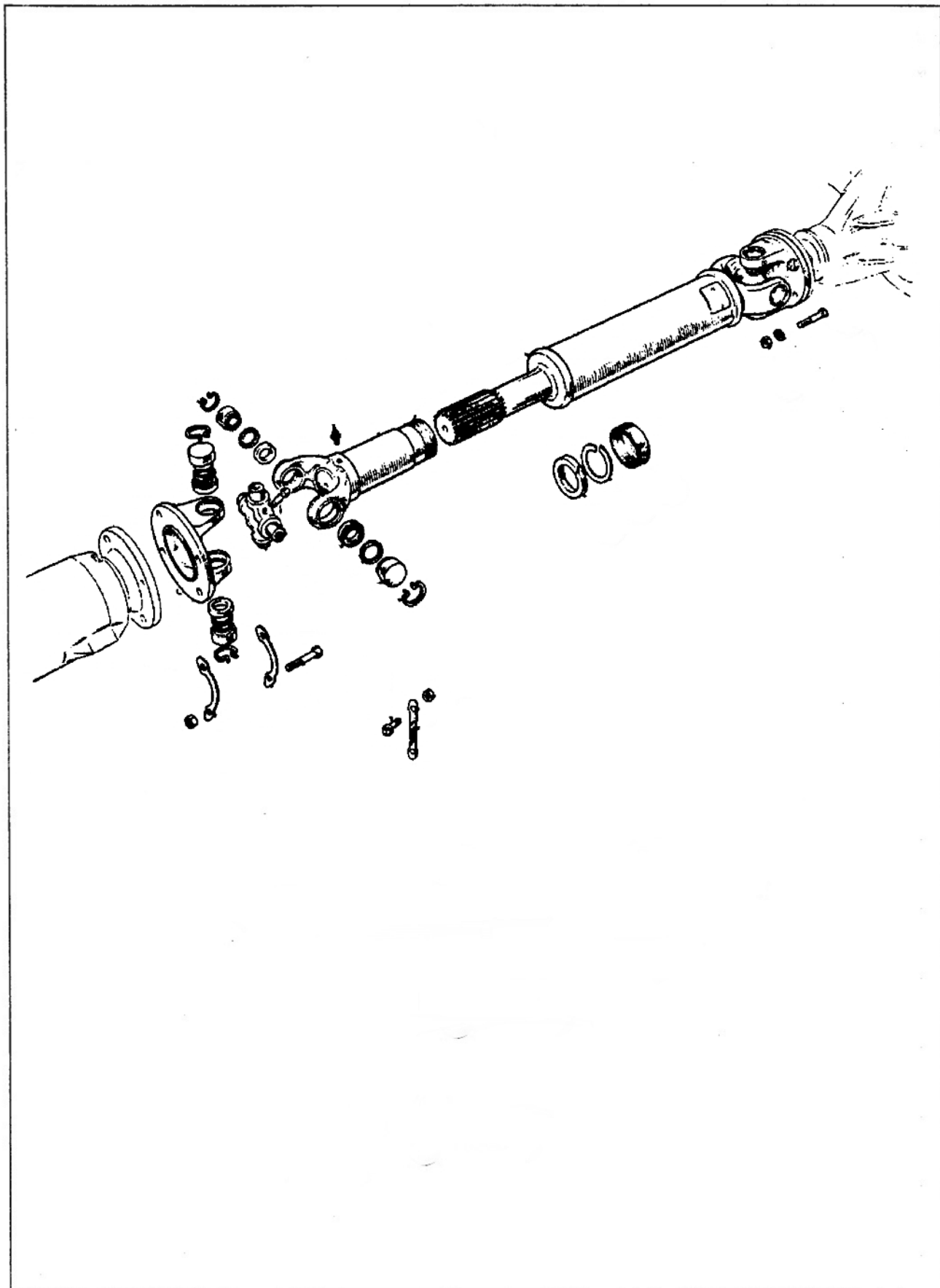
Type	Range	Plate	Description	Number per Vehicle	Austin Part Number	Austin Service Journal Reference		
						Vol.	Section	Page
BN.1	C.138031-C.E.221011		GEARBOX MOUNTINGS			25	Gearbox	1
			Rubber mountings ... ..	2	3H 3077			
			Setscrews, overdrive to mounting (B.S.F.) ... ..	2	6K 9216			
			Spring washers ... ..	2	2K 5897			
			Packing pieces ... ..	2	1B 2682			
			Bolts, rubber mountings to frame ...	4	HZS0507			
			Nuts ... ..	4	LNZ 305			
			Washers ... ..	4	PWZ 105			
			Rubber mountings ... ..	2	1B 2983			
			Setscrews, gearbox to mounting (U.N.F.) ... ..	2	HBZ0813			
			Spring washers ... ..	2	LWZ 208			
BN.2	C.E.221011-228046 except *		Bolts, rubber mountings to frame ...	4	HZS0507			
			Nuts ... ..	4	LNZ 305			
			Washers ... ..	4	PWZ 105			
			Engine tie rod ... ..	1	1B 2681			
			Rubber bushes for tie rod ... ..	4	1B 8832			
			Nuts for rod ... ..	4	52K 1673			
			Washers ... ..	4	1B 8811			
			Mounting bracket, right hand ...	1	11B 5113			
			Mounting bracket, left hand ...	1	11B 5115			
			Setscrews, brackets to frame ...	6	HZS0506			
			Washers ... ..	6	PWZ 105			
Spring washers ... ..	6	LWZ 205						
BN.2	C.E.228047 on and *		Bushes, rubber, gearbox rear cover...	2	1B 8347			
			Rubber mountings ... ..	2	11B 5074			
			Nuts for mounting bolts ... ..	2	FNZ 105			
			Bolts, rubber mountings to frame ...	4	HZS0506			
			Spring washers ... ..	6	LWZ 205			
			Rebound rubber ... ..	1	1A 9209			
			Shims ... ..	as req.	1A 9211			
			Setscrews to gearbox rear cover ...	2	HZS0405			
			Spring washers ... ..	2	LWZ 104			
			Engine tie rod ... ..	1	1G 9382			
			Rubber bushes for tie rod ... ..	2	1B 8832			
Nuts for tie rod ... ..	4	FNZ 206						
Washers ... ..	2	1B 8811						
Shakeproof washers ... ..	2	2K 7131						
BN.2	C.E.228047 on and *		Hinge pin ... ..	1	1G 9384			
			Nut for pin ... ..	1	FNZ 106			
			Spring washer ... ..	1	LWN 106			
* C.E.227505, 227511, 227514, 337536, 227542, 228008, 228026.								

# PROPELLOR, TAIL OR DRIVE SHAFT

There was no plate in the original Parts List.

This diagram is from the Moss Catalogue

PLATE 1



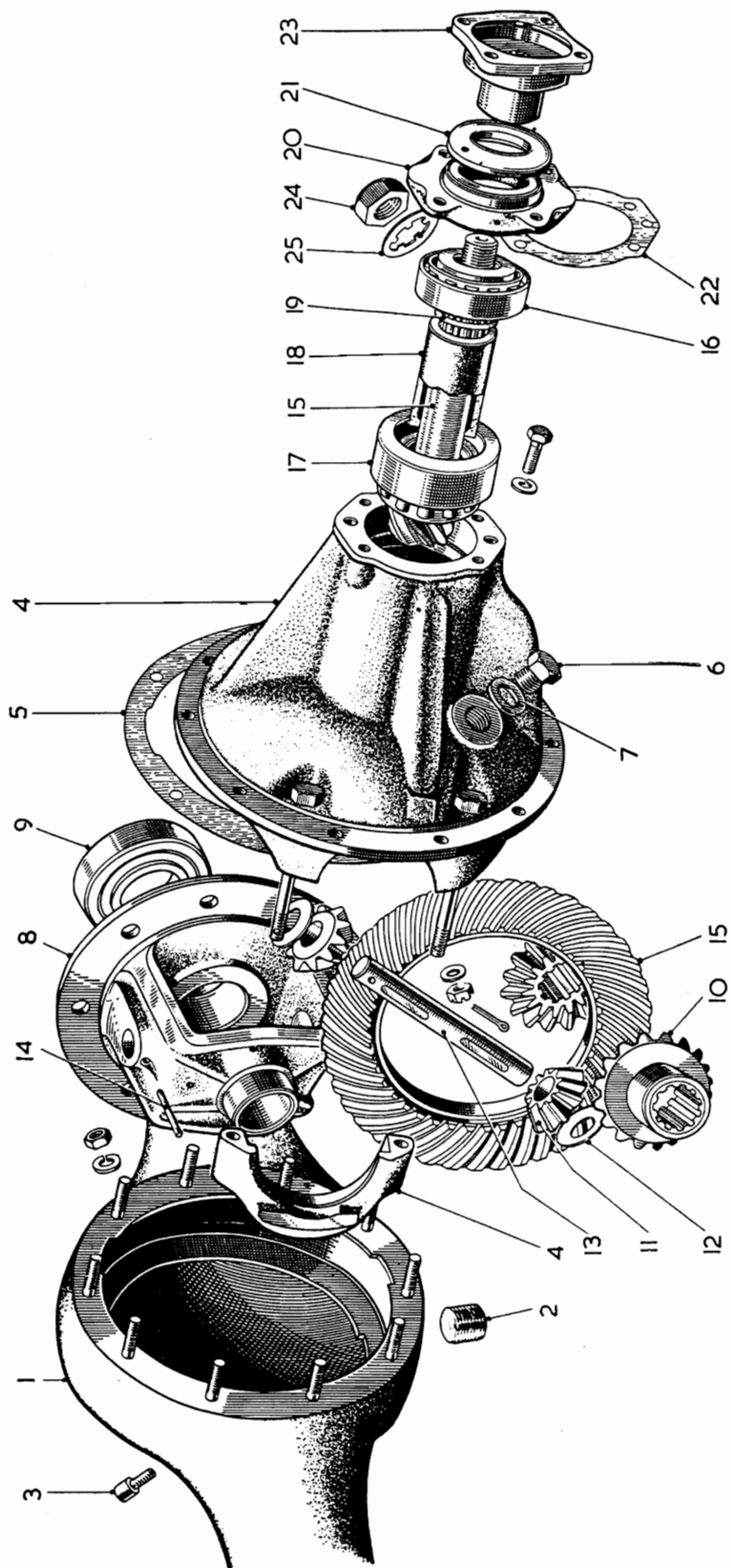
# PROPELLER SHAFT

Type	Range	Plate	Description	Number per Vehicle	Austin Part Number	Austin Service Journal Reference		
						Vol.	Section	Page
	To C. 140204		<b>*Propeller shaft assembly</b> (21½ in. long)	1	<b>IB 7345</b>			
	C. 140205—C.E. 221535		<b>*Propeller shaft assembly</b> (20¾ in. long)	1	<b>IB 7379</b>	25	Axle, rear	1
	C.E. 221536 on		<b>*Propeller shaft assembly</b> (20 in. long)	1	<b>IB 7461</b>			
	C. 138031—C.E. 221535		Bolts for flange to bevel pinion flange ...	4	<b>2K 7491</b>			
			Nuts for bolts, B.S.F. ...	4	<b>2K 3977</b>			
			Lockwashers ...	2	<b>2K 5914</b>			
	C.E. 221536 on		Bolts for flange to bevel pinion flange ...	4	<b>53K 1048</b>			
			Nuts, nyloc, for bolts U.N.F. ...	4	<b>LNZ 206</b>			
			Spring washers ...	4	<b>LWZ 106</b>			
	C. 138031—C. 155282		Bolts for flange to overdrive flange, B.S.F. ...	4	<b>2K 8688</b>	24	Transmission	4
	C. 155283—C.E. 221535		Lockwashers for bolts ...	4	<b>IB 7386</b>			
	C. 155282 on		Bolts for flange to overdrive flange, B.S.F. ...	4	<b>2K 7491</b>			
	C. 138031—C.E. 221535		Lockwashers for bolts ...	2	<b>2K 5914</b>			
			Nuts for bolts, B.S.F. ...	4	<b>2K 3977</b>			
	C.E. 221536 on		Bolts for flange to overdrive flange, U.N.F. ...	4	<b>IB 7474</b>			
			Nuts for bolts ...	4	<b>FNZ 106</b>			
			<b>Flange yokes</b> ...	2	<b>7H 3902</b>			
			<b>Sleeve yoke</b> ...	1	<b>7H 3905</b>			
			Grease nipple ...	1	<b>3H 1709</b>			
			<b>Journal assemblies with bearings, grease nipples and circlips...</b>	2 Sets	<b>P 301</b>			
			Grease nipples ...	2	<b>7H 3858</b>			
			Circlips ...	8	<b>7H 3913</b>			

\* Can be supplied reconditioned on Home Market, quote part numbers IB 7345R, IB 7379R or IB 7461R.

# REAR AXLE—PLATE D

SPL 49



To face Rear Axle, page I

AUSTIN-HEALEY 100  
Publication 1050

# REAR AXLE AND REAR BRAKES

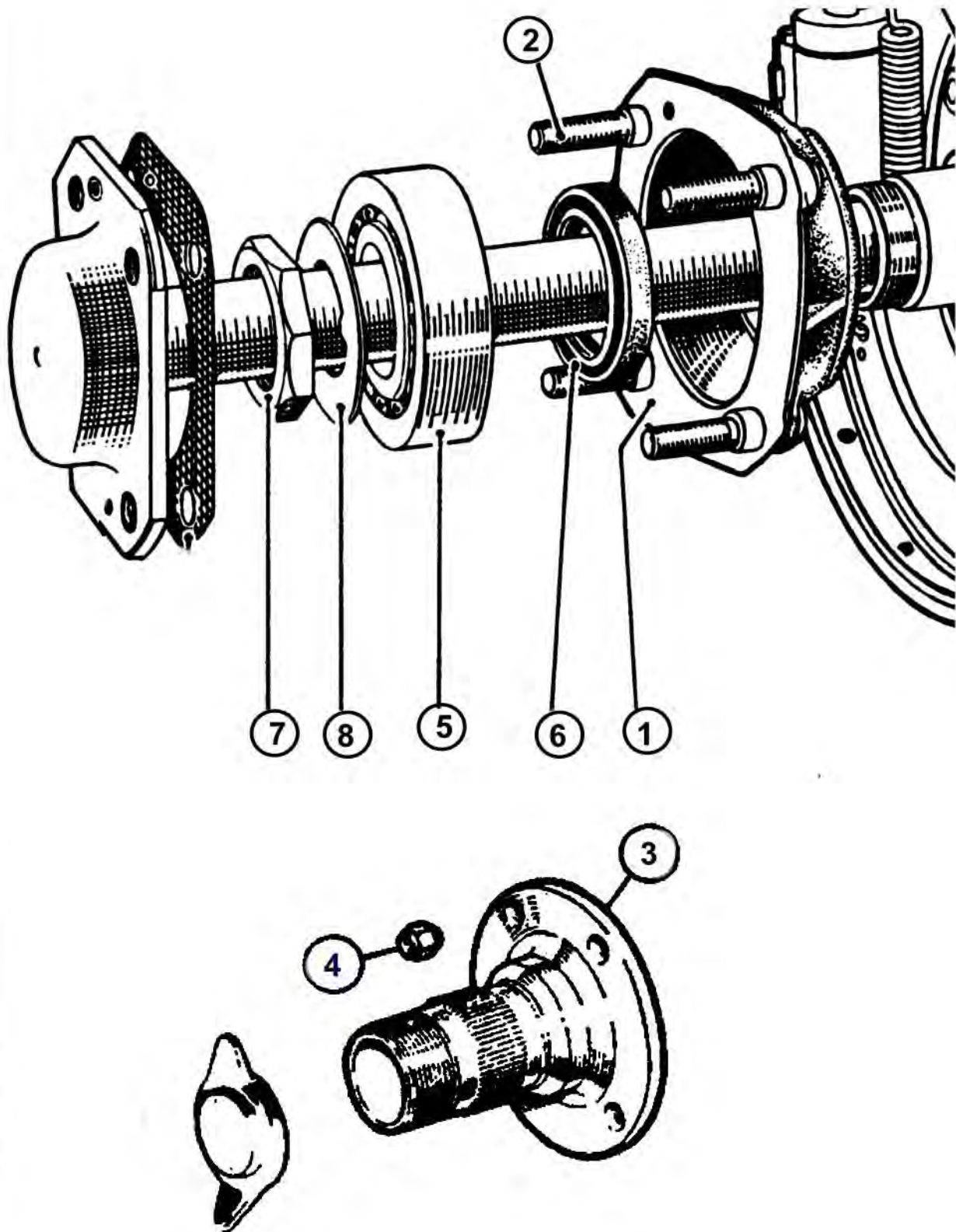
Type	Range	Plate	Description	Number per Vehicle	Austin Part Number	Austin Service Journal Reference		
						Vol.	Section	Page
			<b>REAR AXLE (SPIRAL BEVEL)</b>					
			Rear axle assembly 8/33 with brakes and hubs ... ..	1	IB 7399			
		D1	Rear axle case with studs ... ..	1	IB 7368			
		D2	Drain plug in axle case ... ..	1	6K 499			
		D3	Breather stem with shroud ... ..	1	IG 366			
			*Gear carrier with differential case and gears ... ..	1	IB 7335			
		D4	Gear carrier with bearing caps ... ..	1	IG 7317			
			Bolts for differential caps ... ..	4	6K 356			
			Nuts for bolts ... ..	4	2K 3996			
			Washers ... ..	4	2K 1205			
			Split pins ... ..	4	CPS 0308			
		D5	Joint washer for carrier ... ..	1	IG 7201			
			Studs, for carrier, in axle case ... ..	10	2K 3449			
			Nuts for studs ... ..	10	2K 3976			
			Spring washers ... ..	10	2K 5319			
		D6	Filler plug... ..	1	2K 6164			
		D7	Washer for plug ... ..	1	2K 5629			
		D8	Differential case ... ..	1	IG 7326			
		D9	Double purpose ball bearings, 40 × 80 × 18 mm., 3-dot ... ..	2	2K 8938			
			Packing washers ... ..	as req.	2K 7435			
			Differential wheels (16 teeth) ... ..	Alternative to IG 7306 with IG 7307	2	IG 7191	25	Axle, rear
			Differential pinions (10 teeth) ... ..					
			Differential wheels (17 teeth) ... ..	Alternative to IG 7191 with IG 7192	2	IG 7306		
			Differential pinions (10 teeth) ... ..					
		D10	Differential wheels (17 teeth) ... ..	Alternative to IG 7191 with IG 7192	2	IG 7307		
			Differential pinions (10 teeth) ... ..					
		D11	Differential pinions (10 teeth) ... ..	2	IG 7329			
		D12	Thrust washers for differential pinions					
		D13	Differential pinion centre ... ..	1	IG 7193			
		D14	Peg, pinion centre to differential case...	1	6K 842			
		D15	Bevel pinion (8 teeth) and crown wheel (33 teeth), 4.125 to 1 ratio ...	1 pr.	B3-366			
			Bevel pinion (9 teeth) and crown wheel (33 teeth), 3.666 to 1 ratio (when specially ordered) ... ..	1 pr.	B3-365			
			Setscrews, crown wheel to differential case ... ..	8	6K 402			
			Lockwashers ... ..	4	6K 796			
			Packing washers for adjustment ... ..	as req.	2K 7993			
			Packing washers ... ..	as req.	6K 503			
		D16	Taper roller bearing for pinion, front, 1" × 2½" × ⅜" ... ..	1	2K 7481			
		D17	Taper roller bearing for pinion, rear, 1.25" × 2.86" × 30 mm. ... ..	1	6K 287			
		D18	Distance piece for bearings ... ..	1	IB 7240			
		D19	Shims for bevel pinion, .003" thick ... ..	as req.	IG 7261			
			Shims for bevel pinion, .005" thick ... ..	as req.	IG 7262			
		D20	Housing for bevel pinion oil seal ... ..	1	IG 7259			
		D21	Oil seal ... ..	1	IA 3253			
			Dust cover for oil seal ... ..	1	IG 7263			
		D22	Joint washer ... ..	1	IG 7620			
			Setscrews, housing to axle case ... ..	4	2K 3048			
			Spring washers ... ..	4	2K 5894			

C.138031—C.E.221535

\* Can be supplied reconditioned on Home Market, quote part number IB 7335R

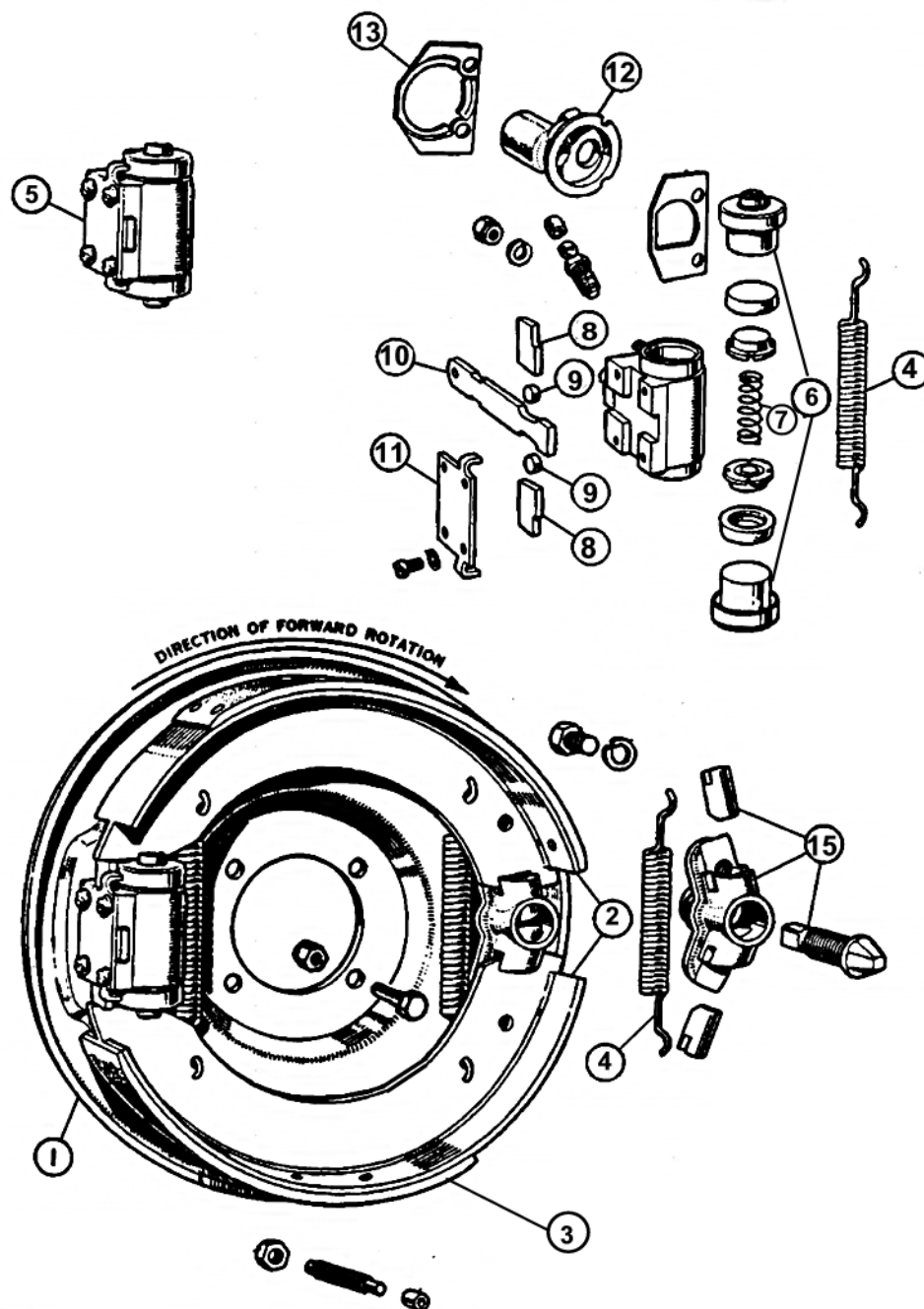


REAR BRAKES—PLATE DA



Type	Range	Plate	Description	Number per Vehicle	Austin Part Number	Austin Service Journal Reference		
						Vol.	Section	Page
	C.138031—C.E.221535	D23	Flange for propeller shaft ... ..	1	IB 7230	25	Axle, rear	1
		D24	Nut for bevel pinion ... ..	1	2K 7174			
		D25	Lockwasher ... ..	1	IA 3140			
		D26	Differential shafts ... ..	2	IB 7359			
		D27	Washers, paper ... ..	2	IG 4193			
			Screws, shafts to hubs ... ..	2	2K 3825			
		DA1	Rear hubs with oil seal and studs ... ..	2	G4-117A			
		DA2	Studs for hub extensions ... ..	8	IG 7340			
		DA4	Conical locknuts, hub extensions to hubs, B.S.F. threads ... ..	8	IB 7376			
		DA5	Ball journal bearings, 40×80×23 mm. ... ..	2	2K 7477			
		DA6	Oil seals for hubs ... ..	2	8G 555			
		DA7	Nuts for bearings ... ..	2	IG 7304			
		DA8	Lockwashers ... ..	2	IG 7305			
		DA3	Splined hub extension, right hand ... ..	1	IB 7350			
			Splined hub extension, left hand ... ..	1	IB 7351			

# REAR BRAKES—PLATE DB

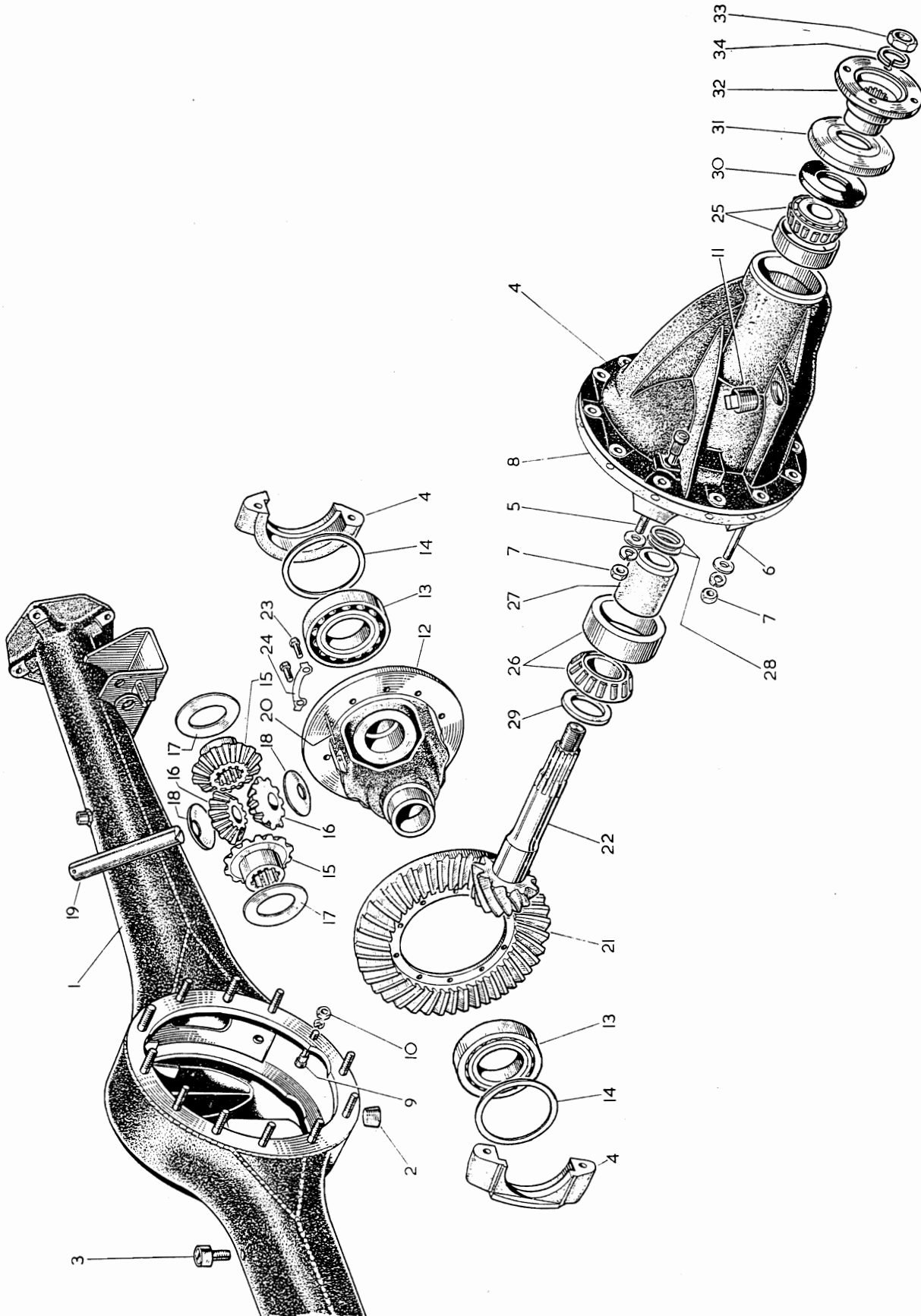


Type	Range	Place	Description	Number per Vehicle	Austin Part Number	Austin Service Journal Reference		
						Vol.	Section	Page
			<b>REAR BRAKES</b>					
			<b>Brake drums</b> ... ..	2	IB 4276	25	Axle, rear	1
			<b>Brake drums, alfin (optional extra only)</b>	2	7H 1825	24	Brakes	6
		DB1	<b>Brake backplates...</b> ... ..	2	7H 4452	25	Axle, rear	1
			Bolts to axle cases ... ..	8	2K 5268			
			Nuts for bolts ... ..	8	2K 3977			
			Lockwashers ... ..	4	2K 8795			
			<b>Steady posts</b> ... ..	4	7H 4461			
			Nuts, for steady posts ... ..	4	FNN 205			
			Felt bushes ... ..	4	7H 4429			
		DB2	† <b>Brake shoes with lining (rear brakes)</b>	1 set	P 764			
		DB3	* <b>Lining set with rivets</b> ... ..	1 set	P 4017			
			Rivets ... ..	24	7H 4872			
			<b>Brake shoe return spring set (front and rear brakes)</b> ... ..	1 set	P 459			
		DB4	<b>Brake shoe return springs</b> ... ..	4	7H 4063			
		DB5	<b>Wheel cylinder assembly with hand- brake operating mechanism, right hand</b> ... ..	1	7H 4598			
	C.138031—C.E.221535		<b>Wheel cylinder assembly with hand- brake operating mechanism, left hand</b> ... ..	1	7H 4597			
			Self-locking nuts, cylinders to backplates	4	7H 4073			
		DB6	Thackeray washers ... ..	4	7H 4045			
		DB7	Pistons ... ..	4	7H 4599			
		DB8	Springs for pistons ... ..	2	7H 4439			
		DB9	Tappets for handbrake mechanism ...	4	7H 4472			
		DB10	Rollers ... ..	4	7H 4473			
		DB11	Drawlinks for handbrake mechanism ...	2	7H 4601			
			Cover plates ... ..	2	7H 4474			
			Screws, cover plates to wheel cylinder bodies ... ..	8	7H 4476			
			Shakeproof washers ... ..	8	7H 4477			
			<b>Wheel cylinder kits</b> ... ..	2	P 477			
		DB12	<b>Dust cover for drawlink, right hand...</b>	1	7H 4498			
			<b>Dust cover for drawlink, left hand</b> ...	1	7H 4497			
		DB13	Plates for dust covers ... ..	2	7H 4460			
		DB14	Retainers for dust covers ... ..	2	7H 4499			
		DB15	<b>Adjuster units</b> ... ..	2	7H 4456			
			Setscrews to backplates... ..	4	2K 7690			
			Spring washers ... ..	4	2K 5863			
			<b>Adjuster unit kits</b> ... ..	2	P 723			

† Can be supplied reconditioned on Home Market, quote part number P 764R.  
\* Export Market only.

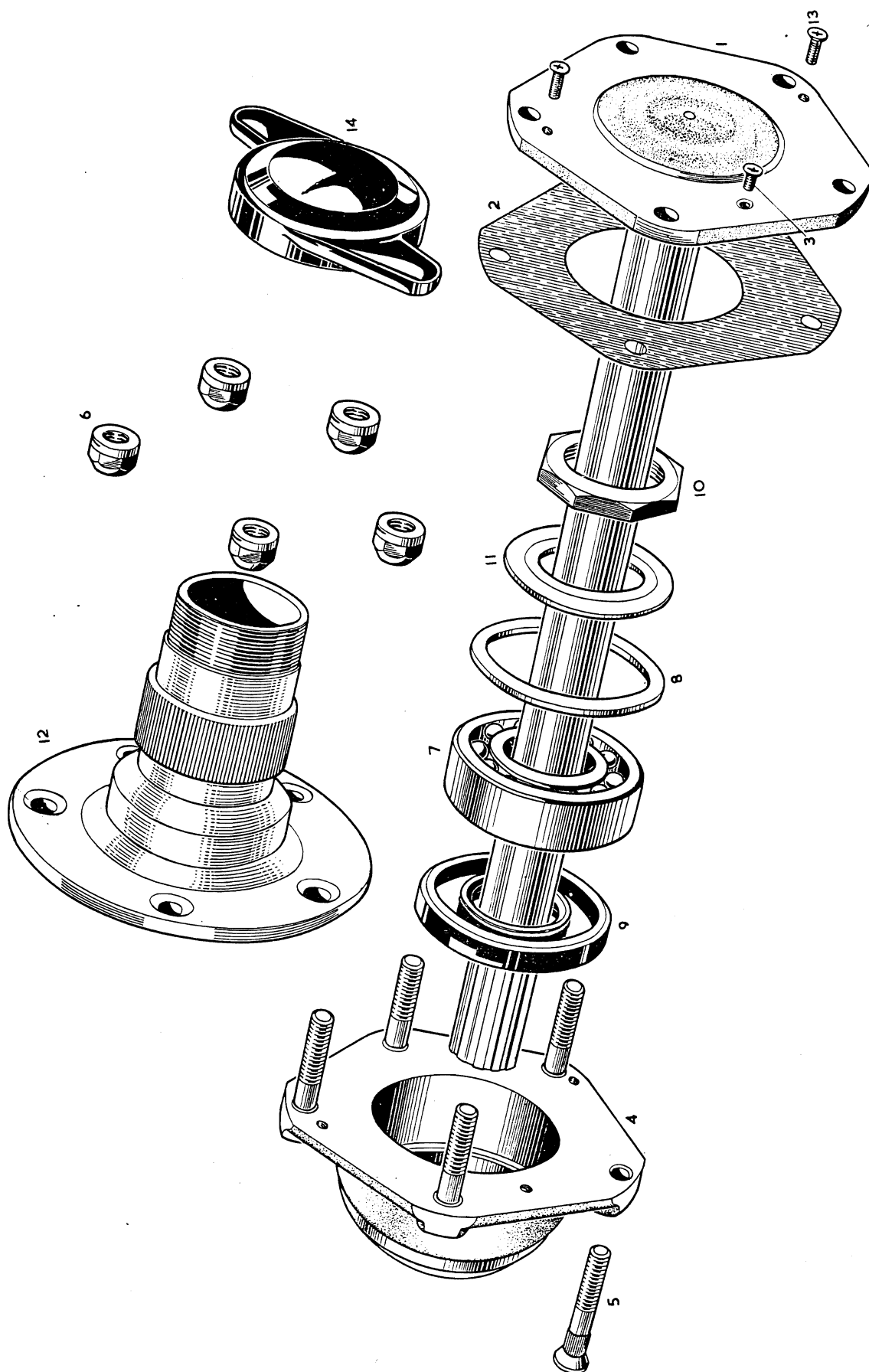
# REAR AXLE—PLATE DC

SPL 183



# REAR HUB—PLATE DE

SPL 184



Type	Range	Plate	Description	Number per Vehicle	Austin Part Number	Austin Service Journal Reference		
						Vol.	Section	Page
			<b>REAR AXLE (HYPOID)</b>					
	C.E.221536-228011		Rear axle assembly, 10/41 ratio, with brakes and hubs (use ATC 7027) ...	1	ATC 7018	25	Axle, rear	18
	C.E.228012 on		Rear axle assembly, 10/41 ratio, with brakes and hubs ... ..	1	ATC 7027			
	C.E.221536-228011	DC1	Rear axle case with studs (use ATC 7315) ... ..	1	ATC 7238	25	Axle, rear	18
			Rear axle case with studs and hub bearing nuts and lockwashers (to service ATC 7238) ... ..	1	ATC 7315			
	C.E.228012 on		Rear axle case with studs ... ..	1	ATC 7286			
	C.E.221536 on	DC2	Drain plug for case ... ..	1	6K 499			
		DC3	Breather stem with shroud ... ..	1	IG 3668			
			*Gear carrier with differential case and gears, 10/41 ratio ... ..	1	ATC 7078			
	C.E.221536-228011	DC4	Gear carrier with bearing caps ...	1	ATC 7201	25	Axle, rear	18
		DC5	Bolts for bearing caps ... ..	3	ATC 7083			
		DC6	Stud for bearing cap ... ..	1	5IK 886			
			*Gear carrier with differential case and gears, 10/41 ratio ... ..	1	ATC 7289			
	C.E.228012 on		Gear carrier with bearing caps ...	1	ATC 7288			
		DC7	Bolts for bearing caps ... ..	4	ATC 7083			
			Nuts for bolts and stud ... ..	4	FNN 107			
			Washers for nuts ... ..	4	ATC 7084			
			Spring washers ... ..	4	LWN 107			
	C.E.221536 on	DC8	Joint washer, carrier to axle case ...	1	ATC 7124			
		DC9	Bolts, in axle case, for carrier ...	12	ATC 7125			
		DC10	Nuts for bolts ... ..	12	FNZ 106			
			Spring washers ... ..	12	LWZ 106			
	C.E.221536-228011	DC11	Filler plug, in gear carrier ... ..	1	ADP 112	25	Axle, rear	18
	C.E.228012 on		Filler plug, in axle case ... ..	1	6K 499			
		DC12	Differential case ... ..	1	ATC 7189			
		DC13	Ball bearings for differential case ...	2	ATC 7110			
			Distance pieces, .193" ...	2	ATC 7268			
			thick, for bearings ...	2	ATC 7267			
			Distance pieces, .191" ...	2	ATC 7267			
			thick, for bearings ...	2	ATC 7266			
			Distance pieces, .189" ...	2	ATC 7266			
			thick, for bearings ...	2	ATC 7061			
			Distance pieces, .1865"/ .1875" thick, for bearings ...	2	ATC 7061			
	C.E.221536 on	DC14	Distance pieces, .185" ...	2	ATC 7111			
			thick, for bearings ...	2	ATC 7111			
			Distance pieces, .183" ...	2	ATC 7112			
			thick, for bearings ...	2	ATC 7113			
			Distance pieces, .181" ...	2	ATC 7113			
			thick, for bearings ...	2	ATC 7114			
			Distance pieces, .179" ...	2	ATC 7114			
			thick, for bearings ...	2	ATC 7115			
			Distance pieces, .177" ...	2	ATC 7115			
			thick, for bearings ...	2	ATC 7116			
			Distance pieces, .175" ...	2	ATC 7116			
			thick, for bearings ...	2	ATC 7116			

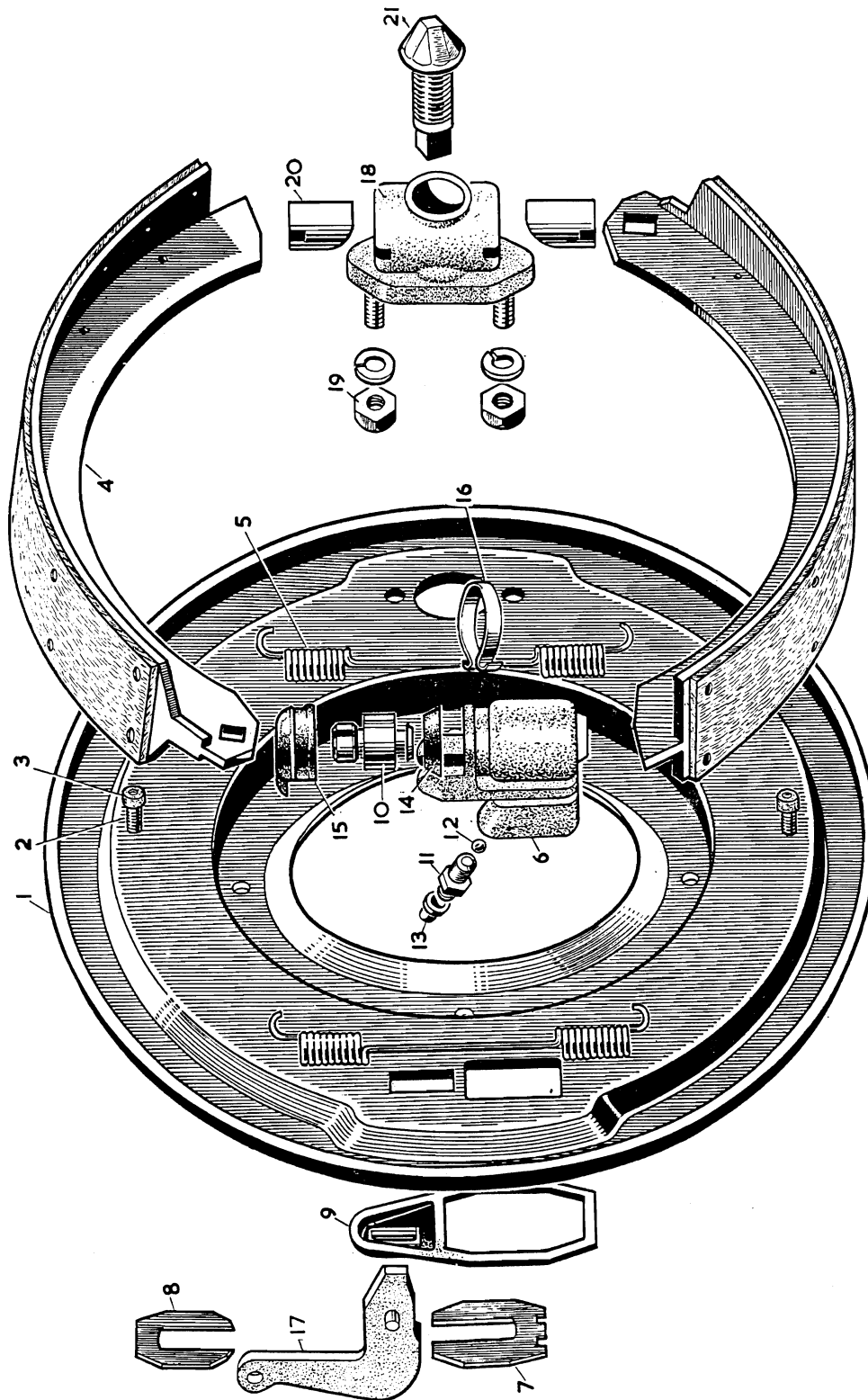
\* Can be supplied reconditioned on Home Market, quote part number ATC 7078R or ATC 7289R.

Type	Range	Plate	Description	Number per Vehicle	Austin Part Number	Austin Service Journal Reference		
						Vol.	Section	Page
	C.E.221536 on	DC15	Differential wheels, generated teeth ...	2	ATC 7105			
		DC16	Differential pinions, generated teeth ...	2	ATC 7103			
			Differential wheels, re-vacycle ...	2	ATC 7262			
			Differential pinions, re-vacycle ...	2	ATC 7263			
		DC17	Thrust washers for wheels ...	2	ATC 7104			
		DC18	Thrust washers for pinions ...	2	ATC 7106			
		DC19	Centre pin for pinions ...	1	ATC 7107			
		DC20	Locking peg for centre pin ...	1	ATC 7108			
		DC21	Bevel pinion (10 teeth) and crown wheel (41 teeth), 4-1 to 1 ratio ...	1 pr.	ATC 7194			
		DC22	Bolts, crown wheel to differential case	10	ATA 7043			
		DC23	Lockwashers for bolts ...	5	ATC 7109			
		DC24						
		DC25	Taper roller bearing, front, for pinion	1	ATC 7091			
		DC26	Taper roller bearing, rear, for pinion	1	ATC 7089			
		DC27	Distance piece for bearings ...	1	ATC 7172			
			Shims .004 in. for bevel pinion		ATC 7152			
			Shims .006 in. for bevel pinion		ATC 7153			
			Shims .008 in. for bevel pinion		ATC 7154			
		DC28	Shims .010 in. for bevel pinion	As req.	ATC 7155			
			Shims .012 in. for bevel pinion		ATC 7156			
			Shims .020 in. for bevel pinion		ATC 7157			
			Shims .030 in. for bevel pinion		ATC 7158			
			Washer .222 in. for pinion	1	ATC 7092			
			Washer .220 in. for pinion	1	ATC 7093			
			Washer .218 in. for pinion	1	ATC 7094			
		DC29	Washer .216 in. for pinion	1	ATC 7095			
			Washer .214 in. for pinion	1	ATC 7096			
			Washer .212 in. for pinion	1	ATC 7097			
			Washer .210 in. for pinion	1	ATC 7098			
			Washer .208 in. for pinion	1	ATC 7099			
		DC30	Oil seal for pinion ...	1	ATC 7085			
		DC31	Dust cover for oil seal ...	1	ATC 7101			
		DC32	Flange for propeller shaft ...	1	ATC 7100			
		DC33	Nut, flange to pinion ...	1	FNZ 612			
		DC34	Washer ...	1	LWZ 212			
		DE1	Differential shafts ...	2	ATC 7235			
		DE2	Washers, paper ...	2	ATC 7065			
		DE3	Screws, shafts to hubs ...	2	CMZ 0408			
	C.E. 221536—222570		Rear hubs with bolts ...	2	ATC 7240			
			Bolts for hub extensions (B.S.F.) ...	10	ATC 7241			
			Conical locknuts, hub extensions to holes, B.S.F. ...	10	IB 7376	25	Axle, rear	1
	C.E. 222571 on	DE4	Rear hubs with bolts ...	2	ATC 7256			
		DE5	Bolts for hub extensions (U.N.F.) ...	10	ATC 7257			
		DE6	Conical locknuts, hub extensions to hubs (U.N.F.) ...	10	ATB 7198			
	C.E.221536 on	DE7	Ball journal bearings for hubs ...	2	ATC 7060			
		DE8	Distance piece for bearings ...	2	ATC 7061			
		DE9	Oil seals for hubs ...	2	3H 1589			
	C.E.221536—228011	DE10	Nuts for bearings ...	2	ATC 7062			
		DE11	Lockwashers ...	2	ATC 7063			
			Nut for bearing, right hand thread ...	1	ATC 7062	25	Axle, rear	18
	C.E.228012 on		Nut for bearing, left hand thread ...	1	ATC 7309			
			Lockwashers ...	2	ATC 7310			
	C.E.221536 on	DE12	Splined hub extension, right hand ...	1	ATC 7236			
			Splined hub extension, left hand ...	1	ATC 7237			



# REAR BRAKES—PLATE DD

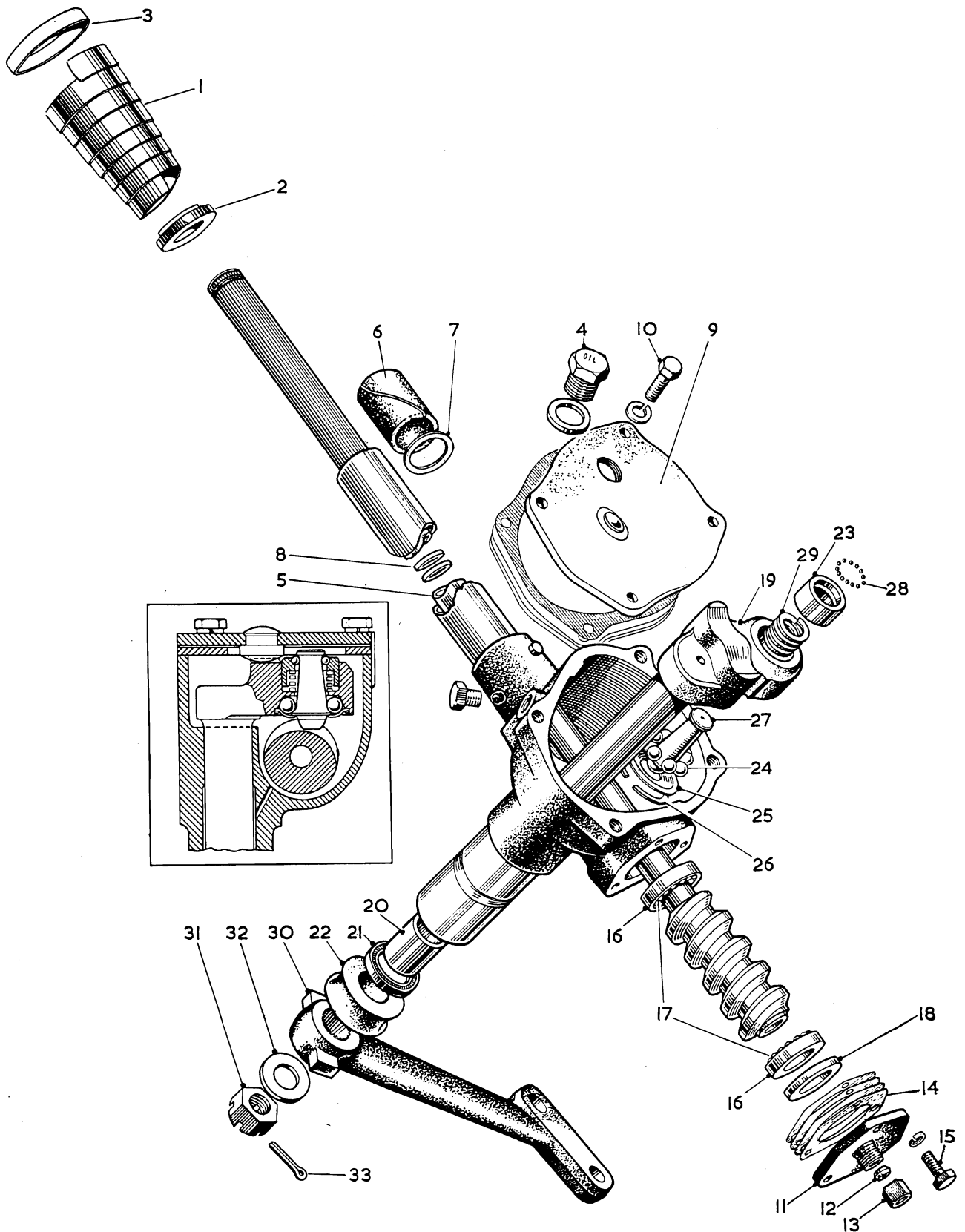
SPL 185



Type	Range	Plate	Description	Number per Vehicle	Austin Part Number	Austin Service Journal Reference		
						Vol.	Section	Page
			<b>REAR BRAKES</b>					
		DE13	Brake drums, 11 in. × 2½ in. ...	2	1B 7422			
			Screws to hub ...	4	CMZ0414			
		DD1	Brake backplate, right hand ...	1	7H 4985			
			Brake backplate, left hand ...	1	7H 4986			
			Bolts, backplates to axle ...	8	ATC7071			
			Nuts, nyloc, for bolts ...	8	LNZ 206			
		DD2	Steady posts ...	4	7H 4461			
			Nuts, ½ in. A.N.F., for steady posts ...	4	7H 4991			
		DD3	Felt bushes ...	4	7H 4429			
		DD4	† Brake shoes with lining (rear brakes) ...	1 Set	8G 7068			
			* Lining set with rivets ...	1 Set	8G 7069			
			Rivets ...	24	7H 4989			
		DD5	Brake shoe return springs ...	4	7H 4596			
			Brake shoes return spring set (rear only) ...	1 Set	8G 7072			
			Wheel cylinder assemblies ...	2	7H 4988			
		DD6	Wheel cylinder bodies ...	2	‡			
		DD7	Retaining springs, wheel cylinders to backplates ...	2	7H 4904			
		DD8	Locking plates for cylinders ...	2	7H 4907			
		DD9	Rubber dust covers, wheel cylinders to backplates ...	2	7H 4906			
		DD10	Pistons for wheel cylinders ...	2	7H 4992			
		DD11	Bleed screws ...	2	7H 4868			
		DD12	Bleed screw balls ...	2	§			
		DD13	Bleed screw dust caps ...	2	§			
		DD14	Seals for pistons ...	2	§			
		DD15	Dust covers, rubber ...	2	§			
		DD16	Dust cover clips ...	2	§			
			Wheel cylinder repair kit ...	1	8G 7067			
		DD17	Handbrake levers with pivot pin ...	2	7H 4990			
			Adjuster unit assemblies ...	2	7H 4997			
		DD18	Adjuster bodies ...	2	‡			
		DD19	Nuts adjusters to backplates ...	4	FNZ 106			
			Spring washers ...	4	2K 5863			
			Adjuster service kits ...	2	8G 7070			
		DD20	Tappets ...	4				
		DD21	Wedges ...	2				

|| For reference only, component included in Kit 8G 7070. Not supplied separately.  
 § For reference only, component included in Kit 8G 7067. Not supplied separately.  
 ‡ For reference only, not supplied separately.  
 † Can be supplied on Home Market, quote part number 8G 7068R.  
 \* Export Market only.

# STEERING—PLATE E



SPL 52

# STEERING

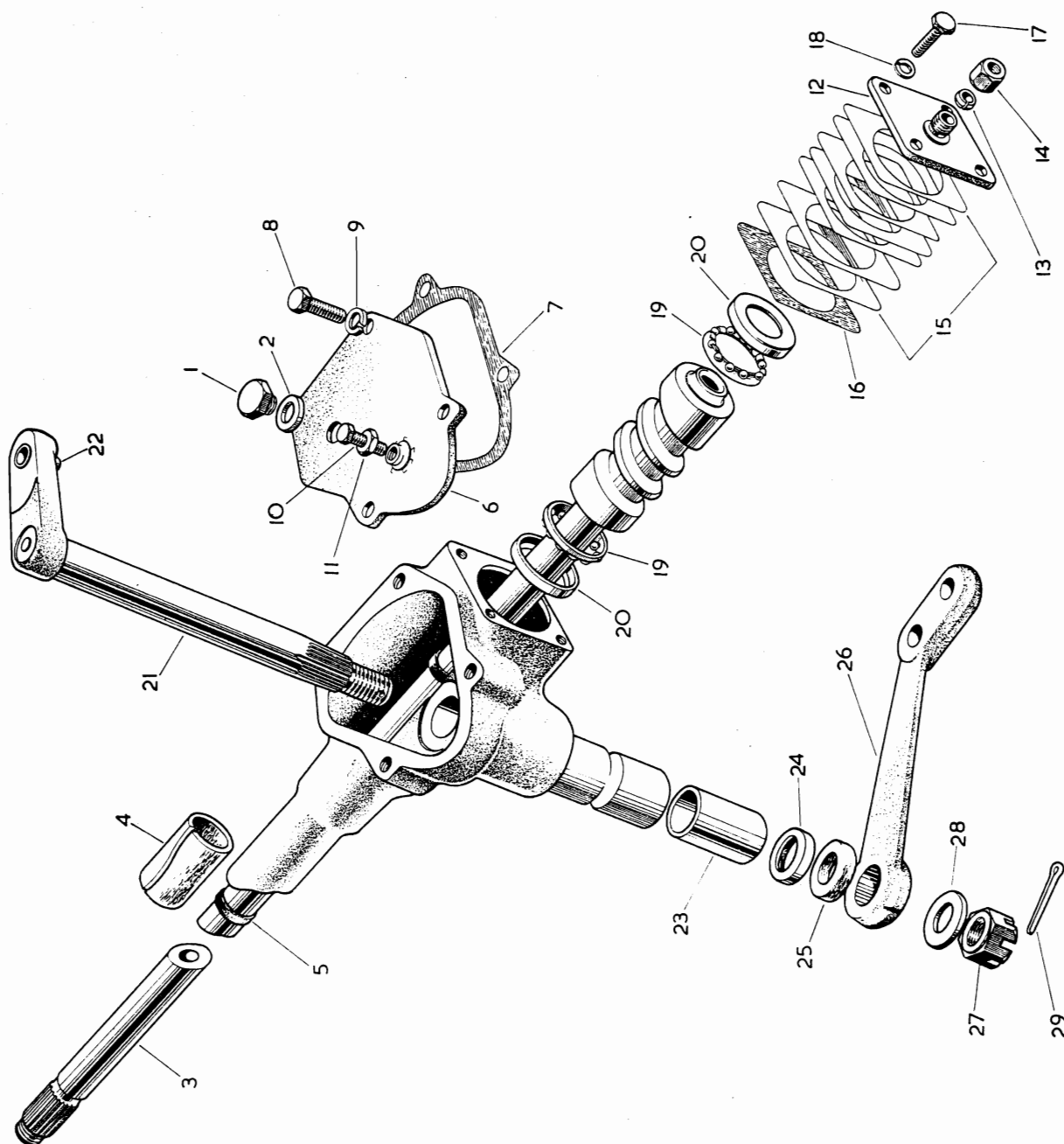
Type	Range	Place	Description	Number per Vehicle	Austin Part Number	Austin Service Journal Reference		
						Vol.	Section	Page
			<b>STEERING</b>					
	R.H.S., C.138975-149949 L.H.S., C.138031-149929		*Steering gear assembly, less wheel and lever, R.H. Steering ...	1	IB 6208	24	Steering	3
			Steering gear assembly, less wheel and lever, L.H. Steering ...	1	IB 6196			
			Steering wheel (telescopically adjustable)	1	IB 6203			
			Clamping nut ...	1	IB 6204			
			Spring ring ...	1	IF 6153			
		E1	Telescopic steel dust cover for inner column ...	1	IB 6211	24	Steering	14
		E2	Support for dust cover ...	1	IB 6214			
		E3	Cup for dust cover ...	1	IB 6215			
			*Steering gear assembly, less wheel and lever, R.H. Steering ...	1	IB 6217			
			Steering gear assembly, less wheel and lever, L.H. Steering ...	1	IB 6219			
	R.H.S., C.149950-C.E.219136 L.H.S., C.149930-C.E.219257		*Steering gear assembly, less wheel and lever, R.H. Steering ...	1	IB 6267	24	Steering	3
			Steering gear assembly, less wheel and lever, L.H. Steering ...	1	IB 6269			
			Steering wheel (non-adjustable)	1	8G 624			
			Nut for steering wheel ...	1	2K 6057			
			Shakeproof washer ...	1	2K 8929			
		E4	Oil filler plug in side cover ...	1	7H 6793	24	Steering	3
			Washer for plug ...	1	7H 6794			
			Oil filler plug in steering box body ...	1	7H 6714			
			Steering column steady clamp halves	2	IB 6199			
			Bolt, short, for clamp ...	1	52K 1551			
	R.H.S., C.149950 on L.H.S., C.149930 on		Nut for bolt ...	1	52K 301	24	Steering	3
			Spring washer ...	1	2K 5894			
			Bolt, long, for clamp ...	1	HBZ0422			
			Nut for bolt ...	1	52K 302			
			Spring washer ...	1	2K 5319			
			Packing piece, rubber ...	1	4B 2502	24	Steering	3
			Steering box clamping and mounting bracket ...	1	IB 6127			
			Spacers for bracket ...	2	IB 6195			
			Bolts to chassis frame, long ...	2	2K 8657			
			Bolt to chassis frame, short ...	1	2K 8962			
	R.H.S., C.138975-149949 L.H.S., C.138031-149929		Nuts for bolts ...	3	2K 3977	24	Steering	3
			Spring washers ...	3	2K 5895			
		E5	Inner column and cam, R.H. Steering	1	7H 6778			
			Inner column and cam, L.H. Steering	1	7H 6781			
		E6	Felt bush ...	1	7H 6784			
		E7	Washer for felt bush ...	1	7H 6785	24	Steering	3
		E8	Anti-rattle washers, rubber ...	2	7H 6786			
			Inner column and cam, R.H. Steering	1	7H 6792			
			Inner column and cam, L.H. Steering	1	7H 6791			
			Felt bush ...	1	7H 6711			
	R.H.S., C.149950-230977 L.H.S., C.149930-231108		Support washer for bush ...	1	7H 6706			

\* Can be supplied reconditioned on Home Market, quote part number IB 6208R, IB 6217R or IB 6267R.

Type	Range	Plate	Description	Number per Vehicle	Austin Part Number	Austin Service Journal Reference		
						Vol.	Section	Page
	R.H.S., C.138975-219136 L.H.S., C.138031-219257	E9	Cover plate with button, R.H. Steering ... ..	1	7H 6787	24	Steering	14
			Cover plate with button, L.H. Steering ... ..	1	7H 6788			
			Joint washers, paper, .010" thick ... ..	as req.	7H 6744			
			Joint washers, steel, .005" thick ... ..	as req.	7H 6743			
			Joint washers, plastic, .002" thick ... ..	as req.	7H 6745			
		E10	Setscrews, $\frac{5}{16}$ " B.S.F., $\frac{7}{8}$ " long ... ..	4	7H 6700			
			Spring washers ... ..	4	2K 1211			
			Side cover plate, R.H. Steering ... ..	1	7H 6802			
			Side cover plate, L.H. Steering ... ..	1	7H 6803			
			Joint washer, paper ... ..	1	7H 6744			
			Setscrews for cover plate ... ..	3	7H 6700			
			Spring washers ... ..	3	2K 1211			
			Thrust screw ... ..	1	7H 6799			
			Locknut for thrust screw ... ..	1	7H 6704			
			Lockplate for thrust screw ... ..	1	7H 6801			
			Special stud for side cover and lock plate ... ..	1	7H 6800			
			Nut for stud ... ..	1	2K 3985			
			Plain washer for nut ... ..	1	PWZ 106			
			Spring washer ... ..	1	2K 1211			
		E11	End cover with union, and nut ... ..	1	7H 6730			
		E12	Olive ... ..	1	7H 6718			
		E13	Nut ... ..	1	7H 6702			
		E14	Joint washers, paper, .005" thick ... ..	as req.	7H 6728			
			Joint washers, steel, .004"- .005" thick ... ..	as req.	7H 6729			
			Joint washers, paper, .002" thick ... ..	as req.	7H 6783			
			Setscrews, $\frac{7}{8}$ " long, $\frac{5}{16}$ " B.S.F. ... ..	2	7H 6700			
		E15	Setscrew, $\frac{5}{8}$ " long, $\frac{5}{16}$ " B.S.F. ... ..	1	7H 6701			
			Spring washers ... ..	3	2K 1211			
		E16	Ball cups for cam ... ..	2	7H 6733			
		E17	Steel balls, $\frac{7}{32}$ " diameter, 28 balls ... ..	1 set	7H 6709			
		E18	Washer for lower race ... ..	1	7H 6707			
		E19	Rocker shaft ... ..	1	7H 6782			
		E20	Bush for rocker shaft ... ..	1	7H 6712			
		E21	Oil seal for rocker shaft ... ..	1	7H 6716			
		E22	Rubber dust cover for oil seal ... ..	1	IG 6236			
		E23	Ball cup for rocker shaft ... ..	1	7H 6753			
		E24	Steel balls, $\frac{3}{8}$ " diameter, 8 balls ... ..	1 set	7H 6710			
		E25	Dished retaining washer for balls ... ..	1	7H 6759			
		E26	Circlip for dished washer ... ..	1	7H 6760			
		E27	Ball peg for rocker shaft ... ..	1	7H 6752			
		E28	Steel balls, $\frac{3}{32}$ " diameter, for peg, 13 balls ... ..	1 set	7H 6755			
		E29	Spring for peg ... ..	1	7H 6754			
		E30	Steering side and cross tube lever for steering box, R.H. Steering ... ..	1	1B 6197			
			Steering side and cross tube lever for steering box, L.H. Steering ... ..	1	1B 6198			
		E31	Nut, lever to gear, $\frac{5}{8}$ " Whit. ... ..	1	7H 6703			
		E32	Washer ... ..	1	52K 1347			
		E33	Split pin ... ..	1	CPS 0412			

# STEERING—PLATE EB

SPL 506



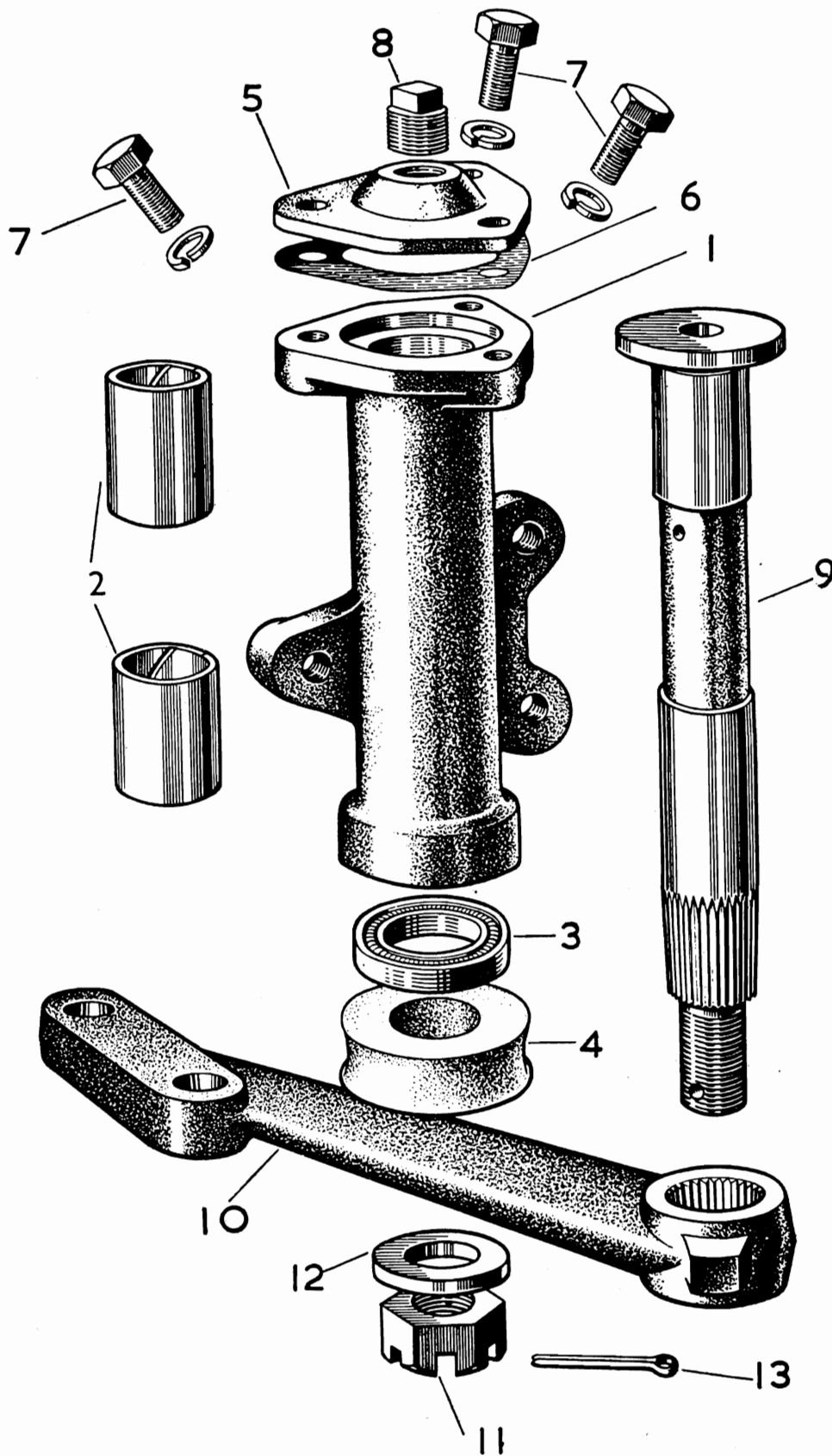
AUSTIN-HEALEY 100

Publication 1050

Type	Range	Plate	Description	Number per Vehicle	Austin Part Number	Austin Service Journal Reference		
						Vol.	Section	Page
		EB	<b>*Steering gear assembly, less wheel and lever, R.H. Steering ... ..</b>	1	IB 6274			
			<b>Steering gear assembly, less wheel and lever, L.H. Steering ... ..</b>	1	IB 6276			
		EB1	Oil filler plug in side cover ... ..	1	7H 6391			
		EB2	Washer ... ..	1	7H 6392			
		EB3	<b>Inner column and cam, R.H. Steering</b>	1	7H 6607			
			<b>Inner column and cam, L.H. Steering</b>	1	7H 6608			
		EB4	Felt bush ... ..	1	7H 6511			
		EB5	Rubber rings ... ..	2	7H 6460			
		EB6	<b>Side cover plate, R.H. Steering ...</b>	1	7H 6606			
			<b>Side cover plate, L.H. Steering ...</b>	1	7H 6610			
		EB7	Joint washer ... ..	1	7H 6604			
		EB8	Setscrews, $\frac{5}{16}$ " U.N.F. ... ..	4	7H 6434			
		EB9	Spring washers ... ..	4	LWZ 105			
		EB10	Thrust screw ... ..	1	7H 6390			
		EB11	Locknut for setscrew ... ..	1	7H 6229			
	R.H.S., C.E.230978 on L.H.S., C.E.231109 on	EB12	<b>End cover with adaptor ... ..</b>	1	7H 6267			
		EB13	Olive ... ..	1	7H 6316			
		EB14	Nut ... ..	1	7H 6167			
		EB15	Shims, .0024" thick ... ..	as req.	7H 6118			
			Shims, .005" thick ... ..	as req.	7H 6128			
			Shims, .010" thick ... ..	as req.	7H 6129			
		EB16	Joint washer ... ..	1	7H 6130			
		EB17	Setscrews, $\frac{1}{8}$ " U.N.F. ... ..	4	7H 6434			
		EB18	Spring washers ... ..	4	LNZ 105			
		EB19	<b>Ball cage bearing assemblies ...</b>	2	7H 6079			
		EB20	<b>Ball cups for bearings ... ..</b>	2	7H 6116			
		EB21	<b>Rocker shaft with peg ... ..</b>	1	7H 6609			
		EB22	Peg for rocker shaft ... ..	1	7H 6605			
		EB23	Bush for rocker shaft ... ..	1	7H 6509			
		EB24	Oil seal for rocker shaft ... ..	1	7H 6589			
		EB25	Rubber dust cover for oil seal ...	1	7H 6603			
		EB26	<b>Steering side and cross tube lever for steering box, R.H. Steering ...</b>	1	IB 6277			
			<b>Steering side and cross tube lever for steering box, L.H. Steering ...</b>	1	IB 6278			
		EB27	Nut, lever to shaft, $\frac{3}{4}$ " U.N.F. ...	1	5IK 370			
		EB28	Washer ... ..	1	PWZ 112			
		EB29	Split pin ... ..	1	CPS 0512			

\* Can be supplied reconditioned on Home Market, quote part number IB 6274R.

# STEERING IDLER—PLATE EA



SPL 53

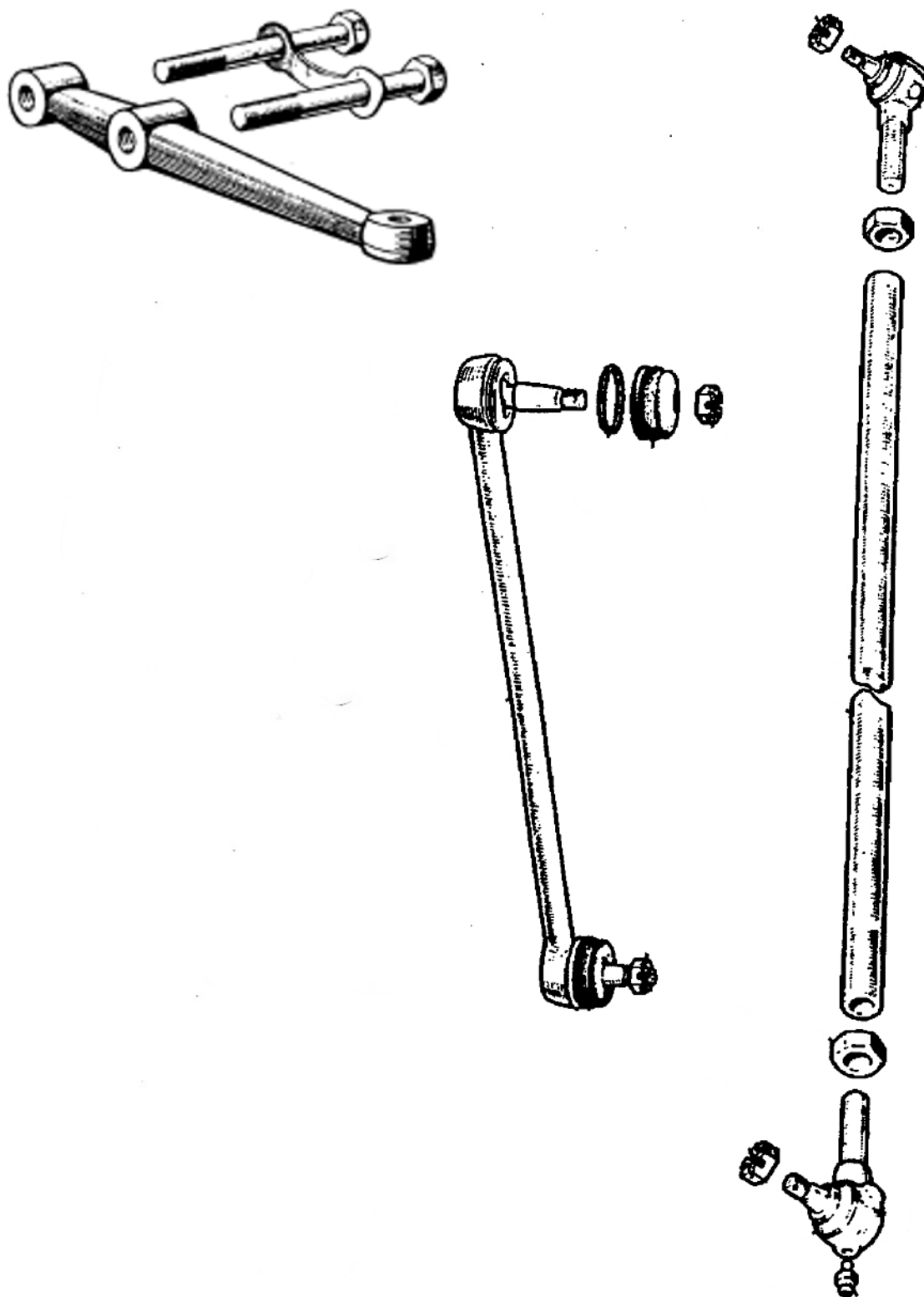


Type	Range	Plate	Description	Number per Vehicle	Austin Part Number	Austin Service Journal Reference		
						Vol.	Section	Page
			<b>STEERING IDLER</b>					
			Steering idler assembly, L.H. Steering	1	IB 6130			
			Steering idler assembly, R.H. Steering	1	IB 6131			
			Setscrews to chassis frame ... ..	3	2K 8657			
			Spring washers ... ..	3	2K 5895			
		EA1	Idler body with bushes, seal and retaining washer, L.H. Steering ...	1	IB 6132			
			Idler body with bushes, seal and retaining washer, R.H. Steering ...	1	IB 6133			
		EA2	Bushes ... ..	2	1A 6679			
		EA3	Oil seal ... ..	1	3H 3132			
		EA4	Rubber dust cover for oil seal ... ..	1	IG 6236			
	R.H.S., C.138975-C.E.230977	EA5	Cover for body ... ..	1	IB 6137			
	L.H.S., C.138031-C.E.231108	EA6	Joint washers ... ..	as req.	IB 6138			
		EA7	Setscrews, cover to body ... ..	3	2K 3092			
			Spring washers ... ..	3	2K 5319			
		EA8	Filler plug in cover ... ..	1	2K 8209			
		EA9	Idler shaft ... ..	1	IB 6136			
		EA10	Steering side and cross tube lever, left hand for steering idler, R.H. Steering ... ..	1	IB 6198			
			Steering side and cross tube lever, right hand for steering idler, L.H. Steering ... ..	1	IB 6197			
		EA11	Nut, lever to shaft ... ..	1	7H 6703			
		EA12	Washer ... ..	1	52K 1347			
		EA13	Split pin ... ..	1	CPS 0412			
			Steering idler assembly, L.H. Steering	1	IB 6286			
			Steering idler assembly, R.H. Steering	1	IB 6281			
			Setscrews to chassis frame ... ..	3	HBZ0624			
			Spring washers ... ..	3	2K 5895			
			Idler body with bushes, seal and retaining washer, L.H. Steering ...	1	IB 6287			
			Idler body with bushes, seal and retaining washer, R.H. Steering ...	1	IB 6282			
			Bushes ... ..	2	IB 6257			
			Oil seal ... ..	1	IB 6256			
			Rubber dust cover for oil seal ... ..	1	IG 6236			
	R.H.S., C.E.230978 on		Cover for body ... ..	1	IB 6137			
	L.H.S., C.E.231109 on		Joint washers ... ..	as req.	IB 6138			
			Setscrews, cover to body ... ..	3	HZS0506			
			Spring washers ... ..	3	LNZ 105			
			Filler plug in cover ... ..	1	2K 8209			
			Idler shaft ... ..	1	IB 6258			
			Steering side and cross tube lever, left hand for steering idler, R.H. Steering ... ..	1	IB 6278			
			Steering side and cross tube lever, right hand for steering idler, L.H. Steering ... ..	1	IB 6277			
			Nut, lever to shaft ... ..	1	51K 370			
			Washer ... ..	1	PWZ 102			
			Split pin ... ..	1	CPS 0512			

# TIE RODS AND LEVERS

There was no plate in the original Parts List.

This diagram is from the Moss Catalogue

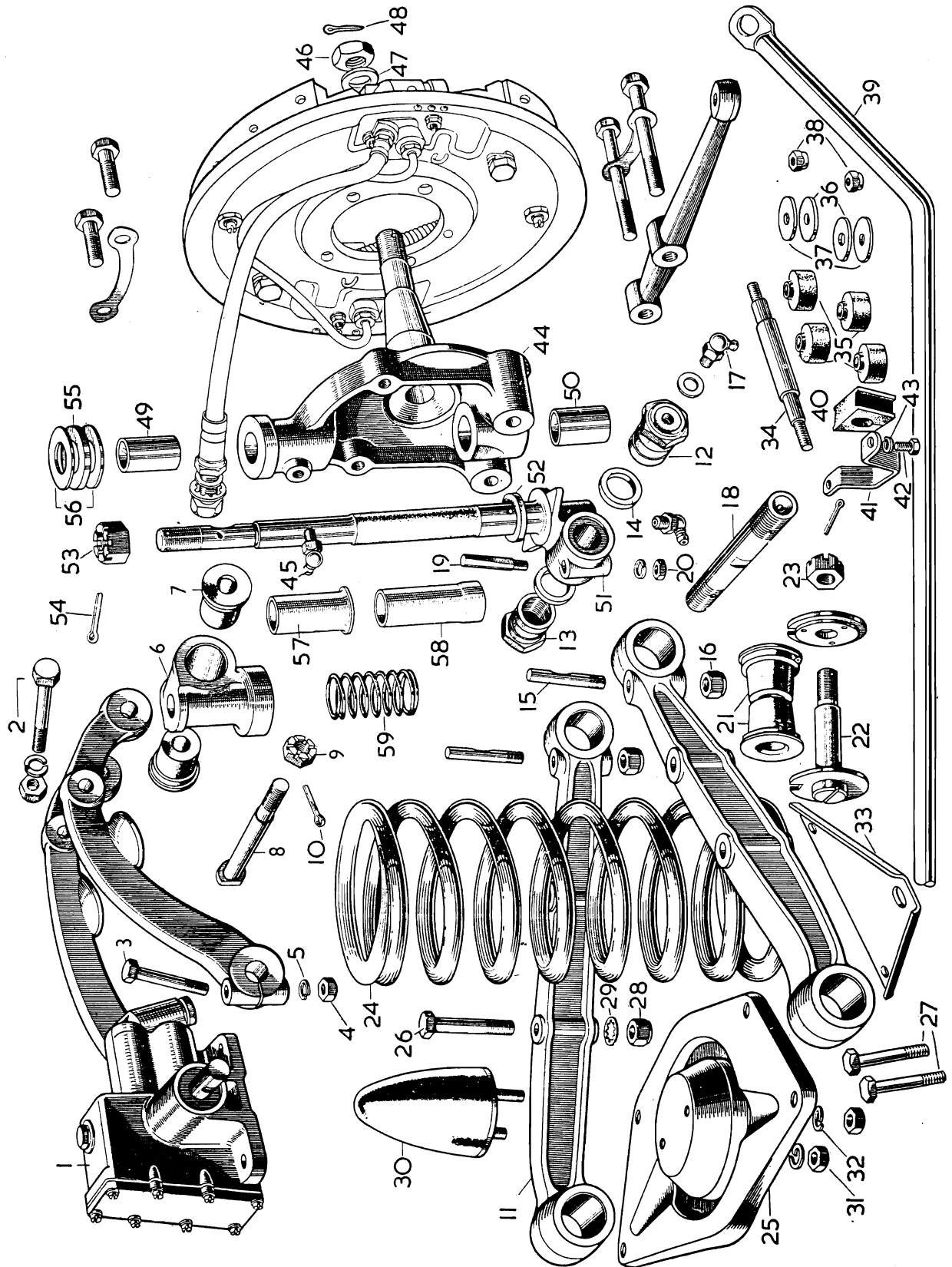


Type	Range	Plate	Description	Number per Vehicle	Austin Part Number	Austin Service Journal Reference		
						Vol.	Section	Page
			<b>STEERING TUBES AND LEVERS</b>					
	C.138031-C.E.228046		Steering side tube lever, right hand	1	IB 4312			
			Steering side tube lever, left hand ...	1	IB 4311			
			Bolts to swivel axles ... ..	4	2K 8475			
			Nuts for bolts ... ..	4	2K 3977			
			Lockwashers ... ..	2	IG 4282			
	C.E.228047 on		Steering side tube lever, right hand	1	IB 4475			
			Steering side tube lever, left hand ...	1	IB 4476			
			Bolts, U.N.F. to swivel axles, 3 $\frac{1}{4}$ " long	2	HBZ0728			
			Bolts, U.N.F. to swivel axles, 3 $\frac{1}{4}$ " long...	2	HBZ0726			
			Nuts for bolts ... ..	4	FNZ 507			
			Lockwashers ... ..	2	IB 4457			
	C.138031-157623		Side tubes with adjustable ball pins	2	IB 6200	24	Steering	8
			Anti-rattle springs ... ..	4	6K 17			
			Split pins for sockets ... ..	4	CPS 0316			
	C.157624-C.E.228931		Side tubes with ends ... ..	2	**IB 6228			
	C.E.228932 on		Side tubes with ends ... ..	2	IB 6292			
	C.138031-C.E.228931		Nuts for ball pins ... ..	4	2K 3996			
	C.E.228932 on		Nuts for base pins, U.N.F. ... ..	4	FNZ 307			
			Split pins for nuts ... ..	4	CPS 0308			
	C.138031-157623		Dust covers, rubber ... ..	4	IG 6210	24	Steering	8
	C.157624 on		Dust covers ... ..	4	17H 3400			
	C.157624-C.E.228931		Clips for covers (use 7H 3626) ...	4	17H 3401			
	C.E.228932 on		Clips for covers ... ..	4	7H 3626			
			Grease nipples ... ..	4	3H 1709			
	C.138031-157623		Cross tube with adjustable ball pins	1	IG 6211	24	Steering	8
	C.157624-C.E.228931		Cross tube with ends ... ..	1	*IG 6313			
	C.E.228932-230238		Cross tube with ends (use IG 6352) ...	1	IG 6338			
	C.E.230239 on		Cross tube with ends ... ..	1	IG 6352			
	C.138031-157623		Cross tube end assembly, right hand thread ... ..	1	IG 6216	24	Steering	8
	C.157624-C.E.228931		Cross tube end assembly, right hand thread ... ..	1	IG 6309			
	C.E.228932-230238		Cross tube end assembly, right hand thread ... ..	1	†IG 6342			
	C.E.230239 on		Cross tube end assembly, right hand thread ... ..	1	IG 6352			
	C.138031-C.E.228931		Locknut, right hand thread ... ..	1	2K 7657			
	C.E.228932 on		Locknut, right hand thread ... ..	1	5IK 320			
	C.138031-157623		Cross tube end assembly, left hand thread ... ..	1	IG 6217	24	Steering	8
	C.157624-C.E.228931		Cross tube end assembly, left hand thread ... ..	1	IG 6310			
	C.E.228932-230238		Cross tube end assembly, left hand thread ... ..	1	†IG 6343			
	C.E.230239 on		Cross tube and assembly, left hand thread ... ..	1	IG 6354			
	C.138031-C.E.228931		Locknut, left hand thread ... ..	1	2K 7658			
	C.E.228932 on		Locknut, left hand thread ... ..	1	5IK 365			
	C.138031-157623		Anti-rattle springs ... ..	2	6K 17	24	Steering	8
	C.138031-157623		Split pins for ball sockets ... ..	2	CPS 0316	24	Steering	8
	C.138031-C.E.228931		Nuts for ball pins ... ..	2	2K 3996			
	C.E.228932 on		Nuts for ball pins ... ..	2	FNZ 307			
			Split pins ... ..	2	CPS 0308			
	C.138031-157623		Dust covers ... ..	2	IG 6210	24	Steering	8
	C.158624-C.E.228931		Dust covers ... ..	2	17H 3400			
	C.E.228932 on		Dust covers ... ..	2	17H 3621			
	C.157624-C.E.228931		Clips for covers (use 7H 3626) ...	2	17H 3401			
			Clips for covers ... ..	2	7H 3626			
			Grease nipples ... ..	2	3H 2192			

\* Use IG 6352 with FNZ 307(2). \*\* Use IB 6292 with FNZ 307(2).  
† Use IG 6353. ‡ Use IG 6354.

# FRONT SUSPENSION—PLATE F

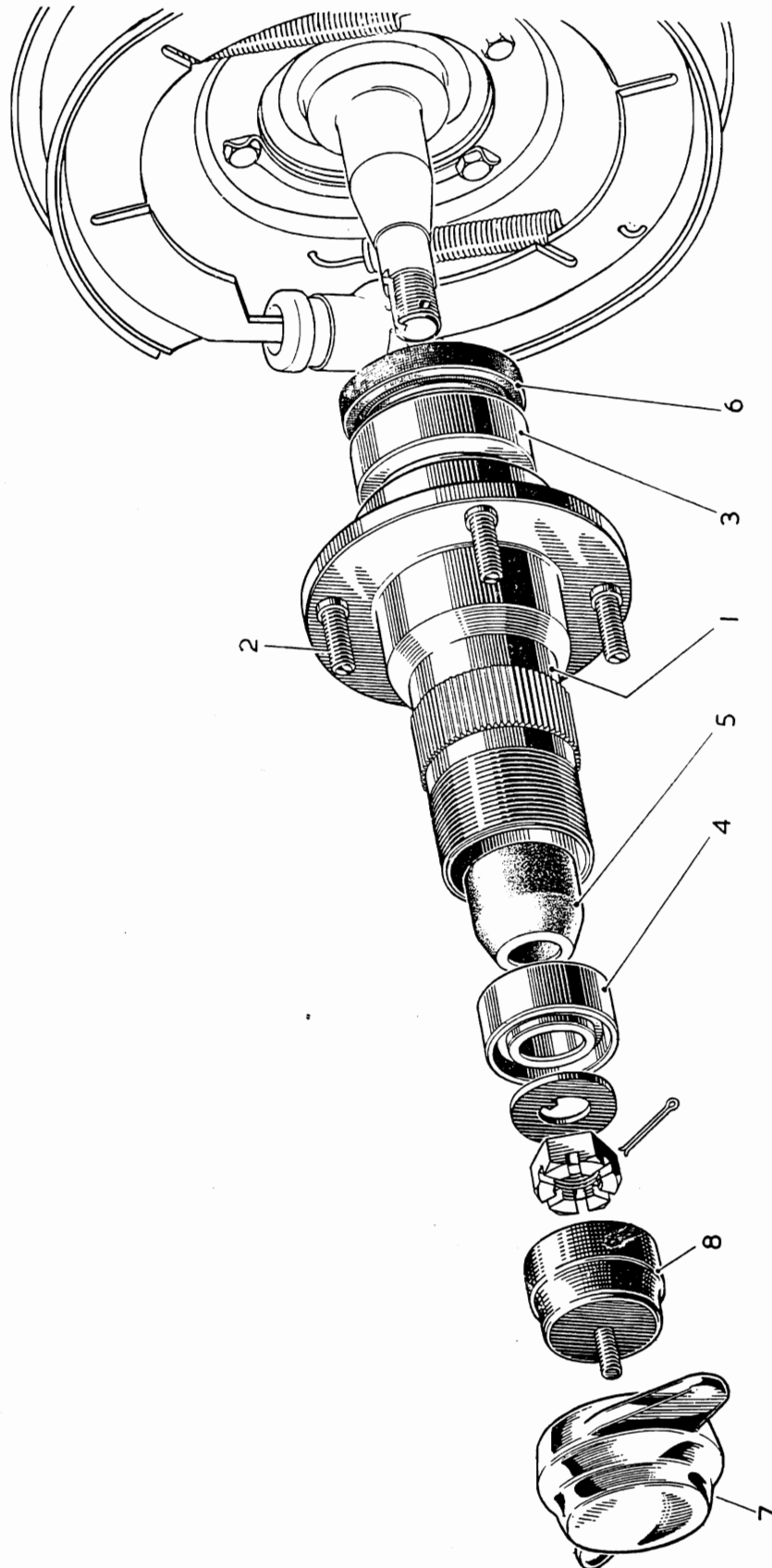
SPL 54



To face Front Suspension, page I

AUSTIN-HEALEY 100  
Publication 1050

# FRONT HUB—PLATE FA



SPL 55

# FRONT SUSPENSION AND FRONT BRAKES

Type	Range	Plate	Description	Number per Vehicle	Austin Part Number	Austin Service Journal Reference		
						Vol.	Section	Page
			<b>FRONT SUSPENSION</b>					
BN.1	C.I38031-C.E.221403		Front suspension assemblies, including shock absorber and swivel axle, less brakes and hubs, B.S.F. threads	2	58G 352	25	Brakes	1
	C.E.221404-228046 except *		Front suspension assemblies, including shock absorber and swivel axle, less brakes and hubs U.N.F. threads	2	58G 353			
BN.2	C.E.228047 on and *		Front suspension assemblies, including shock absorber and swivel axle, less brakes and hubs U.N.F. threads	2	58G 387			
	C.I38031-153854	F1	†Front shock absorbers with arms ...	2	3H 3045	24	Suspension	11
	C.I53855-C.E.219136		†Front shock absorbers with arms ...	2	1B 8935	24	Suspension	19
	C.E.219137 on		Front shock absorbers with arms (use 1B 4459) ...	2	1B 4403	25	Suspension	5
			†Front shock absorbers with arms ...	2	1B 4459			
			Shock absorber valves (special fitting for racing purposes with shock absorbers 1B 4459 only) ...	2	17H 65			
			Setscrews, shock absorbers to frame ...	8	HZS0608			
			Shakeproof washers ...	8	LWZ 106			
		F2	Bolts for arms ...	2	HBN0620			
			Nuts for bolts ...	2	FNN 106			
			Spring washers ...	2	LWN 106			
		F3	Clamping bolts for arms to shaft ...	2	HBN0616			
		F4	Nuts for bolts ...	2	FNN 106			
		F5	Spring washers ...	2	LWN 106			
		F6	Trunnion links, upper ...	2	1A 4760			
		F7	Bearings, steel and rubber ...	4	1A 4761			
	C.I38031-C.E.221403	F8	Fulcrum pins, B.S.F. thread ...	2	1A 4762	25	Brakes	1
	C.E.221404 on	F9	Nuts for fulcrum pins, B.S.F. thread ...	2	2K 6319			
			Fulcrum pins, U.N.F. thread ...	2	IG 4349			
			Nuts for fulcrum pins, U.N.F. thread ...	2	FNN 407			
		F10	Split pins ...	2	CPS 0308			
			Rebound buffers ...	4	IG 4276			
			Setscrews to frame ...	4	HZS0405			
			Spring washers ...	4	LWN 104			
BN.1	C.I38031-C.E.228046 except *	F11	Lower links ...	4	1A 4763			
BN.2	C.E.228047 on and *		Lower link, right hand front, left hand rear ...	2	1B 4366			
			Lower link, left hand front, right hand rear ...	2	1B 4365			
	R.H.S., C.I38975-C.E.229625 L.H.S., C.I38031-C.E.230077	F12	Bushes for front lower links, outer end (use IG 4346 with 3H 3028) ...	2	1A 4789			
	R.H.S., C.E.229626 on L.H.S., C.E.230078 on		Bushes for front lower links, outer end, U.N.F. thread ...	2	IG 4346			
	R.H.S., C.I38975-C.E.229625 L.H.S., C.I38031-C.E.230077	F13	Bushes for rear lower links, outer end (use IG 4348) ...	2	1A 4790			

\* C.E.227505, 227511, 227514, 227536, 227542, 28008, 228026.

† Can be supplied reconditioned on Home Market, quote part numbers 1B 4459R, 1B 8935R or 3H 3045R.

Type	Range	Plate	Description	Number per Vehicle	Austin Part Number	Austin Service Journal Reference		
						Vol.	Section	Page
BN.1	R.H.S., C.E.229626 on L.H.S., C.E.230078 on	F14	<b>Bushes for rear lower links, outer end, U.N.F. thread</b> ... ..	2	IG 4348	24	Stores Data	35
			Cork rings (use IG 4505) ... ..	4	IA 4764			
BN.2	C.I.38031-C.E.228046	F15	Cork rings ... ..	4	IG 4505			
			Cotters for bushes, B.S.F. ... ..	4	IA 4759			
BN.2	C.E.228047 on	F16	Nuts for cotters, B.S.F. ... ..	4	2K 8829			
			Cotters for bushes, U.N.F. ... ..	4	IG 4354			
		F17	Nuts for cotters, U.N.F. ... ..	4	53K 1662			
			Grease nipples, A.N.F. thread ...	2	2H 2794			
			Washers, fibre, for 2H 2794 ...	2	2K 4958			
			Grease nipples, U.N.F. thread ...	2	3H 3028			
			Washers, fibre, for 3H 3028 ...	2	2K 4974			
		F18	<b>Fulcrum pins, outer, links to swivel axles</b> ... ..	2	IA 4788			
	C.I.38031-C.E.221403	F19	Cotters, fulcrum pins to swivel axles, B.S.F. ... ..	2	2K 6385	25	Brakes	I
		F20	Nuts for cotters, B.S.F. ... ..	2	2K 3975			
			Cotters, fulcrum pins to swivel axles, U.N.F. ... ..	2	51K 1764			
	C.E.221404 on		Cotters, fulcrum pins to swivel axles, U.N.F. (alternative to 51K 1764) ...	2	51K 1770			
			Nuts for cotters, U.N.F. ... ..	2	FNN 104			
			Spring washers ... ..	2	LWN 204			
		F21	<b>Bearings for lower links inner end</b> ...	8	IA 4781			
		F22	<b>Fulcrum pins, inner links to frame</b> ...	4	IA 4782			
		F23	Nuts for fulcrum pins ... ..	4	2K 3997			
			Special washers ... ..	4	IA 4785			
			Split pins ... ..	4	CPS 0308			
BN.1	C.I.38031-C.E.228046 except *	F24	<b>Front road springs, coil</b> ... ..	2	IB 4315			
BN.2	C.E.228047 on and *		<b>Front road springs, coil</b> ... ..	2	IB 4484			
BN.1	C.I.38031-C.E.228046 except *	F25	<b>Spring seats with bumper</b> ... ..	2	IA 4798			
BN.2	C.E.228047 on and *		<b>Spring seats with bumper</b> ... ..	2	IB 4505			
			Spring seats only ... ..	2	IG 4279			
	R.H.S., C.I.38975-C.E.230659	F26	Bolts, seats to links ... ..	4	2K 8558			
	L.H.S., C.I.38031-C.E.230683	F27	Bolts, seats and anti-roll bar plates to links ... ..	4	2K 5675			
		F28	Nuts for bolts ... ..	8	2K 7917			
		F29	Shakeproof washers ... ..	8	2K 7131			
			Bolts, seats to links ... ..	4	HBZ0618			
	R.H.S., C.E.230660 on		Bolts, seats and anti-roll bar plates to links ... ..	4	HBZ0620			
	L.H.S., C.E.230684 on		Nuts for bolts ... ..	8	LNZ 206			
			Washers ... ..	8	2K 6056			
			Spring washers ... ..	8	LWZ 106			
BN.1	C.I.38031-C.E.228046 except *	F30	<b>Bumpers with bolts</b> ... ..	2	IG 4275			
		F31	Nuts for bolts ... ..	4	2K 3976			
		F32	Spring washers ... ..	4	2K 5319			
BN.2	C.E.228047 on and *		<b>Bumpers with bolts</b> ... ..	2	IB 4501			
			Nuts for bolts ... ..	4	FNZ 105			
			Spring washers ... ..	4	2K 5319			
		F33	<b>Anti-roll bar plate, right hand</b> ...	1	IB 7354			
			<b>Anti-roll bar plate, left hand</b> ...	1	IB 7355			
		F34	<b>Anti-roll bar links</b> ... ..	2	IB 7358			
		F35	Rubber bushes for links (yellow) ...	8	3H 3079			
		F36	Washers, top, for bushes ... ..	4	2K 6842			
		F37	Washers, bottom, for bushes ... ..	4	6K 9582			
		F38	Nuts for links ... ..	4	LNZ 305			
		F39	<b>Anti-roll bar</b> ... ..	1	IB 7346			
			<b>Anti-roll bar, stiff, for racing (special fitting only)</b> ... ..	1	7H 1721			
		F40	Rubber bearings for anti-roll bar ...	2	IB 7357			
		F41	Straps for bearings ... ..	2	IB 7356			
		F42	Setscrews for straps ... ..	4	52K 2036			
		F43	Spring washers ... ..	4	2K 5319			

\* C.E.227505, 227511, 227514, 227536, 227542, 228008, 228026.

## 2 FRONT SUSPENSION

Revised June, 1956

EDITION 3

AUSTIN-HEALEY 100

Publication 1050

Type	Range	Plate	Description	Number per Vehicle	Austin Part Number	Austin Service Journal Reference		
						Vol.	Section	Page
BN.1	C.138031-C.E.221403	F44 F45 F46	Swivel axles with bushes, B.S.F. ...	2	IA 4740	25	Brakes	I
			Grease nipples, B.S.F. ...	4	2H 2792			
BN.2	C.E.221404-228046 except *	F47 F48	Nuts, B.S.F. ...	2	6K 879			
			Swivel axles with bushes, U.N.F. ...	2	IG 4351	25	Brakes	I
BN.1	C.E.228047 on and * C.E.221404 on	F49 F50	Swivel axles with bushes, U.N.F. ...	2	IB 4448			
			Grease nipples, U.N.F. ...	2	3H 2192			
BN.2	C.138031-C.E.221403	F51 F53	Nuts, U.N.F. ...	2	5IK 330			
			Special washers for swivel axle nuts ...	2	IA 4742	25	Brakes	I
BN.1	C.E.221404 on	F52	Split pins for swivel axle nuts ...	2	CPS 0410			
			Swivel axle bushes, top ...	2	IA 4744			
BN.2	C.138031-C.E.221403	F55 F56	Swivel axle bushes, bottom ...	2	IA 4745	25	Brakes	I
			Swivel axle pins with fulcrum pin for lower links, B.S.F. ...	2	IA 4802			
BN.1	C.E.221404 on	F57 F58	Swivel axle pins only, B.S.F. ...	2	IB 4331			
			Nuts for swivel axle pins B.S.F. ...	2	2K 5919	25	Brakes	I
BN.2	C.138031-C.E.228046 except *	F59	Swivel pins with fulcrum pin for lower links, U.N.F. ...	2	IG 4344			
			Swivel pins only, U.N.F. ...	2	IG 4345			
BN.1	C.E.228047 on and *	FA1 FA2	Nuts for swivel pins, U.N.F. ...	2	5IK 329	25	Brakes	I
			Cork rings ...	2	IA 4746			
BN.2	C.138031-C.E.221403	FA3 FA4	Split pins ...	2	CPS 0410			
			Swivel axle thrust washers ...	2	IA 4751	25	Brakes	I
BN.1	C.E.221404 on	FA5 FA6	Floating thrust washers, .052"/.057" thick ...	4	IA 4752			
			Floating thrust washers, .058"/.063" thick ...	4	IA 4753			
BN.2	C.138031-C.E.228046 except *	FA7 FA8	Floating thrust washers, .064"/.069" thick ...	4	IA 4754			
			Dust excluder tubes, top, for swivel pins ...	2	IG 4271	25	Brakes	I
BN.1	C.E.228047 on and *	FA9 FA10	Dust excluder tubes, bottom, for swivel pins ...	2	IA 4756			
			Springs ...	2	2K 8951			
BN.2	C.138031-C.E.221403	FA11 FA12	†Front hub with studs, less bearings, right hand ...	1	IB 4320	25	Brakes	I
			†Front hub with studs, less bearings, left hand ...	1	IB 4321			
BN.1	C.E.221404 on	FA13 FA14	Studs for brake drums ...	8	IB 4322			
			Self-locking nuts for studs ...	8	6K 303	25	Brakes	I
BN.2	C.138031-C.E.228046 except *	FA15 FA16	Spring washers ...	8	LWZ 207			
			†Ball bearings, inner, 1 1/4" x 2 3/4" x 1 1/8" ...	2	IG 4400			
BN.1	C.E.228047 on and *	FA17 FA18	†Ball bearings, outer, 3/4" x 2" x 1 1/8" ...	2	IG 4401	25	Brakes	I
			Distance pieces ...	2	IG 4402			
BN.2	C.138031-C.E.221403	FA19 FA20	Oil seals (use 8G 554) ...	2	ALT-59			
			Oil seals ...	2	8G 554	25	Brakes	I
BN.1	C.E.221404 on	FA21 FA22	Front hub with studs, less bearings, right hand ...	1	IB 4478			
			Front hub with studs, less bearings, left hand ...	1	IB 4481	25	Brakes	I
BN.2	C.138031-C.E.228046 except *	FA23 FA24	Studs for brake drums ...	8	IB 4416			
			Nuts for studs ...	8	FNZ 507			
BN.1	C.E.228047 on and *	FA25 FA26	Spring washers ...	8	LWZ 207	25	Brakes	I
			Taper roller bearings, inner ...	2	IB 4399			
BN.2	C.138031-C.E.221403	FA27 FA28	Taper roller bearings, outer ...	2	IB 4400			
			Oil seals ...	2	8G 554	25	Brakes	I
BN.1	C.E.221404 on	FA29 FA30	Hub caps—see Road Wheels section...					
			Dust caps for hubs ...	2	IB 4316			

\* C.E.227505, 227511, 227514, 227536, 227542, 228008, 228026.

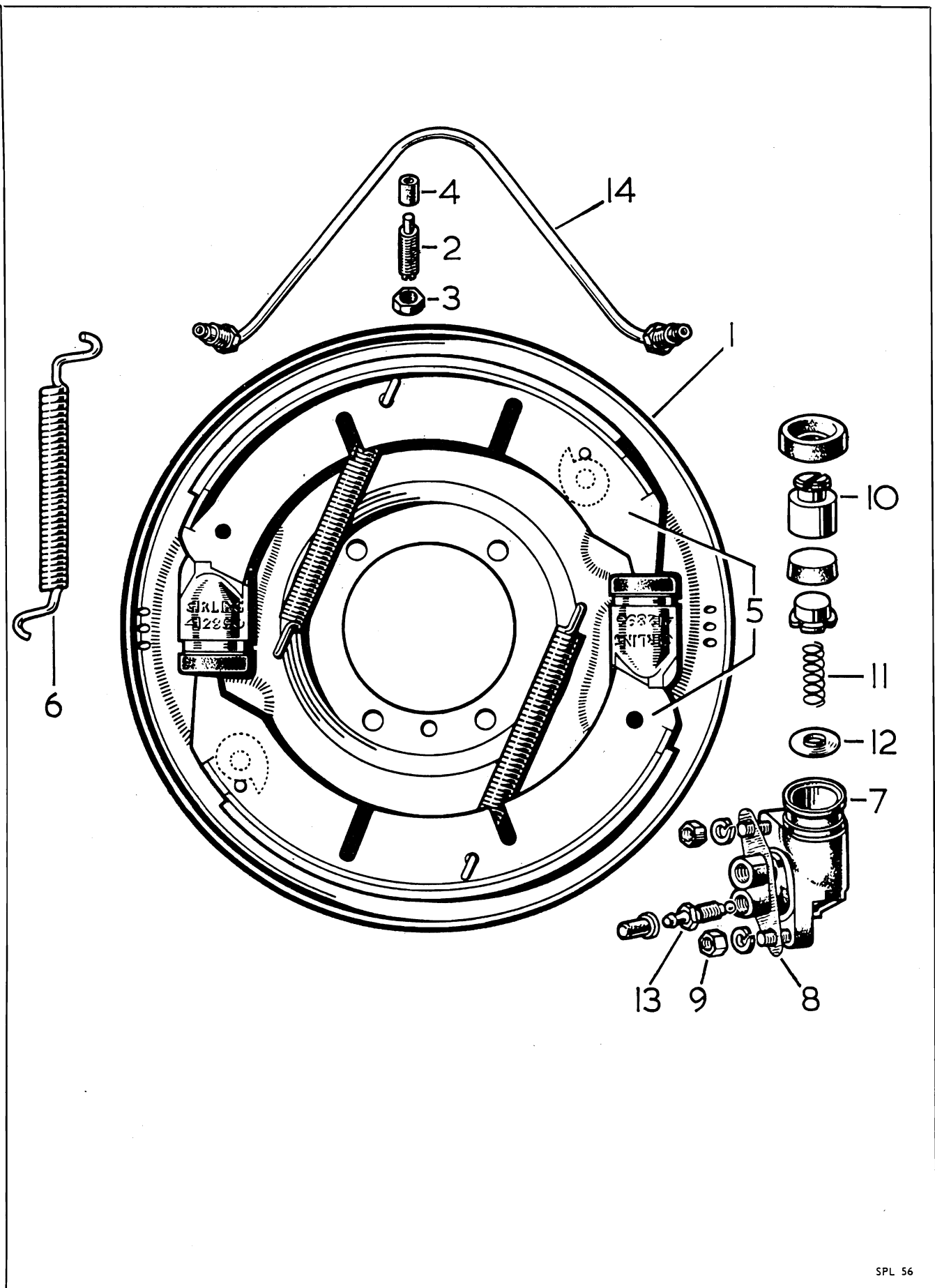
† Special hubs and bearings for racing cars are listed on this Front Suspension section, page 4.



Type	Range	Plate	Description	Number per Vehicle	Austin Part Number	Austin Service Journal Reference		
						Vol.	Section	Page
BN.I	C.138031-C.E.228046 except *		<b>SPECIAL FOR RACING CARS</b>					
			Front hub with studs, less bearings, right hand ... ..	1	IB 4393	25	Suspension	6
			Front hub with studs, less bearings, left hand ... ..	1	IB 4394			
			Taper roller bearings, inner ...	2	IB 4397			
			Taper roller bearings, outer ...	2	IB 4398			
			Washers for swivel axle nuts ...	2	IB 4392			

\* C.E.227505, 227511, 227514, 227536, 227542, 228008, 228026.

FRONT BRAKES—PLATE FB



SPL 56

Type	Range	Plate	Description	Number per Vehicle	Austin Part Number	Austin Service Journal Reference		
						Vol.	Section	Page
			<b>FRONT BRAKES</b>					
BN.1	C.138031-C.E.228046 except *	{	Brake drums ... ..	2	IB 4276	24	Brakes	6
BN.2	C.E.228047 on and *		Brake drums, alfin (optional extra only) ... ..	2	7H 1825			
BN.1	C.138031-C.E.228046 except *	{	Brake drums ... ..	2	IB 4483	25	Brakes	1
BN.2	C.E.228047 on and *		Brake backplate, right hand ... ..	1	7H 4266			
BN.1	C.138031-C.E.228046 except *	{	Brake backplate, left hand ... ..	1	7H 4265	24	Suspension	7
BN.2	C.E.228047 on and *		Setscrews for swivel axles, B.S.F. ... ..	4	IE 7150			
BN.1	C.138031-C.E.228046 except *	{	Setscrews to swivel axles, U.N.F. ... ..	4	IG 4353			
BN.2	C.E.228047 on and *		Lockwashers (use IG 4471) ... ..	2	IG 4282			
BN.1	C.138031-C.E.228046 except *	{	Lockwashers ... ..	2	IG 4471			
BN.2	C.E.228047 on and *		Brake backplate, right hand ... ..	1	17H 4157			
BN.1	C.138031-C.E.228046 except *	{	Brake backplate, left hand ... ..	1	17H 4156			
BN.2	C.E.228047 on and *		Setscrews to swivel axles, U.N.F. ... ..	4	IB 4454			
BN.1	C.138031-C.E.228046 except *	{	Lockwashers ... ..	2	IB 4457			
BN.2	C.E.228047 on and *		Steady posts ... ..	4	7H 4146			
BN.1	C.138031-C.E.228046 except *	{	Locknuts $\frac{1}{16}$ " B.S.F. ... ..	4	7H 4008			
BN.2	C.E.228047 on and *		Felt bushes ... ..	4	7H 4429			
BN.1	C.138031-C.E.228046 except *	{	Steady posts ... ..	4	7H 4461			
BN.2	C.E.228047 on and *		Locknuts ... ..	4	7H 4991			
BN.1	C.138031-C.E.228046 except *	{	† Brake shoes with lining (front brakes)	1 set	P 4018			
BN.2	C.E.228047 on and *		** Lining set with rivets ... ..	1 set	P 4017			
BN.1	C.138031-C.E.228046 except *	{	Rivets ... ..	48	7H 4872			
BN.2	C.E.228047 on and *		† Brake shoes with lining (front brakes) ... ..	1 set	8G 4133			
BN.1	C.138031-C.E.228046 except *	{	** Lining set with rivets ... ..	1 set	8G 4134			
BN.2	C.E.228047 on and *		Rivets ... ..	48	7H 4989			
BN.1	C.138031-C.E.228046 except *	{	Brake shoe return spring set (front and rear brakes) ... ..	1 set	P 459			
BN.2	C.E.228047 on and *		Brake shoe return springs ... ..	4	7H 4259			
BN.1	C.138031-C.E.221403	{	Brake shoe return springs ... ..	4	7H 4581	25	Brakes	1
BN.2	C.E.221404 on		Wheel cylinder assemblies, 1" dia- meter, right hand ... ..	2	7H 4584			
BN.1	C.138031-C.E.221403	{	Wheel cylinder assemblies, 1" dia- meter, left hand ... ..	2	7H 4583	25	Brakes	1
BN.2	C.E.221404 on		Wheel cylinder assemblies, $\frac{7}{8}$ " dia- meter, right hand ... ..	2	7H 4643			
BN.1	C.138031-C.E.221403	{	Wheel cylinder assemblies, $\frac{7}{8}$ " dia- meter, left hand ... ..	2	7H 4644			
BN.2	C.E.221404 on		Joint washers, wheel cylinders to back- plates ... ..	4	7H 4687			
BN.1	C.138031-C.E.221403	{	Nuts, cylinders to backplates ... ..	8	52K 301	25	Brakes	1
BN.2	C.E.221404 on		Spring washers ... ..	8	2K 1210			
BN.1	C.138031-C.E.221403	{	Pistons, 1" diameter ... ..	4	7H 4585			
BN.2	C.E.221404 on		Pistons, $\frac{7}{8}$ " diameter ... ..	4	7H 4659			
BN.1	C.138031-C.E.221403	{	Springs for pistons ... ..	4	7H 4406			
BN.2	C.E.221404 on		Locators for springs ... ..	4	7H 4587			
BN.1	C.138031-C.E.221403	{	Bleed screws (use 7H 4868) ... ..	2	7H 4387	25	Brakes	1
BN.2	C.E.221404 on		Bleed screws ... ..	2	7H 4868			
BN.1	C.138031-C.E.221403	{	Wheel cylinder kits for 1" cylinders, containing seals, seal supports, dust covers, bleed screw balls and bleed screw dust cap ... ..	2	P 477	25	Brakes	1
BN.2	C.E.221404 on		Wheel cylinder kits for $\frac{7}{8}$ " cylinders, containing seals, seal supports, dust covers, bleed screw balls and bleed screw dust caps ... ..	2	P 476			

† Can be supplied reconditioned on Home Market, quote part number P 4018R or 8G 4133R.  
\* Export Market only.  
\* C.E.227505, 227511, 227514, 227536, 227542, 228008, 228026

† Can be supplied reconditioned on Home Market, quote part number P 4018R or 8G 4133R.

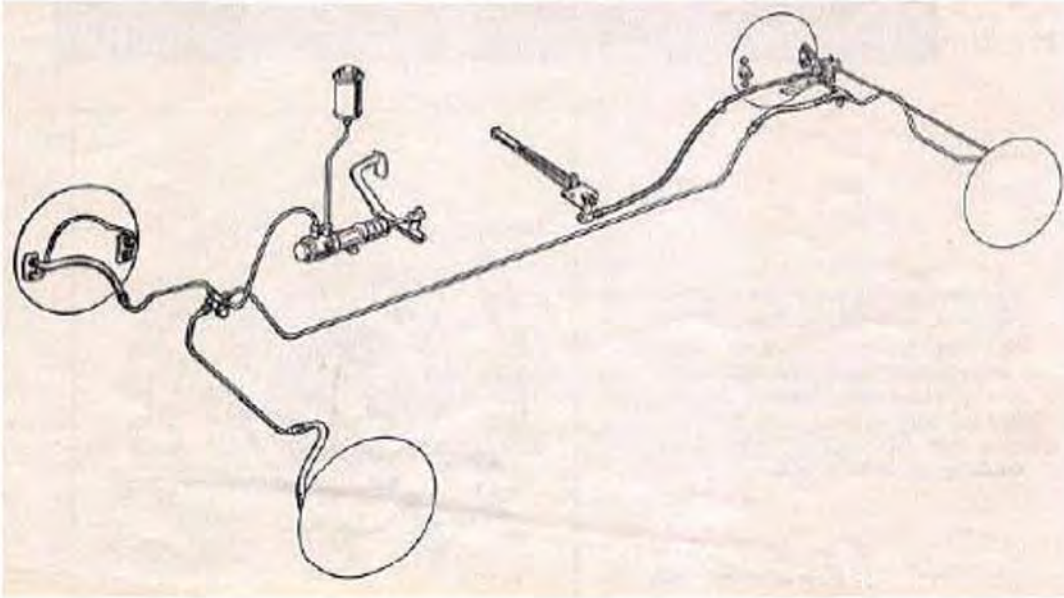
\* Export Market only.

\* C.E.227505, 227511, 227514, 227536, 227542, 228008, 228026

# BRAKE PIPES

There was no plate in the original Parts List.

This diagram was taken from Girling publication



AUSTIN-HEALEY 100

# BRAKE PIPES

Type	Range	Plate	Description	Number per Vehicle	Austin Part Number	Austin Service Journal Reference		
						Vol.	Section	Page
		FB14	Brake pipes, wheel cylinder to wheel cylinder, front brakes ... ..	2	IB 8358			
	C.138031—156813		Flexible brake hoses, A.N.F.... ..	3	IB 8874	24	Brakes	7
	C.156814—C.E.227559		Flexible brake hoses, front and rear brakes, U.N.F.... ..	3	2A 7227	25	Brakes	5
	C.E.227560 on	{	Flexible brake hoses, front ... ..	2	2A 7227			
			Flexible brake hose, rear ... ..	1	IB 7483			
			Copper washers for hoses ... ..	3	3H 870			
			Shakeproof washers ... ..	3	2K 7131			
			Nuts for hoses ... ..	3	FNZ 206			
			Locking plate, rear hose to bracket ...	1	IB 8965			
	C.E.227524 on	{	Brackets for front brake hoses ...	2	11B 5149	25	Brakes	4
			Bolts, brackets to frame ... ..	2	HZS0406			
			Nuts for bolts ... ..	2	FNZ 104			
			Spring washers ... ..	2	LWZ 204			
	C.138031—156813		Brake pipe, 5-way connection to right hand front brake hose, A.N.F. threads ... ..	1	IB 8862	24	Brakes	7
	C.156814—C.E.223135		Brake pipe, 5-way connection to right hand front brake hose, U.N.F. threads (use 11B 5108) ... ..	1	IB 8920			
	C.E.223136 on		Brake pipe, 5-way connection to right hand front brake hose, U.N.F. threads ... ..	1	11B 5108			
	C.138031—156813		Brake pipe, 5-way connection to left hand front brake hose, A.N.F. threads ... ..	1	IB 8864	24	Brakes	7
	C.156814—C.E.223135		Brake pipe, 5-way connection to left hand front brake hose, U.N.F. threads (use 11B 5110) ... ..	1	IB 8921			
	C.E.223136 on		Brake pipe, 5-way connection to left hand front brake hose, U.N.F. threads ... ..	1	11B 5110			
	C.138031—156813		5-way connection for brake pipes, A.N.F. threads ... ..	1	IB 8875	24	Brakes	7
	C.156814 on		5-way connection for brake pipes, U.N.F. threads ... ..	1	IB 8926			
			Setscrew, 5-way connection to boss ...	1	HBZ0401			
			Spring washer ... ..	1	2K 5894			
			Hydraulic stop light switch on 5-way connection ... ..	1	3H 1894			
	C.138031—156813	{	Brake pipe, master cylinder to 5-way connection, A.N.F. threads, R.H. Steering ... ..	1	IB 8860	24	Brakes	7
			Brake pipe, master cylinder to 5-way connection, A.N.F. threads, L.H. Steering ... ..	1	IB 8870			
	C.156814 on	{	Brake pipe, master cylinder to 5-way connection, U.N.F. threads, R.H. Steering ... ..	1	IB 8919			
			Brake pipe, master cylinder to 5-way connection, U.N.F. threads, L.H. Steering ... ..	1	IB 8924			

Type	Range	Plate	Description	Number per Vehicle	Austin Part Number	Austin Service Journal Reference		
						Vol.	Section	Page
	C.138031—156813	{	Brake pipe, supply tank to master cylinder, A.N.F. threads, R.H. Steering ... ..	1	IB 8868	24	Brakes	7
			Brake pipe, supply tank to master cylinder, A.N.F. threads, L.H. Steering ... ..	1	IB 8872			
	C.156814 on	{	Brake pipe, supply tank to master cylinder, U.N.F. threads, R.H. Steering ... ..	1	IB 8923	24	Brakes	7
			Brake pipe, supply tank to master cylinder, U.N.F. threads, L.H. Steering ... .. Spring clip for pipe, L.H. Steering only	1 1	IB 8925 2K 8932			
	C.138031—156813		Brake pipe, 5-way connection to rear brake hose, A.N.F. threads ...	1	IB 8866	24	Brakes	7
	C.156814 on		Brake pipe, 5-way connection to rear brake hose, U.N.F. threads ...	1	IB 8922			
	C.138031—C.E. 221535 C.E.221536 on		Bracket on axle for 3-way connection Setscrew, B.S.F., bracket to axle ... Setscrew, U.N.F., bracket to axle ... Spring washer ... ..	1 1 1 1	IB 7373 2K 3092 HZS0505 LWZ 105	25	Axle, rear	1
	C.138031—156813		3-way connection on rear axle for brake pipes, A.N.F. threads ...	1	3H 1873	24	Brakes	7
	C.156814 on		3-way connection on rear axle for brake pipes, U.N.F. threads ... Bolt to bracket ... .. Nut for bolt ... .. Spring washer ... ..	1 1 1 1	2A 5346 HZS0506 FNZ 105 LWZ 105			
	C.138031—156813	{	Brake pipe, 3-way connection on axle to right hand brake, A.N.F. threads	1	IG 7355	24	Brakes	7
			Brake pipe, 3-way connection on axle to left hand brake, A.N.F. threads	1	IG 7357			
	C.156814—C.E. 221535	{	Brake pipe, 3-way connection on rear axle to right hand brake, U.N.F. threads ... ..	1	IB 7396	25	Axle, rear	1
			Brake pipe, 3-way connection on rear axle to left hand brake, U.N.F. threads ... ..	1	IB7397			
	C.138031—C.E. 221535		Clip, pipe to gear carrier (on spiral bevel axle) ... ..	1	2K 5214			
	C.E.221536 on	{	Brake pipe, 3-way connection on rear axle to right hand brake ... ..	1	IB 7456			
			Brake pipe, 3-way connection on rear axle to left hand brake ... ..	1	IB 7458			
			Clip, pipe to gear corner (on hypoid axle) ... ..	1	2K 5218			
			Clip, pipe to axle case ... ..	1	2K 5217			
			Setscrew, clip to boss ... ..	1	HZS0404			
			Spring washer ... ..	1	LWZ 104			
			Clips for brake pipes ... ..	9	6K 35			

## 2 BRAKE PIPES

Revised June, 1956

EDITION 3

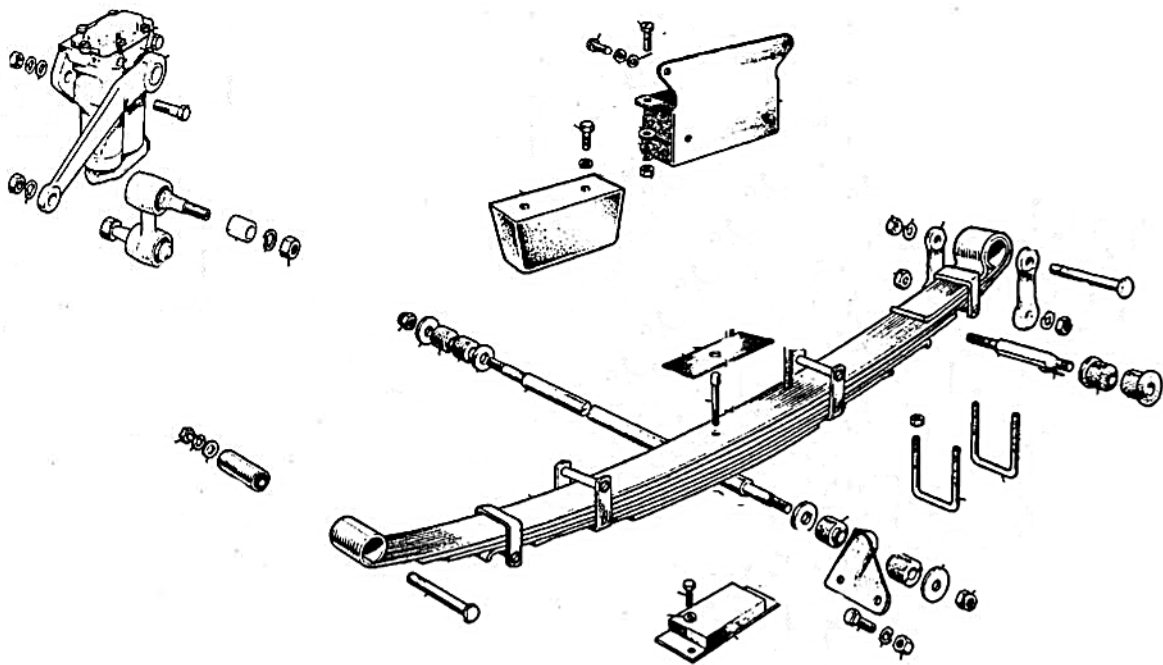
AUSTIN-HEALEY 100

Publication 1050

## REAR SUSPENSION

There was no plate in the original Parts List.

This diagram is from the Moss Catalogue



# REAR SUSPENSION

Type	Range	Place	Description	Number per Vehicle	Austin Part Number	Austin Service Journal Reference		
						Vol.	Section	Page
			<b>REAR ROAD SPRINGS</b>					
	C. 138031—148920	{	Rear springs with bushes ... ..	2	IB 8760	24	Suspension	1
			Main leaves with bushes ... ..	2	IB 8761			
	C. 148921—154646 except *	{	Rear springs with bushes ... ..	2	IB 8909	} 24	Suspension	8
			Main leaves with bushes ... ..	2	IB 8910			
	C. 154647—C.E. 221535 and *	{	Rear springs with bushes ... ..	2	IB 8929	} 25	Axle, rear	1
			Main leaves with bushes ... ..	2	IB 8930			
	C.E. 221536 on	{	Rear springs with bushes ... ..	2	IB 5075	24	Suspension	8
			Main leaves with bushes ... ..	2	IB 8930			
			Bushes, steel and rubber ... ..	4	2H 4605			
			1st zinc leaves, top ... ..	2	IB 8762			
			2nd zinc leaves ... ..	2	IB 8763			
			3rd zinc leaves ... ..	2	IB 8764			
			Toe bolts ... ..	2	IB 8759			
	C. 138031—154646 except *	{	Toe bolts ... ..	2	IB 8931	25	Axle, rear	1
	C. 154647—C.E. 221535 and *		Toe bolts ... ..	2	2A 5006			
	C.E. 221536 on		Nuts for bolts ... ..	2	FNZ 104			
	C. 138031—154646 except *		Rear spring clips ... ..	4	IG 5103	24	Suspension	8
	C. 154647—C.E. 221535 and *		Rear spring clips ... ..	4	IG 5271	25	Ax e, rear	1
	C.E. 221536 on	{	Rear spring clips ... ..	4	IB 8947	25		
			Plates for spring clips ... ..	2	IB 5071			
	C. 138031—C.E. 221535	{	Pads for springs (fibre) ... ..	2	IG 5753	} 25	Stores Data	36
			Packing pieces (tapered) ... ..	2	IB 7352			
	C. 138031—C.E. 221535	{	Nuts, B.S.F. ... ..	8	2K 7917	} 25	Suspension	3
			Spring washers ... ..	8	2K 5895			
	C.E. 221536 on		Nuts, U.N.F., nyloc ... ..	8	LNZ 206			
			Shackles, outer ... ..	2	IA 9222			
			Shackles, inner ... ..	2	IA 9223			
	C. 138031—C.E. 223219		Shackle pins, bottom, B.S.F. thread	2	IA 9224	25	Suspension	3
	C.E. 223220 on		Shackle pins, bottom, U.N.F. thread	2	IG 9320	25	Stores Data	36
			Bushes (use IG 9800) ... ..	4	IA 9221			
			Bushes ... ..	4	IG 9800	} 25	Suspension	3
	C. 138031—C.E. 223219	{	Locknuts, B.S.F. ... ..	4	2K 3986			
			Nuts, B.S.F. ... ..	2	2K 3977	} 25		
			Spring washers ... ..	4	2K 5863			
	C.E. 223220 on	{	Locknuts, U.N.F. ... ..	4	FNZ 206	} 25	Suspension	3
			Nuts, U.N.F. ... ..	2	FNZ 106			
			Spring washers ... ..	4	LWZ 206			
			Grease nipples ... ..	2	IB 7377			
	C. 138031—C.E. 223219	{	Rear spring pins, top and front, B.S.F. thread ... ..	4	IG 5672	} 25	Suspension	3
			Nuts for pins ... ..	4	2K 3978			
			Washers ... ..	2	2K 1205	} 25		
			Spring washers ... ..	4	2K 5861			
	C.E. 223220 on	{	Rear spring pins, top and front, U.N.F. thread ... ..	4	IG 9321	} 25	Suspension	3
			Nuts for pins, U.N.F. ... ..	4	FNZ 107			
			Washers ... ..	2	PWZ 107	} 25		
			Spring washers ... ..	4	LWZ 207			

\* 152233—152242, 152244, 152246, 152248—152252, 152254, 152255, 152257—152422, 152424—152475, 152477—152484, 152487, 152490—152505, 152507—152511, 152514—152540, 152542—152553, 152556—152559, 152562—152578, 152580—152736, 152739—152744, 152746—152768, 152770—152777, 152779—152935, 152937—152942, 152944, 152945, 152947—152949, 152951, 152953—152973, 152975, 152976, 152978—153320, 153799—153898, 154100—154645.



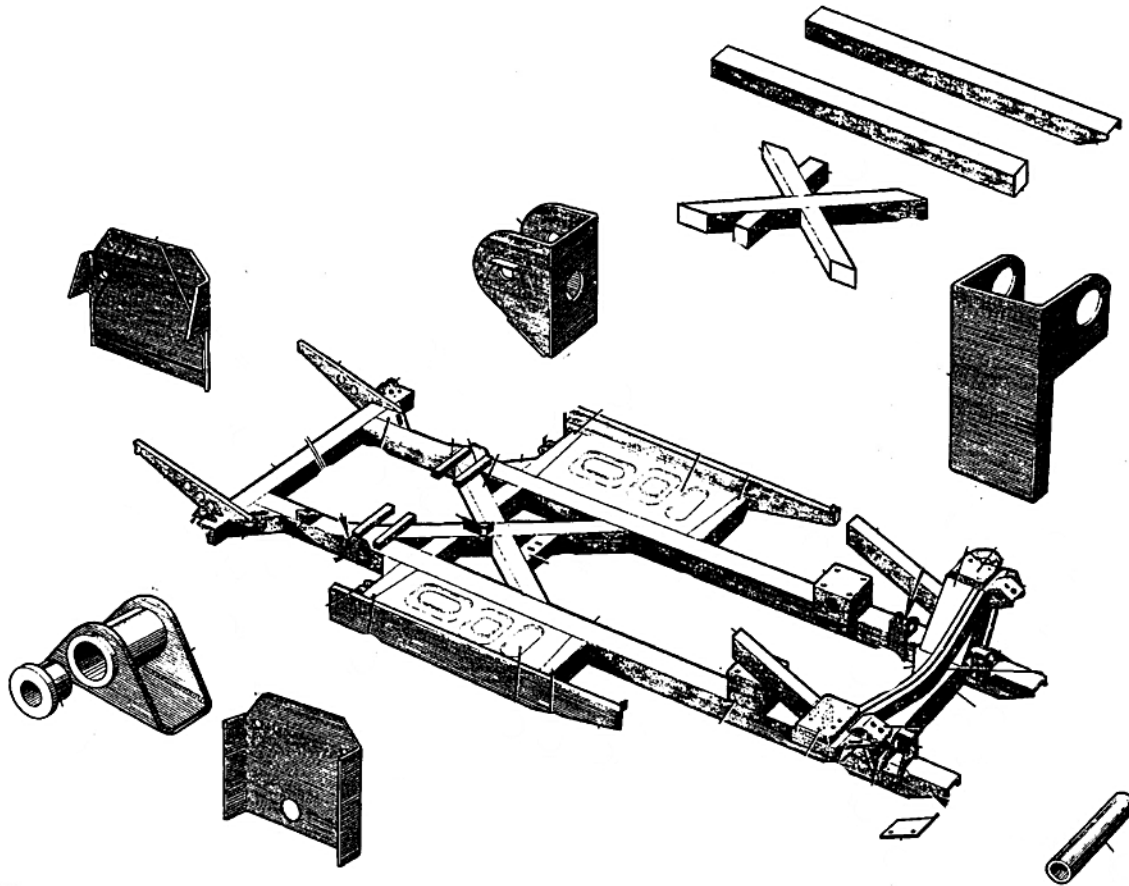
Type	Range	Plate	Description	Number per Vehicle	Austin Part Number	Austin Service Journal Reference		
						Vol.	Section	Page
			<b>REAR AXLE BUMPERS</b>					
	C. 138031—C.E. 221535		Rear axle bumper rubbers (on body)	2	IB 7365	25	Axle, rear	1
			Setscrews to brackets ... ..	2	52K 2036			
			Spring washers ... ..	2	2K 5319			
	C.E. 221536 on		Rear axle bumper rubbers (on axle) ...	2	11B 5068			
	C. 138031—146475		Brackets for bumpers (on body) ...	2	IB 7387	24	Suspension	4
	C. 146476—C.E. 221535		Brackets for bumpers (on body) ...	2	IB 7391	25	Axle, rear	1
	C.E. 221536 on		Brackets for bumpers (on body) ...	2	IB 7480			
			Bolts, brackets to body ... ..	8	HZS0404			
			Nuts for bolts ... ..	8	FNZ 104			
			Spring washers ... ..	8	LWZ 204			
			Washers ... ..	8	PWZ 104			
			Rear axle rebound stop rubbers ...	2	IB 7370			
			Setscrews to frame ... ..	4	HZS0405			
			Spring washers ... ..	4	2K 5894			
			<b>REAR SHOCK ABSORBERS AND TIE ROD</b>					
	C. 138031—C.E. 220087		Rear shock absorber with arm and link, right hand ... ..	1	IB 8807	24	Suspension	19
			Rear shock absorber with arm and link, left hand ... ..	1	IB 8808			
	C.E. 220088—221535		*Rear shock absorber with arm and link, right hand ... ..	1	IB 7444	25	Axle, rear	1
			*Rear shock absorber with arm and link, left hand ... ..	1	IB 7447			
	C.E. 221536 on		Rear shock absorber with arm and link, right hand ... ..	1	IB 7472			
	C. 138031—C.E. 221535		Rear shock absorber with arm and link, left hand ... ..	1	IB 7473	25	Axle, rear	1
			Bolts to frame, B.S.F. ... ..	4	52K 945			
			Nuts for bolts, B.S.F. ... ..	4	52K 1673			
			Spring washers ... ..	4	2K 5895			
			Bolts to frame, U.N.F. ... ..	4	HZS0608			
	C.E. 221536 on		Nuts for bolts ... ..	4	FNZ 506			
			Spring washers ... ..	4	LWZ 106			
	C. 138031—C.E. 221535		Links for shock absorbers ... ..	2	3H 3088	25	Axle, rear	1
			Nuts, links to arms ... ..	2	2K 3977			
			Spring washers ... ..	2	2K 5895			
			Nuts for pins to axle ... ..	2	2C 1042			
			Washers ... ..	2	2K 1205			
			Split pins ... ..	2	CPS 0310			
	C.E. 221536 on		Links for shock absorbers ... ..	2	IB 7463			
			Nuts, links to arms ... ..	2	FNZ 106			
			Spring washers ... ..	2	LWZ 106			
			Distance tubes, link pin to axle bracket ... ..	2	IB 7464			
			Nuts, link pins to axle ... ..	2	FNZ 107			
			Spring washers ... ..	2	LWZ 107			
	C. 138031—C.E. 221535		Rear axle tie rod ... ..	1	IB 7366	25	Axle, rear	1
			Bracket for tie rod ... ..	1	IB 7349			
			Bracket for tie rod ... ..	1	IB 7470			
			Bolts, bracket to axle ... ..	2	HZS0607			
			Nuts for bolts ... ..	2	FNZ 106			
			Spring washers ... ..	2	LWZ 106			
			Rubber bushes ... ..	4	3H 3079			
			Washers for bushes ... ..	2	2K 6842			
			Washers for bushes ... ..	2	IB 8811			
	C.E. 221536 on		Locknuts for tie rod ends ... ..	2	53K 1393			

\* Can be supplied reconditioned on Home Market, quote part numbers IB 7444R or IB 7447R.

# CHASSIS FRAME

There was no plate in the original Parts List.

This diagram is from the Moss Catalogue



# CHASSIS FRAME

Type	Range	Plate	Description	Number per Vehicle	Austin Part Number	Austin Service Journal Reference		
						Vol.	Section	Page
BN.1	C.138031-140204 C.140205-C.E.228046 except *		Chassis frame assembly ... ..	1	IB 8619			
			Chassis frame assembly (including the following assemblies which are welded together) ... ..	1	IB 8845			
BN.2	C.E.228047 on and *		Chassis frame assembly (including the following assemblies which are welded together) ... ..	1	IB 5112			
			Side member, right hand ... ..	1	IB 8620			
			Side member, left hand ... ..	1	IB 8623			
			Rear cross member ... ..	1	IB 8641			
			Corner gusset for cross member ... ..	1	IB 8658			
			Rear bumper bracket, right hand ... ..	1	IB 8651			
			Rear bumper bracket, left hand ... ..	1	IB 8653			
			Rear road spring rear brackets ... ..	2	IB 8648			
			Rear road spring front bracket, right hand ... ..	1	IB 8688			
			Rear road spring front bracket, left hand ... ..	1	IB 8689			
			Body mounting bracket, right hand, rear ... ..	1	IB 8662			
			Body mounting bracket, left hand, rear ... ..	1	IB 8665			
			Body mounting bracket, right hand, front ... ..	1	IB 8698			
			Body mounting bracket, left hand, front ... ..	1	IB 8699			
			Body inner side sill, right hand ... ..	1	IB 8770			
			Body inner side sill, left hand ... ..	1	IB 8771			
			Brake and clutch pedal support brackets ... ..	2	IB 8700			
			Brake master cylinder bracket (R.H. Steering only) ... ..	1	IB 8791			
			Engine mounting bracket, right hand ... ..	1	IB 8882			
			Engine mounting bracket, left hand ... ..	1	IB 8884			
			Reinforcements for mounting brackets ... ..	2	IB 8886			
			Engine bearer strut, right hand ... ..	1	IB 8670			
			Engine bearer strut, left hand ... ..	1	IB 8672			
			Front suspension housings ... ..	2	IB 8766			
			Suspension housing adaptor, left hand ... ..	1	IB 8840			
			Suspension housing adaptor, right hand ... ..	1	IB 8839			

\* C.E.227505, 227511, 227514, 227536, 227542, 228008, 228026.

Type	Range	Plate	Description	Number per Vehicle	Austin Part Number	Austin Service Journal Reference		
						Vol.	Section	Page
BN.I	{ C.138031-140204 C.140205-C.E.228046 except *		Front suspension lower link bracket, right hand, rear ... ..	1	IB 8683			
			Front suspension lower link bracket, right hand, front ... ..	1	IB 8678			
			Front suspension lower link bracket, left hand, rear ... ..	1	IB 8685			
			Front suspension lower link bracket, left hand, front ... ..	1	IB 8680			
			Front suspension bumper cups ...	2	IA 9203			
			Steering box brackets ... ..	2	IB 8731			
			Front cross member ... ..	1	IB 8703			
			Corner gussets for cross member ...	2	IB 8777			
			Overdrive mounting bearer ... ..	1	IB 8639			
			Overdrive mounting bearer ... ..	1	IB 8880			
* C.E.227505, 227511, 227514, 227536, 227542, 228008, 228026.								

## 2 CHASSIS FRAME

Revised June, 1956

EDITION 2

AUSTIN-HEALEY 100

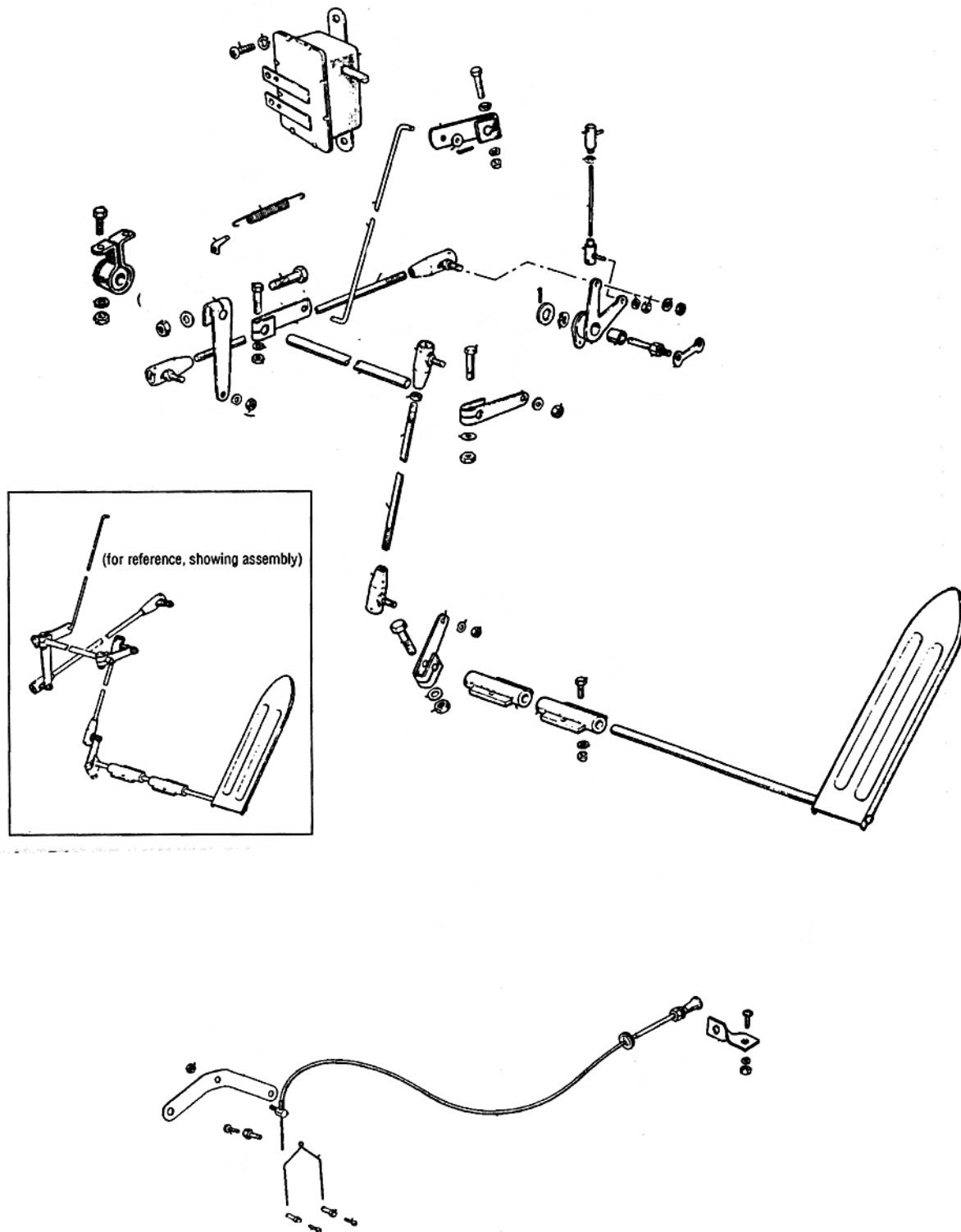
Publication 1050

# ENGINE CONTROLS

There was no plate in the original Parts List.

This diagram is from the Moss Catalogue

—PLATE 1



# CONTROLS

Type	Range	Plate	Description	Number per Vehicle	Austin Part Number	Austin Service Journal Reference		
						Vol.	Section	Page
			<b>ENGINE CONTROLS</b>					
			Accelerator pedal with shaft ... ..	1	IB 2775			
			Brackets for shaft ... ..	2	IB 2713			
			Screws, brackets to body ... ..	6	53K 1095			
			Nuts ... ..	6	FNZ 103			
			Spring washers ... ..	6	2K 1209			
			<b>R.H. Steering</b>					
			Accelerator pedal with shaft ... ..	1	IB 2716			
			Bracket for shaft ... ..	1	IB 2713			
			Screws, bracket to body ... ..	3	53K 1095			
			Nuts ... ..	3	FNZ 103			
			Spring washers ... ..	3	2K 1209			
			<b>L.H. Steering</b>					
			Lever for accelerator pedal shaft ...	1	IB 2891			
			Clamp bolt for lever ... ..	1	HZS0408			
			Nut ... ..	1	FNZ 104			
			Washer ... ..	1	PWZ 104			
	C.138031-148527		Control rod (B.A. threads), pedal shaft lever to relay lever (use IIB 2078) ... ..	1	IB 2696	24	Controls	2
	C.148528-C.E.223383		Control rod (B.A. threads), pedal shaft lever to relay lever (use IIB 2078) ... ..	1	2K 8277	25	Controls	6
	C.138031-C.E.223383		Ball joints for rod (use IIB 2044) ...	2	2H 22			
			Nuts, joints to levers and rod ...	3	2K 4012			
			Spring washers ... ..	3	LWN 203			
	C.E.223384 on		Control rod (U.N.F. threads), pedal shaft lever to relay lever ... ..	1	IIB 2078			
			Ball joints for rod ... ..	2	IIB 2044			
			Nuts, joints to levers and rod ...	3	FNZ 103			
			Spring washers ... ..	3	LWN 203			
			Accelerator relay rod ... ..	1	IB 2772			
			Bearings for rod ... ..	2	IB 2771			
			Screws, bearings to body ... ..	4	52K 1095			
			Nuts for screws ... ..	4	52K 325			
			Spring washers ... ..	4	2K 1209			
			<b>R.H. Steering</b>					
			Lever for relay rod, right hand ... ..	1	IB 2774			
			Lever for relay rod, left hand ... ..	1	IB 2773			
			Clamp bolts for levers ... ..	2	52K 2019			
			Nuts for bolts ... ..	2	52K 301			
			Spring washers ... ..	2	2K 5894			
			Accelerator relay bell-crank lever ... ..	1	IB 1675			
			Bush for lever ... ..	1	3H 960			
			Fulcrum pin for lever ... ..	1	IB 1678			
			Washer for nut ... ..	1	2K 5890			
			Nut, fulcrum pin to dash ... ..	1	2K 3977			
			Spring washer for nut ... ..	1	2K 5895			
			Double coil spring washer, lever to fulcrum pin ...	1	2K 2557			
			Plain washer ... ..	1	52K 1343			
			Split pin ... ..	1	CPS 0306			
	C.138031-C.E.223383		Control rod (B.A. threads), relay lever to bellcrank lever on carburettor shield (use IIB 2075) ...	1	IB 2695	25	Controls	6
			Ball joints for rod (use IIB 2044) ...	2	2H 22			
			Nuts, ball joints to lever and rod ...	3	2K 4012			
			Spring washers ... ..	3	LWN 205			

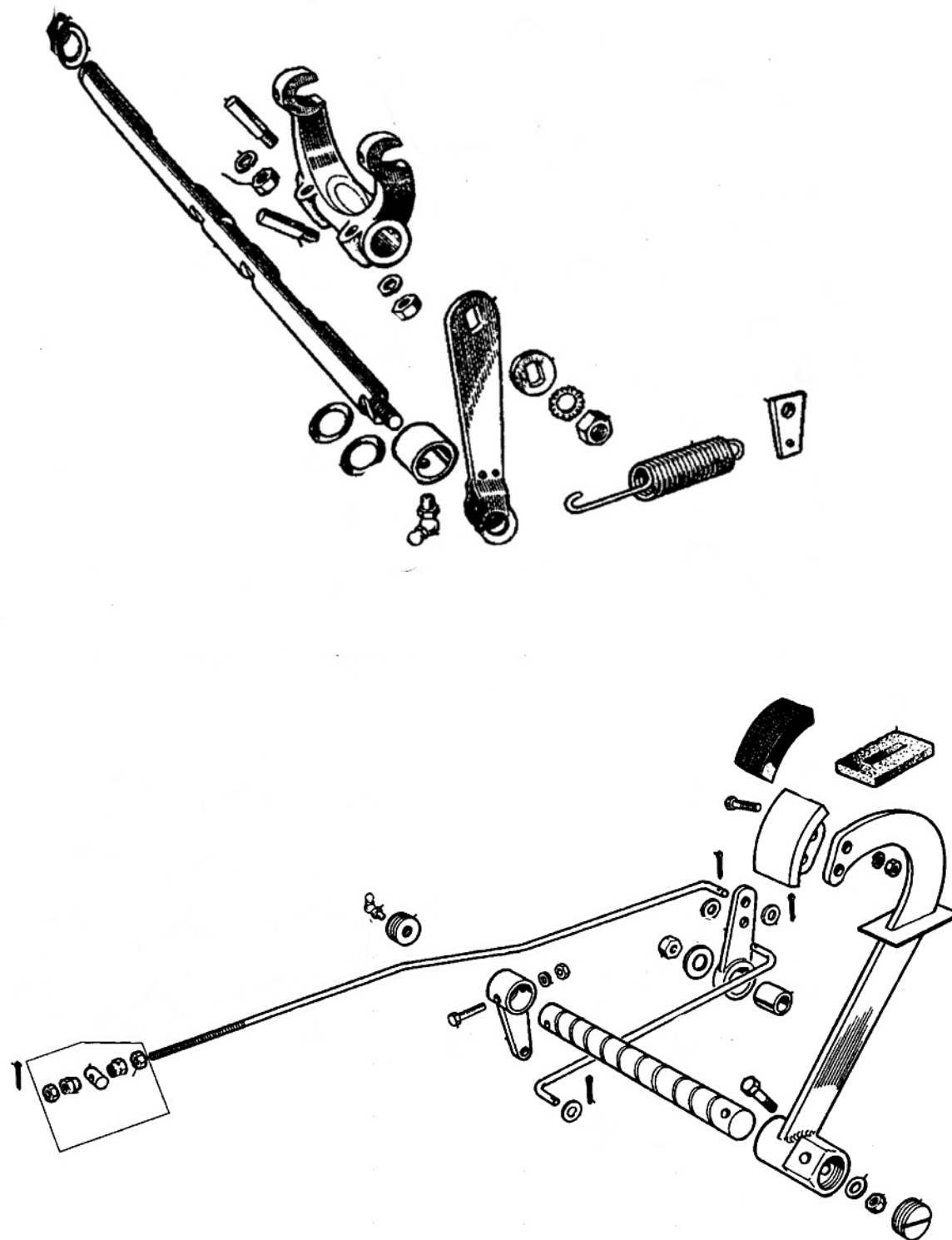
Type	Range	Plate	Description	Number per Vehicle	Austin Part Number	Austin Service Journal Reference		
						Vol.	Section	Page
	C.E.223384 on	AB49	<b>Control rod (U.N.F. threads), relay lever to bellcrank lever on carburettor shield</b> ... ..	1	11B 2075	25	Controls	6
			Ball joints for rod ... ..	2	11B 2044			
			Nuts, ball joints to levers and rod ...	3	FNZ 103			
			Spring washers ... ..	3	LWN 203			
		AB50	<b>Bellcrank lever on carburettor shield</b> ... ..	1	1B 2692			
			Bush for lever ... ..	1	3H 960			
			Fulcrum pin for lever ... ..	1	1B 1678			
			Stop pin for lever ... ..	1	2K 6146			
		AB51	Spring washer for stop pin ... ..	1	2K 1211			
			Lockwasher for fulcrum and stop pins	1	2K 4945			
		AB52	Double coil spring washer, lever to fulcrum pin ... ..	1	2K 2557			
			Plain washer ... ..	1	52K 1343			
		AB53	Split pin ... ..	1	CPS 0306			
	C.138031-C.E.223383		<b>Control rod (B.A. threads), bellcrank on carburettor shield to throttle spindle lever (use 11B 2074)</b> ...	1	1B 2694			
			Ball joints (use 11B 2044) ... ..	2	2H 22			
			Nuts, ball joints to levers and rod ...	3	2K 4012			
			Spring washers ... ..	3	LWN 203			
	C.E.223384 on		<b>Control rod (U.N.F. threads), bellcrank on carburettor shield to throttle spindle lever</b> ... ..	1	11B 2074			
			Ball joints ... ..	2	11B 2044			
			Nuts, ball joints to levers and rod ...	3	FNZ 103			
			Spring washers ... ..	3	LWN 203			
			<b>Throttle connecting spindle</b> ... ..	1	1B 1690			
			Universal couplings for spindle ...	2	3H 1841			
			<b>Accelerator return spring</b> ... ..	1	1B 2711			
			Bracket for spring ... ..	1	1B 2714			
			<b>Overdrive rotary switch lever, top</b> ... ..	1	1B 2834			
			Bolt, lever to switch ... ..	1	52K 129			
			Plain washer ... ..	1	PWZ 103			
			Nut ... ..	1	FNZ 103			
			<b>Link, throttle to overdrive rotary switch</b> ... ..	1	1B 2720			
			Split pin for link ... ..	1	2K 1381			
			<b>Eye for link, L.H. Steering</b> ... ..	1	1B 2721			
			<b>Overdrive rotary switch lever, bottom, R.H. Steering</b> ... ..	1	1B 2835			
			Bolt, lever to accelerator relay shaft ...	1	52K 129			
			Plain washer ... ..	1	PWZ 103			
			Nut ... ..	1	FNZ 103			
			<b>Choke control abutment bracket</b> ... ..	1	1B 2719			
			Abutment pin for outer control cable ...	1	1B 2718			
			Locknut for pin ... ..	1	53K 1392			
			Spring steel connecting wire for jet levers ... ..	1	1B 2698			
			Trunnions, connecting wire to jet levers ... ..	2	1B 2697			
			Setscrews for trunnions ... ..	2	52K 1023			
			Trunnion connecting wire to control inner cable ... ..	1	1B 2697			
			Setscrews for trunnion ... ..	1	52K 1023			

# CLUTCH CONTROLS

There was no plate in the original Parts List.

This diagram is from the Moss Catalogue

PLATE 1





Type	Range	Plate	Description	Number per Vehicle	Austin Part Number	Austin Service Journal Reference		
						Vol.	Section	Page
			<b>CLUTCH CONTROLS</b>					
			Clutch pedal pad ... ..	1	IB 8750			
			Rubber cover for pad ... ..	1	IB 8751			
			Bolts, pedal pad to pedal ... ..	2	52K 2019			
			Nuts for bolts ... ..	2	52K 301			
			Spring washers ... ..	2	2K 5894			
			Sponge rubber draught excluder for pedal ... ..	1	IB 8838			
			Clutch pedal lever, R.H. Steering ...	1	IB 8796			
			Clutch pedal lever, L.H. Steering ...	1	IB 8738			
			Bolt, clutch pedal to shaft ... ..	1	52K 30			
			Washer ... ..	1	52K 1342			
			Locknut for bolt ... ..	1	LNZ 305			
			Clutch and brake pedal shaft, R.H. Steering ... ..	1	IB 8793			
			Clutch and brake pedal shaft, L.H. Steering ... ..	1	IB 8728			
			Plug for shaft ... ..	1	IB 8729			
			Plug, with screwed hole, for grease nipple ... ..	1	IB 8730			
			Grease nipple ... ..	1	3H 2192			
			Spacing sleeve for pedal shaft, R.H. Steering ... ..	1	IB 8798			
			Lever, on shaft, for clutch connecting rod ... ..	1	IB 8752			
			Bolt, lever to shaft ... ..	1	HBZ0514			
			Washer for bolt ... ..	1	52K 1342			
			Locknut for bolt ... ..	1	LNZ 305			
			Clutch connecting rod, non-adjustable	1	IB 8753			
			Washers ... ..	2	PWZ 105			
			Split pins ... ..	2	CPS 0306			
			Clutch relay lever ... ..	1	IB 8727			
			Bush ... ..	1	IB 8821			
			Washer ... ..	1	IB 8806			
			Locknut ... ..	1	53K 1393			
			Clutch connecting rod, adjustable ...	1	IB 8743			
			Washers ... ..	2	52K 1342			
			Split pins ... ..	2	CPS 0306			
			Adjusting nuts ... ..	2	IB 8749			
			Locknuts ... ..	2	FNZ 205			
			Trunnion ... ..	1	IB 8748			
			Clutch return spring ... ..	1	IG 5999			
			Anchor for spring ... ..	1	IB 8805			
BN.2	C.E.228047 on and *	}	Clutch housing with bushes ... ..	1	IB 3703			
			Oil seal ... ..	1	IB 3719			
			Bolts, gearbox to rear plate ... ..	5	HBZ0610			
			Dowel bolts ... ..	2	2K 7717			
			Nuts for bolts ... ..	7	FNZ 106			
			Spring washers ... ..	7	LWZ 206			
BN.1	C.138031-C.E.228046 except *		Clutch operating shaft, R.H. Steering	1	IB 3507			
BN.2	C.E.228047 on and *		Clutch operating shaft, R.H. Steering	1	IB 3716			
BN.1	C.138031-C.E.228046 except *		Clutch operating shaft, L.H. Steering	1	IB 8765			

\* C.E.227505, 227511, 227514, 227536, 227542, 228008, 228026.

Type	Range	Plate	Description	Number per Vehicle	Austin Part Number	Austin Service Journal Reference		
						Vol.	Section	Page
BN.2	C.E.228047 on and *		<b>Clutch operating shaft, L.H. Steering</b>	1	IB 3717			
			Washer ... ..	1	2K 8133			
			Spring ring ... ..	1	IF 3349			
			Shims, .010" thick ... ..	as req.	6K 383			
			Shims, .015" thick ... ..	as req.	6K 384			
			<b>Bushes for shaft, in gearbox casing ...</b>	4	3H 1235			
			Grease nipples ... ..	2	2H 2791			
			<b>Lever for clutch operating shaft ...</b>	1	IB 8741			
			Nut, B.S.F., R.H. Steering ... ..	1	2K 3978			
			Nut, U.N.F., L.H. Steering ... ..	1	FNZ 107			
			Washer ... ..	1	IB 3321			
			Shakeproof washer ... ..	1	2K 8072			
			Trunnion ... ..	1	IG 4077			
BN.1	C.138031-C.E.228046 except *		<b>Clutch withdrawal fork ... ..</b>	1	IB 3509			
BN.2	C.E.228047 on and *		<b>Clutch withdrawal fork ... ..</b>	1	IB 3311			
			Cotters ... ..	2	2K 6305			
			Nuts ... ..	2	2K 3975			
			Spring washers ... ..	2	LWN 204			
			<b>FOOTBRAKE CONTROLS</b>					
			<b>Brake pedal pad ... ..</b>	1	IB 8750			
			Rubber cover for pad ... ..	1	IB 8751			
			Bolts, pad to pedal ... ..	2	52K 2019			
			Nuts for bolts ... ..	2	52K 301			
			Spring washers ... ..	2	2K 5894			
			Sponge rubber dust excluder for pedal	1	IB 8838			
	C.138031-C.E.222780		<b>Brake pedal lever, R.H. Steering (use IIB 5102) ... ..</b>	1	IB 8794	25	Controls	3
	C.E.222781 on		<b>Brake pedal lever, R.H. Steering ...</b>	1	IIB 5102			
	C.138031-C.E.222780		<b>Brake pedal lever, L.H. Steering (use IIB 5101) ... ..</b>	1	IB 8644	25	Controls	3
	C.E.222781 on		<b>Brake pedal lever, L.H. Steering ...</b>	1	IIB 5101			
			<b>Push rod fork for brake master cylinder, R.H. Steering ... ..</b>	1	IB 8804			
			<b>Push rod fork with extension for brake master cylinder, L.H. Steering...</b>	1	IB 8745			
			Locknut, fork to push rod ... ..	1	2K 3976			
			Clevis pin for fork ... ..	1	2K 5622			
			Washer for clevis pin ... ..	1	52K 1342			
			Split pin ... ..	1	CPS 0304			
			<b>Brake return spring, R.H. Steering ...</b>	1	IB 8814			
			Eye for spring ... ..	1	IB 8822			
			<b>Brake return spring, L.H. Steering ...</b>	1	IB 8813			
			Eye for spring ... ..	1	IB 8812			

\* C.E.227505, 227511, 227514, 227536, 227542, 228008, 228026.

## 4 CONTROLS

Revised June, 1956

EDITION 2

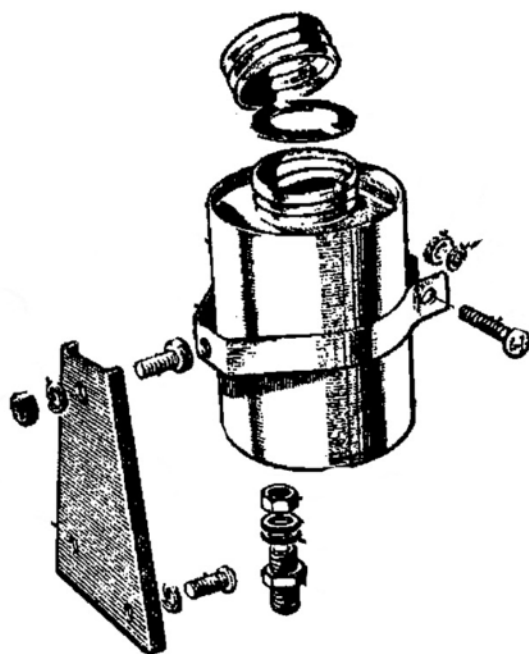
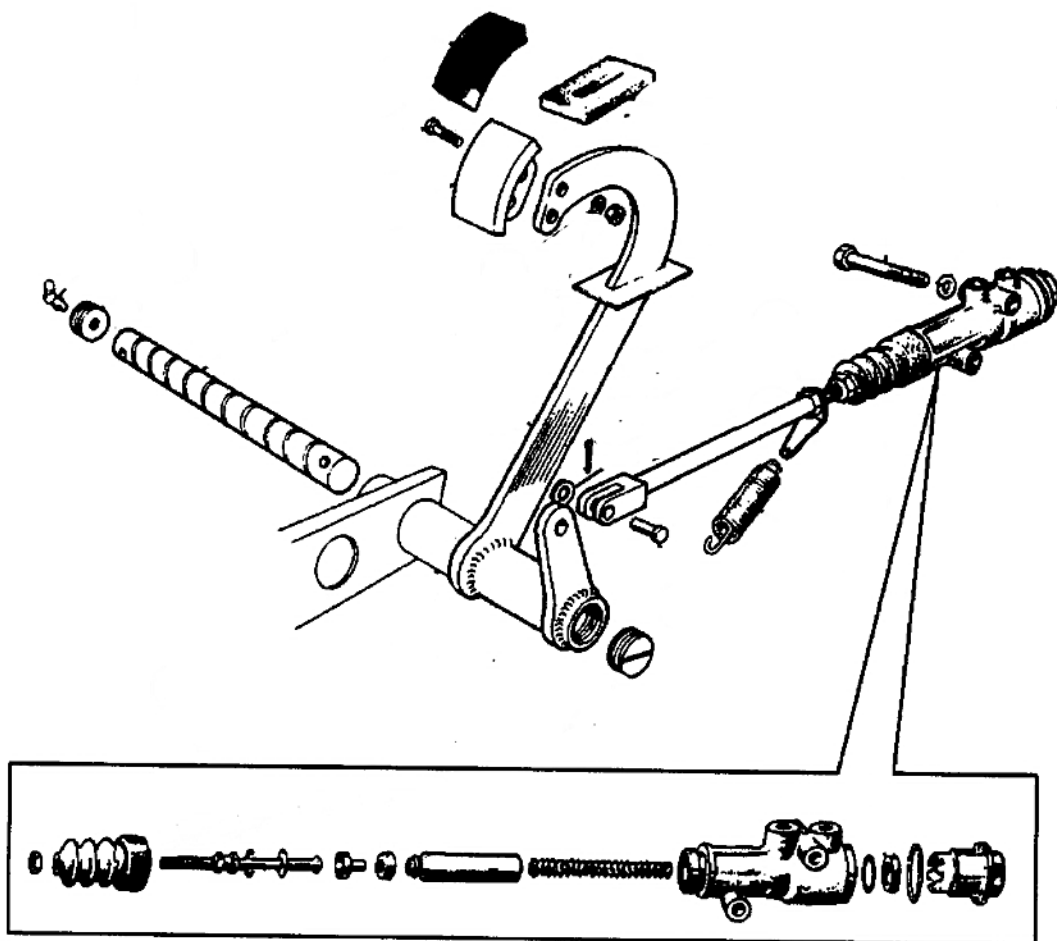
AUSTIN-HEALEY 100

Publication 1050

# MASTER CYLINDER & SUPPLY TANK

There was no plate in the original Parts List.

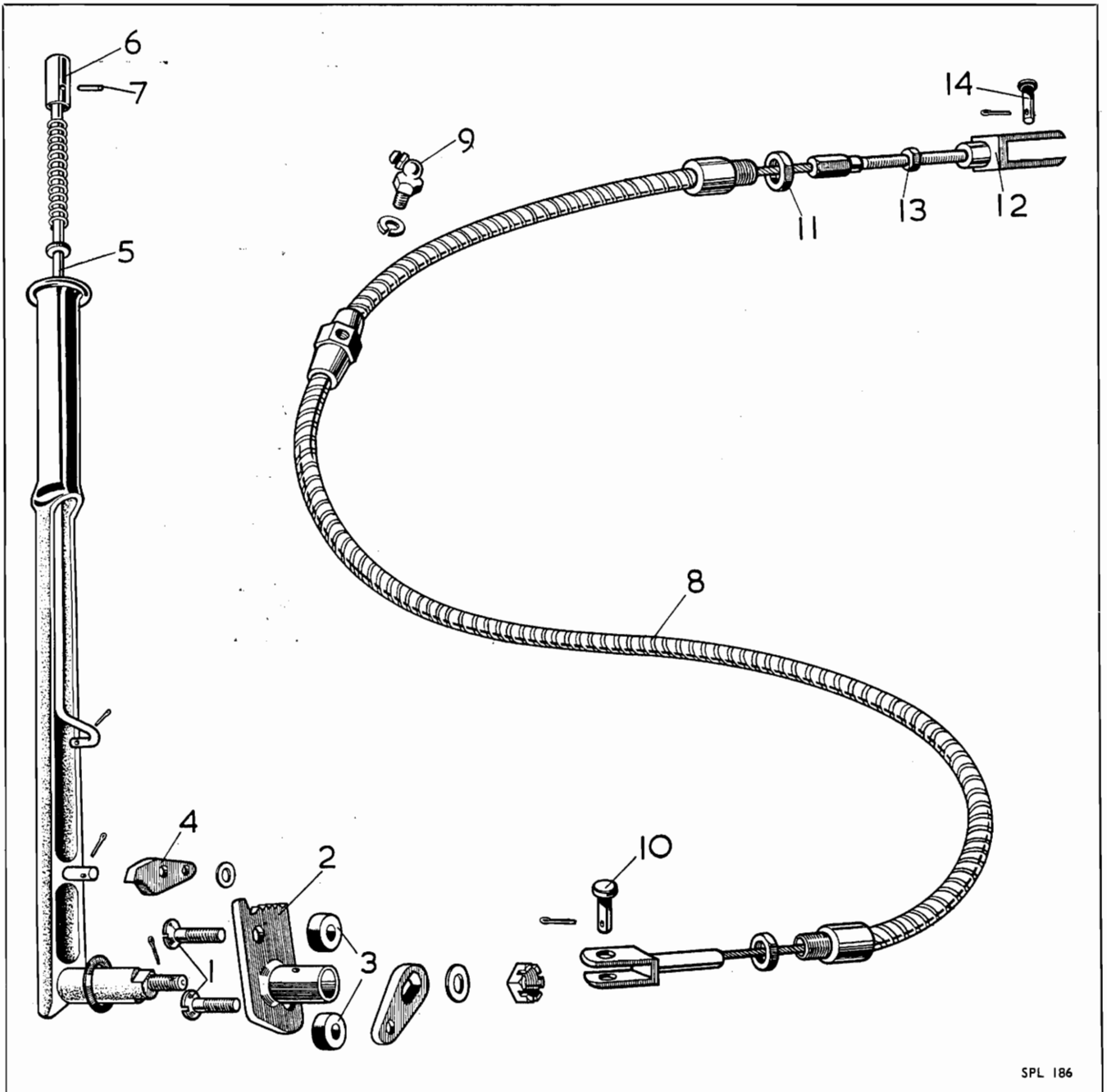
This diagram is from the Moss Catalogue



Type	Range	Plate	Description	Number per Vehicle	Austin Part Number	Austin Service Journal Reference		
						Vol.	Section	Page
BN.2	C.E.228047 on and *		<b>Clutch operating shaft, L.H. Steering</b>	1	IB 3717			
			Washer ... ..	1	2K 8133			
			Spring ring ... ..	1	IF 3349			
			Shims, .010" thick ... ..	as req.	6K 383			
			Shims, .015" thick ... ..	as req.	6K 384			
			<b>Bushes for shaft, in gearbox casing ...</b>	4	3H 1235			
			Grease nipples ... ..	2	2H 2791			
			<b>Lever for clutch operating shaft ...</b>	1	IB 8741			
			Nut, B.S.F., R.H. Steering ... ..	1	2K 3978			
			Nut, U.N.F., L.H. Steering ... ..	1	FNZ 107			
			Washer ... ..	1	IB 3321			
			Shakeproof washer ... ..	1	2K 8072			
			Trunnion ... ..	1	IG 4077			
BN.1	C.138031-C.E.228046 except *		<b>Clutch withdrawal fork ... ..</b>	1	IB 3509			
BN.2	C.E.228047 on and *		<b>Clutch withdrawal fork ... ..</b>	1	IB 3311			
			Cotters ... ..	2	2K 6305			
			Nuts ... ..	2	2K 3975			
			Spring washers ... ..	2	LWN 204			
			<b>FOOTBRAKE CONTROLS</b>					
			<b>Brake pedal pad ... ..</b>	1	IB 8750			
			Rubber cover for pad ... ..	1	IB 8751			
			Bolts, pad to pedal ... ..	2	52K 2019			
			Nuts for bolts ... ..	2	52K 301			
			Spring washers ... ..	2	2K 5894			
			Sponge rubber dust excluder for pedal	1	IB 8838			
	C.138031-C.E.222780		<b>Brake pedal lever, R.H. Steering (use IIB 5102) ... ..</b>	1	IB 8794	25	Controls	3
	C.E.222781 on		<b>Brake pedal lever, R.H. Steering ...</b>	1	IIB 5102			
	C.138031-C.E.222780		<b>Brake pedal lever, L.H. Steering (use IIB 5101) ... ..</b>	1	IB 8644	25	Controls	3
	C.E.222781 on		<b>Brake pedal lever, L.H. Steering ...</b>	1	IIB 5101			
			<b>Push rod fork for brake master cylinder, R.H. Steering ... ..</b>	1	IB 8804			
			<b>Push rod fork with extension for brake master cylinder, L.H. Steering... ..</b>	1	IB 8745			
			Locknut, fork to push rod ... ..	1	2K 3976			
			Clevis pin for fork ... ..	1	2K 5622			
			Washer for clevis pin ... ..	1	52K 1342			
			Split pin ... ..	1	CPS 0304			
			<b>Brake return spring, R.H. Steering ...</b>	1	IB 8814			
			Eye for spring ... ..	1	IB 8822			
			<b>Brake return spring, L.H. Steering ...</b>	1	IB 8813			
			Eye for spring ... ..	1	IB 8812			

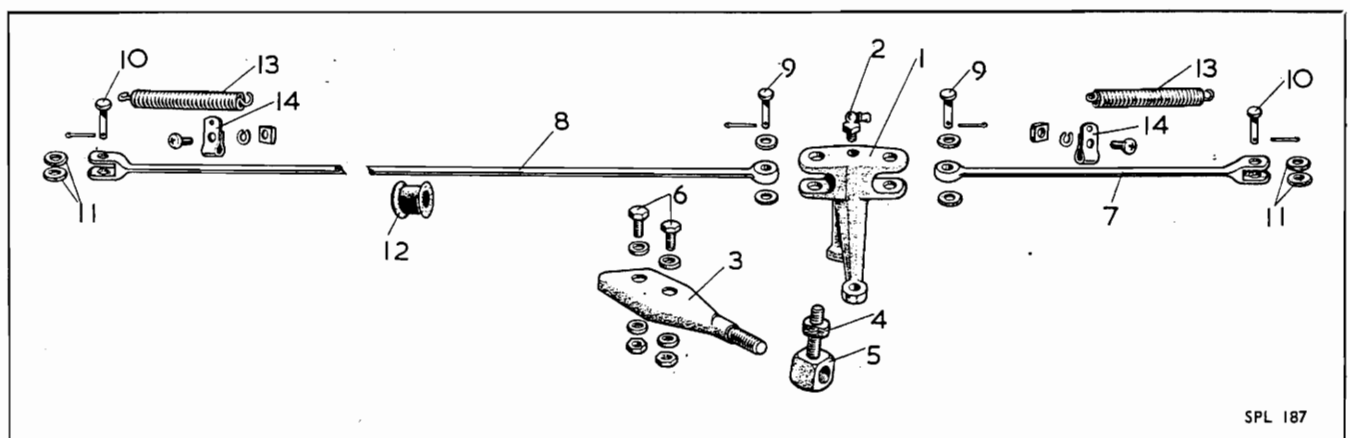
\* C.E.227505, 227511, 227514, 227536, 227542, 228008, 228026.

Type	Range	Plate	Description	Number per Vehicle	Austin Part Number	Austin Service Journal Reference		
						Vol.	Section	Page
			<b>BRAKE MASTER CYLINDER</b>					
			Master cylinder assembly with screwed push rod (use IB 8927) ...	1	3H 1842	24	Brakes	7
			Master cylinder assembly with screwed push rod ... ..	1	IB 8927			
			Packing piece for master cylinder ... ..	1	IB 8803			
			Screw, packing piece to bracket ... ..	1	52K 1226			
			Setscrews, master cylinder to bracket ... ..	2	52K 1576			
			Spring washers ... ..	2	2K 5319			
			Setscrews, master cylinder to frame ... ..	2	52K 1574			
			Spring washers ... ..	2	2K 5319			
			Master cylinder kit ... ..	1	P 730			
			<b>SUPPLY TANK</b>					
			Supply tank (use IG 9501) ... ..	1	3H 920	24	Brakes	7
			Supply tank ... ..	1	IG 9501			
			Cap ... ..	1	7H 4379			
			Washer for cap ... ..	1	7H 4301			
			Clip with screw and nut ... ..	1	3H 599			
			Bracket for tank, R.H. Steering ...	1	IG 9244			
			Bracket for tank, L.H. Steering ...	1	IB 8877			
			Bolts, tank to bracket ... ..	2	HZS0404			
			Nuts for bolts ... ..	2	FNZ 104			
			Spring washers ... ..	2	2K 5894			



SPL 186

BRAKES, MECHANICAL—PLATE DF



SPL 187

AUSTIN-HEALEY 100

Publication 1050

EDITION 2

To face Controls; page 6

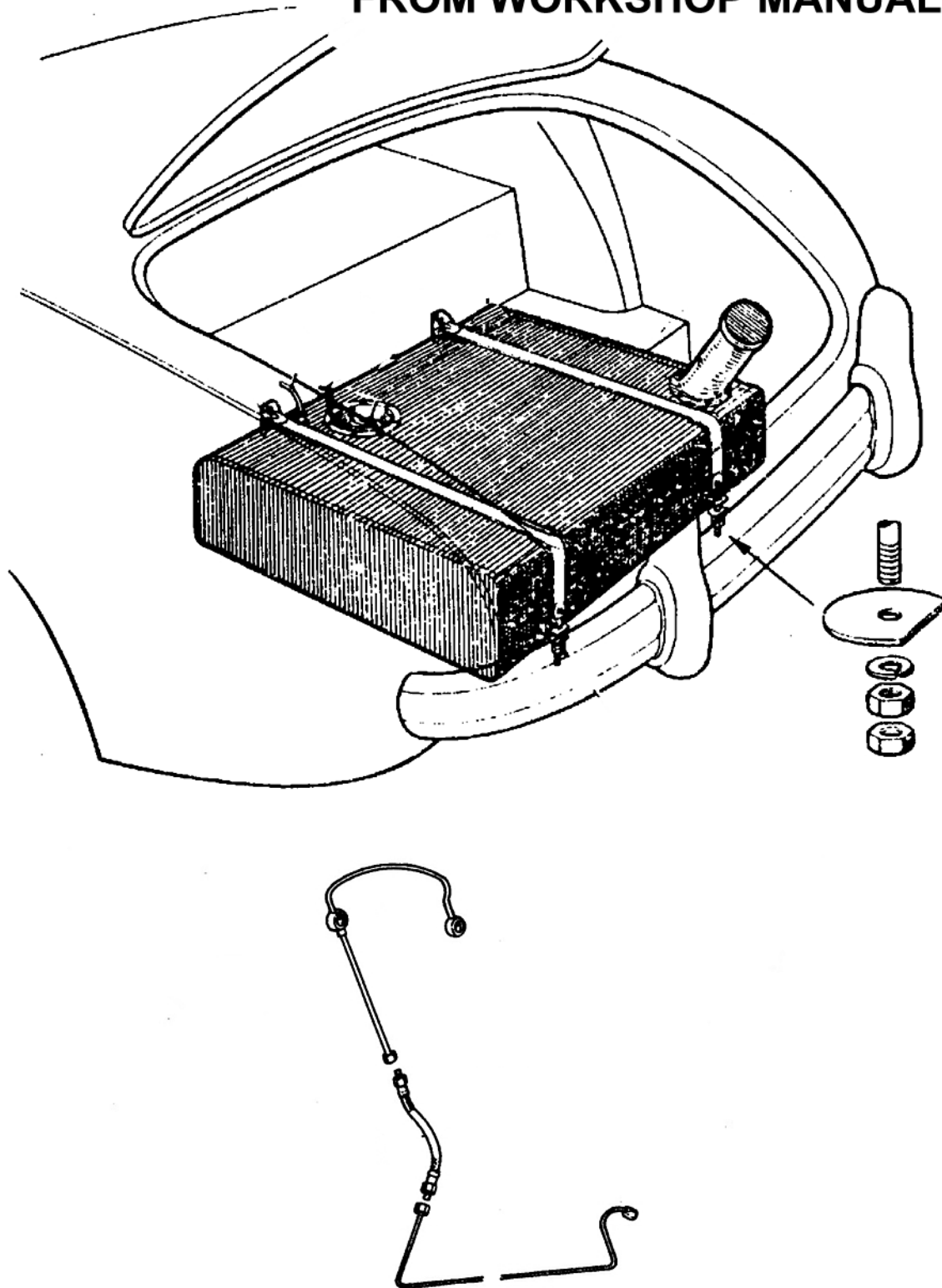
Type	Range	Plate	Description	Number per Vehicle	Austin Part Number	Austin Service Journal Reference		
						Vol.	Section	Page
			<b>HANDBRAKE CONTROLS</b>					
	C.138031—149902		Handbrake lever assembly ... ..	1	IB 8769	24	Brakes	2
			Setscrews to body ... ..	2	IB 8859			
			Ratchet plate ... ..	1	7H 5925			
	C.149903 on	DG1	Handbrake lever assembly ... ..	1	IB 8893	25	Axle, rear	1
			Setscrews to body ... ..	2	IB 8895			
		DG2	Ratchet plate ... ..	1	7H 5926			
		DG3	Distances pieces ... ..	2	IB 8896			
		DG4	Pawl for ratchet ... ..	1	7H 5924			
		DG5	Rod for pawl ... ..	1	7H 5929			
		DG6	Knob for rod ... ..	1	7H 5930			
		DG7	Pin for knob ... ..	1	7H 5931			
		DG8	Handbrake cable assembly ... ..	1	IB 7361			
		DG9	Grease nipple for cable ... ..	1	2H 2794			
		DG10	Clevis pin, handbrake lever end ... ..	1	2K 5622			
			Washer for pin ... ..	1	PWZ105			
			Split pin ... ..	1	CPS0306			
		DG11	Locknut for outer cable abutment bracket ... ..	1	IB 7364			
			Spring clips for cable ... ..	2	6K 342			
		DG12	Fork for cable, balance lever end ... ..	1	IB 7362			
		DG13	Locknut for fork ... ..	1	FNZ 204			
		DG14	Joint pin, fork to balance lever ... ..	1	2K 5221			
			Washer for pin ... ..	1	PWZ105			
			Split pin ... ..	1	CPS 0204			
	C.138031— C.E.221535		Brake balance lever assembly ... ..	1	IG 7296			
			Balance lever only ... ..	1	IA 7778			
			Grease nipple ... ..	1	2H 2792			
			Carrier for balance lever ... ..	1	IA 4678			
			Felt ring ... ..	1	2K 5213			
			Support with pin ... ..	1	IG 7288			
			Bolts, support to bracket on axle ... ..	2	2K 3092			
			Nuts for bolts ... ..	2	2K 3976			
			Washers ... ..	2	2K 1203			
			Spring washers ... ..	2	2K 5319			
	C.E.221536 on	DF1	Brake balance lever assembly ... ..	1	IG 7537			
		DF2	Balance lever only ... ..	1	IG 7485			
		DF3	Grease nipple ... ..	1	3H 2192			
		DF4	Carrier ... ..	1	IG 7484			
		DF5	Felt ring for carrier ... ..	1	2K 5213			
		DF6	Support with pin ... ..	1	IG 7538			
			Bolts, support to bracket on axle ... ..	2	HZS0506			
			Nuts for bolts ... ..	2	FNZ 105			
			Plain washers ... ..	2	PWZ 105			
			Spring washers ... ..	2	LWZ 105			
	C.138031—C.E.221535		Brake cross rod, short, right hand ... ..	1	IG 7412	25	Axle, rear	1
			Brake cross rod, long, left hand ... ..	1	IG 7413			
	C.E.221536 on	DF7	Brake cross rod, short, right hand ... ..	1	ATC7251			
		DF8	Brake cross rod, long, left hand ... ..	1	IG 7549			
		DF9	Joint pins to balance lever ... ..	2	2K 5243			
		DF10	Joint pins to brakes ... ..	2	2K 6930			
			Split pins ... ..	4	CPS 0206			
		DF11	Felt rings ... ..	8	2K 5291			
		DF12	Rubber ferrule for steady ... ..	1	IB 5329			
	C.E.221536 on	DF13	Springs, handbrake pull-off ... ..	2	2H 1641			
		DF14	Clips, on brake cross rods, for springs ... ..	2	IG 7574			
			Screws for clips ... ..	2	PMZ0306			
			Nuts for screws ... ..	2	NZS 103			
			Spring washers ... ..	2	LWZ 203			

# PETROL TANK & PIPING

There was no plate in the original Parts List.

This diagram is from the Moss Catalogue

**FROM WORKSHOP MANUAL**





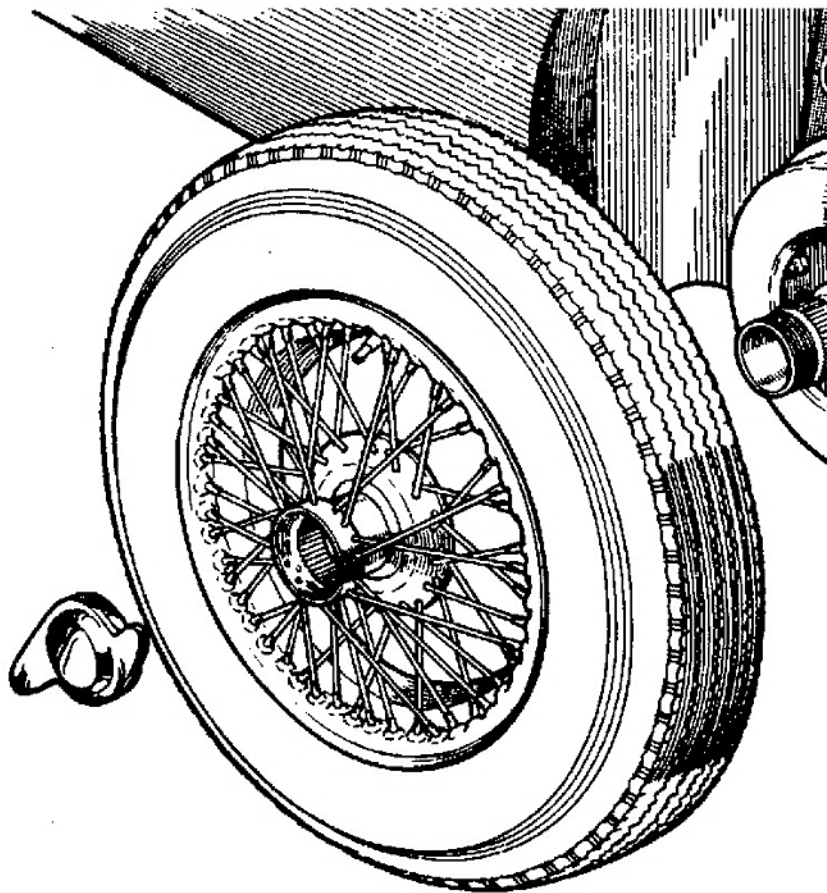
# PETROL TANK AND PIPING

Type	Range	Plate	Description	Number per Vehicle	Austin Part Number	Austin Service Journal Reference		
						Vol.	Section	Page
			Petrol tank with drain plug, less unit for gauge ... ..	1	IB 2574			
			Petrol tank, 15 gallons (Special orders only) ... ..	1	7H 1714			
			Petrol tank, 25 gallons (Special orders only) ... ..	1	7H 1716			
			Drain plug (use 2A 380 with 6K 638) ...	1	2F 4249	24	Stores Data	16
			Washer ... ..	1	2F 4250			
			Drain plug ... ..	1	2A 380			
			Washer, aluminium ... ..	1	6K 638			
			Tank unit for gauge ... ..	1	IB 2736			
			Joint washer ... ..	1	2H 1082			
			Screws, unit to tank ... ..	6	2K 6428			
			Spring washers ... ..	6	2K 1369			
			Petrol filler cap with cable ... ..	1	IB 2782			
	To C.151607 C.151608 on		Straps, tank to body ... ..	2	IB 2785	24	Stores Data	11
			Straps, tank to body ... ..	2	IB 2929			
			Straps, tank to body (for 15 gallon tank)	2	7H 1715			
			Straps, tank to body (for 25 gallon tank)	2	7H 1717			
			Joint pins for straps ... ..	2	53K 3061			
			Split pins ... ..	2	CPS 0306			
			Nuts for "T" bolts on straps ... ..	4	2K 3976			
			"D" washers for "T" bolts ... ..	2	14B 2036			
			Spring washers ... ..	2	2K 1211			
			Petrol pipe, tank to pump ... ..	1	IB 2850			
			Rubber grommet for pipe ... ..	1	2H 1889			
			Clip for pipe ... ..	1	2H 161			
			Elbow for pipe at petrol pump ... ..	1	IB 2866			
			Petrol pipe, pump to flexible pipe	1	IB 2848			
			Flexible pipe ... ..	1	3H 3082			
			Petrol pipe, carburetter to car- buretter ... ..	1	IB 2756			
			Fibre washers for carburetter unions	2	2K 7483			
			Spring clips for pipes ... ..	7	2K 7736			

# ROAD WHEELS

There was no plate in the original Parts List.

This Diagram is from the Workshop Manual




# ROAD WHEELS

Type	Range	Plate	Description	Number per Vehicle	Austin Part Number	Austin Service Journal Reference		
						Vol.	Section	Page
	C.138031-159801		Road wheels, centre-lock (tyre size 5-90 - 15)—use 1B 8048 ... ..	5	1B 8033	24	Wheels	5
	C.159802 on		Road wheels, centre-lock (tyre size 5-90 - 15) ... ..	5	1B 8048			
			Balance weights for wheels, $\frac{1}{2}$ oz. ... ..		1B 8036			
			Balance weights for wheels, $\frac{1}{2}$ oz. ... ..		1B 8037			
			Balance weights for wheels, $1\frac{1}{2}$ oz. ... ..	as req.	1B 8038			
			Balance weights for wheels, 2 oz. ... ..		1B 8039			
			Balance weights for wheels, $2\frac{1}{2}$ oz. ... ..		1B 8040			
			Balance weights for wheels, 3 oz. ... ..		1B 8041			
	C.138031-159801		Rims ... ..	5	7H 1710			
			Spokes, long ... ..	80	7H 1707			
			Spokes, short ... ..	160	7H 1708			
	C.159802 on		Rims ... ..	5	7H 1804			
			Spokes, long ... ..	80	7H 1806			
			Spokes, short ... ..	160	7H 1805			
			Nipples for spokes ... ..	240	7H 1709			
		DE14	Hub caps, right hand, left hand thread	2	1B 8034			
			Hub caps, left hand, right hand thread	2	1B 8035			

# TOOLS


Type	Range	Plate	Description	Number per Vehicle	Austin Part Number	Austin Service Journal Reference		
						Vol.	Section	Page
			<b>TOOL KIT</b>					
			Set of tools ... ..	1	3H 3101			
			Tool kit hold-all ... ..	1	4B 1241			
			Extractor for front hub dust cap ...	1	1B 4339	24	Tools	2
			Gauge for ignition, with screwdriver	1	3H 2648			
			Gauge for sparking plug and tappet clearance ... ..	1	3H 2334			
			Grease gun with adaptor ... ..	1	2H 4383			
	C.138031-159256		Hammer (hide) ... ..	1	3H 3128	24	Tools	14
	C.159257-C.E.229652		Hammer (lead)—use 11B 5166 ...	1	1B 8996			
	C.E.229653 on		Hammer (copper) ... ..	1	11B 5166			
			Key, rear axle drain plug ... ..	1	1G 7372			
	C.138031-C.E.227338		Lifting jack with handle (use 11B 5152)	1	3H 1532	25	Stores Data	26
	C.E.227339-229079		Lifting jack with handle (use 11B 5195)	1	11B 5152			
	C.E.229080 on		Lifting jack with handle ... ..	1	11B 5195			
			Pliers (combination) ... ..	1	2H 110			
			Screwdriver ... ..	1	2H 4614			
			Spanner (adjustable) ... ..	1	2H 2646			
			Spanner (box) $\frac{3}{16}$ " $\times$ $\frac{1}{4}$ " ... ..	1	2H 3127			
			Spanner (box), $\frac{1}{4}$ " $\times$ $\frac{5}{16}$ " ... ..	1	2H 4572			
			Spanner (double-ended flat), $\frac{3}{16}$ " $\times$ $\frac{1}{4}$ " ...	1	2H 88			
			Spanner (double-ended flat), $\frac{5}{16}$ " $\times$ $\frac{3}{8}$ " ...	1	2H 89			
			Spanner (double-ended flat), $\frac{7}{16}$ " $\times$ $\frac{1}{2}$ " ...	1	2H 83			
			Spanner for sparking plug ... ..	1	2H 4491			
			Spanner for tappet screws ... ..	1	2H 1361			
			Tyre levers ... ..	2	2H 1027			
			Tyre valve tool ... ..	1	2H 1683			
			Valve grinding-in tool ... ..	1	2H 4502			

## BODY SHELL—PLATE M



SPL 536

## BODY SHELL—PLATE NA

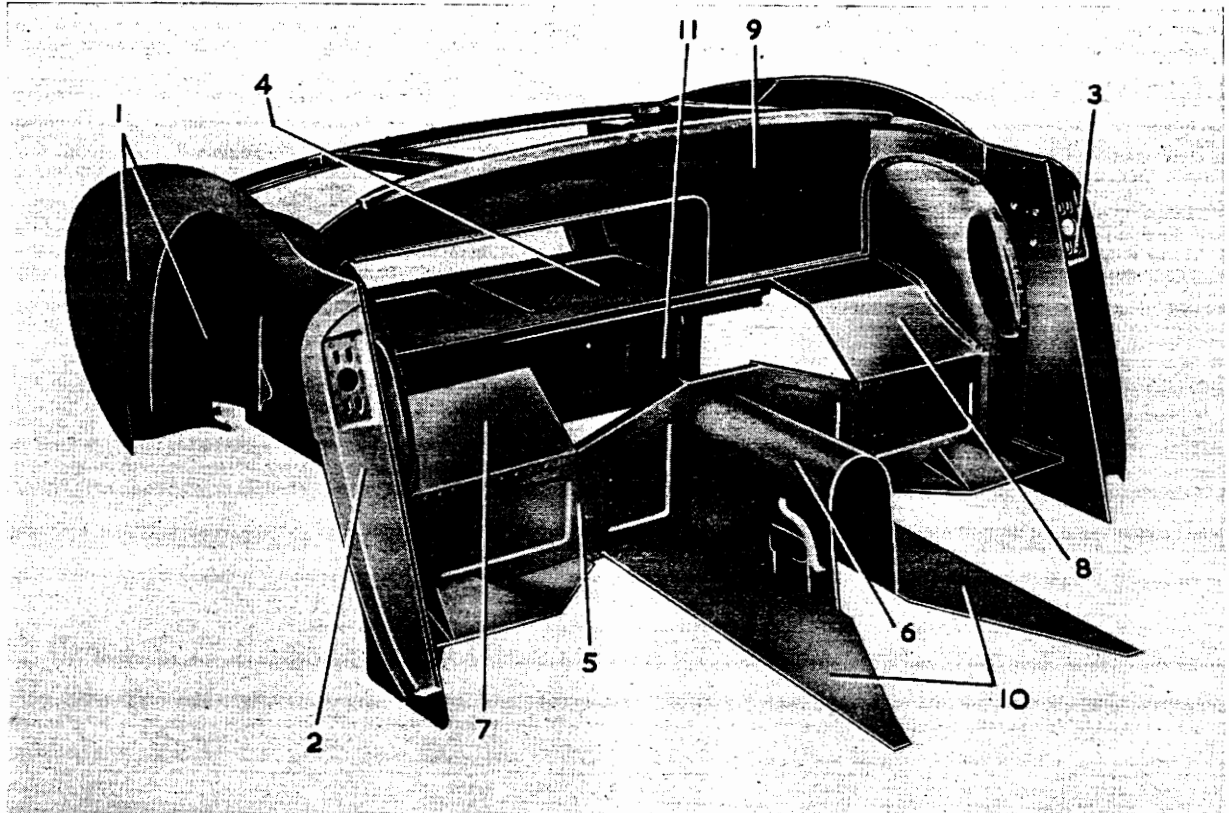


SPL 538

To face Body Shell, page I.


AUSTIN-HEALEY 100

# BODY SHELL—PLATE N




SPL 537

# BODY SHELL—PLATE NB




SPL 539

**BODY SHELL—PLATE NC**



**BODY SHELL—PLATE ND**



**AUSTIN-HEALEY 100**

# BODY SHELL

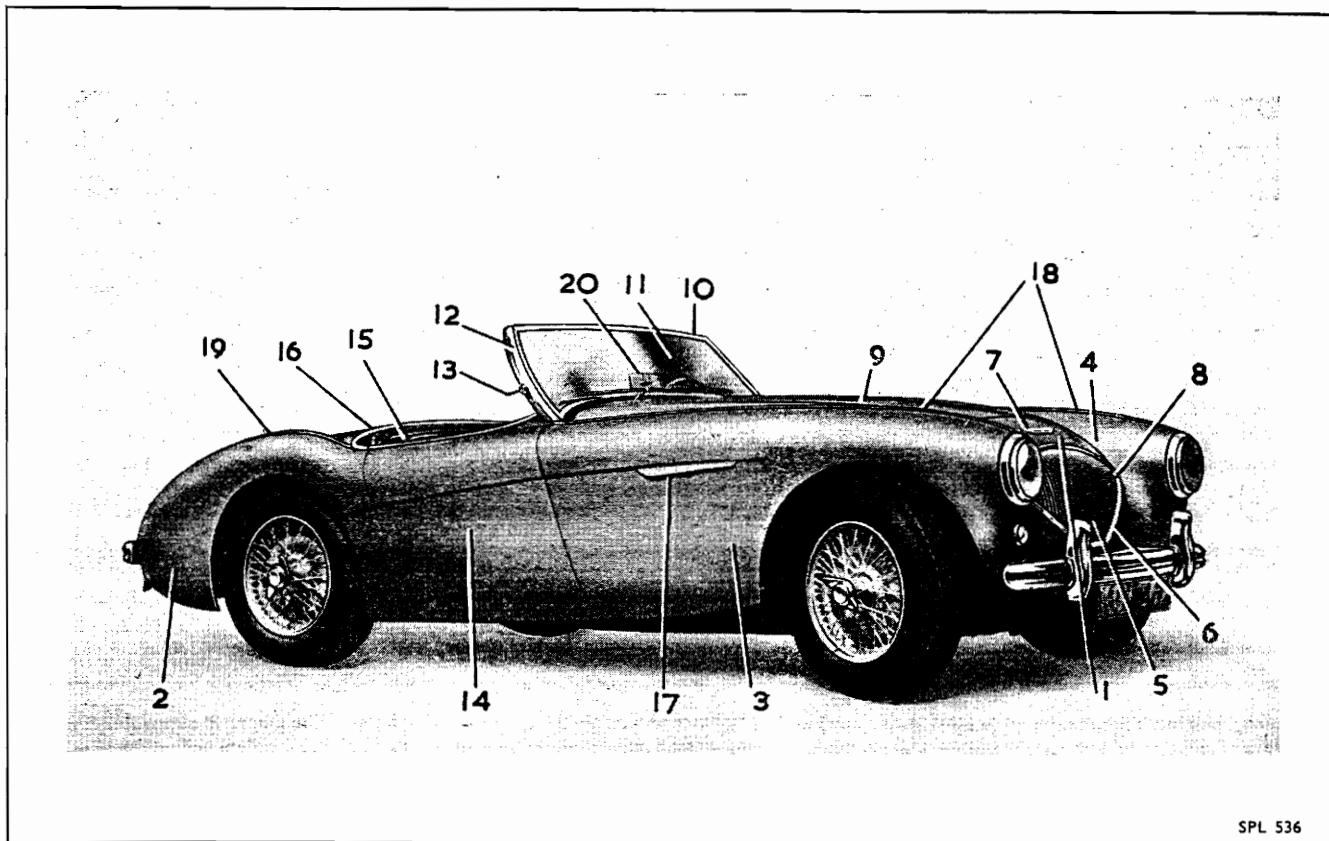
Type	Range	Plate	Description	Number per Vehicle	Austin Part Number	Austin Service Journal Reference		
						Vol.	Section	Page
BN.1 BN.2	To B.1952 B.1953 — B.5000 B.5001 on		Body shell, painted ... ..	1	4B 2962			
			Body shell, in primer ... ..	1	4B 2962A			
			Front end assembly ... ..	1	4B 1040	24	Body	40
			Front end assembly ... ..	1	4B 1051	24	Body	41
			Front end assembly ... ..	1	4B 1074			
		NA1	Dash and pedal box assembly ...	1	4B 7424			
		NA2	Dash support assembly, right hand ...	1	4B 7425			
	To B.5000 B.5001 on	NA3	Dash support assembly, left hand ...	1	4B 7426			
		NA4	Front wheelarch assembly, right hand	1	4B 7427			
		NA5	Front wheelarch assembly, left hand	1	4B 7428			
		NA6	Bonnet hinge and cowl cross brace assembly... ..	1	4B 7429			
		NA7	Scuttle top inner panel assembly ...	1	4B 7430			
			Hinge pillar assembly, right hand ...	1	4B 7416			
			Hinge pillar assembly, left hand ...	1	4B 7417			
BN.1 BN.2	To B.5000 B.5001 on		Hinge pillar assembly, right hand ...	1	4B 7436			
			Hinge pillar assembly, left hand ...	1	4B 7437			
		NA8	Scuttle side panel assembly, right hand ... ..	1	4B 7418			
			Scuttle side panel assembly, left hand	1	4B 7419			
			Scuttle side panel assembly, right hand ... ..	1	4B 7438			
			Scuttle side panel assembly, left hand	1	4B 7420			
			Scuttle side panel assembly, left hand	1	4B 7423			
	B.5001 — 10030 B.10031 on	MI NBI SI	Bonnet surround assembly ... ..	1	4B 1030			
			Adaptor plate, right hand, bonnet surround to chassis ... ..	1	14B 2759			
			Adaptor plate, left hand, bonnet surround to chassis ... ..	1	14B 2760			
			Screws, securing plates ... ..	4	51K 2636			
			Nuts ... ..	4	FNN 103			
			Plain washers ... ..	8	PWN 203			
			Spring washers ... ..	4	LWN 203			
BN.1 BN.2	To B.1952 B.1953 on		Support bracket, bonnet surround, right hand ... ..	1	14B 2005			
			Support bracket, bonnet surround, left hand ... ..	1	14B 2006			
			Screws, brackets, to support channels	4	51K 2636			
			Nuts ... ..	4	FNN 103			
			Plain washers ... ..	8	6K 9695			
			Spring washers ... ..	4	2K 1209			
			Rear end assembly ... ..	1	4B 1041	24	Body	33
	B.1953 on		Rear end assembly ... ..	1	4B 1052			
		NI	Rear quarter inner panel assembly, right hand ... ..	1	4B 7431			
			Rear quarter inner panel assembly, left hand ... ..	1	4B 7432			



Type	Range	Plate	Description	Number per Vehicle	Austin Part Number	Austin Service Journal Reference				
						Vol.	Section	Page		
BN.1 BN.2	To B.2235	{	Rear skirt rail assembly ... ..	1	4B 7433					
			Shut pillar assembly, right hand ...	1	4B 7421					
			Shut pillar assembly, left hand ...	1	4B 7422					
			B.2236 on	{	N2 Shut pillar assembly, right hand ...	1	4B 7434			
					N3 Shut pillar assembly, left hand ...	1	4B 7435			
					N4 Boot floor panel ... ..	1	14B 1743			
					N5 Heelboard panel... ..	1	14B 1800			
					N6 Centre tunnel ... ..	1	14B 1801			
					N7 Axle cover panel, right hand ...	1	14B 1745			
					N8 Axle cover panel, left hand ...	1	14B 1746			
					N9 Panel cockpit, rear bulkhead ...	1	14B 1738			
N10 Floor panels, centre ... ..	2	14B 1989								
N11 Axle main cover ... ..	1	14B 1744								
BN.1	{	Rear skirt panel ... ..	1	14B 1673						
		NC1 } S2	Tonneau assembly ... ..	1	4B 1031					
			M2 } S3	Rear quarter panel assembly, right hand ... ..	1	4B 1036				
		ND1		Rear quarter panel assembly, left hand ... ..	1	4B 1037				
		BN.2	{	Rear quarter panel assembly, right hand ... ..	1	4B 1091				
				Rear quarter panel assembly, left hand ... ..	1	4B 1092				
				Sill panel outer assembly, right hand	1	14B 1681				
		BN.1 BN.2	{	Sill panel outer assembly, left hand...	1	14B 1682				
				Radiator steady bracket, right hand side ... ..	1	4B 1043				
		BN.1	{	M3 Front wing assembly, right hand ...	1	4B 1032				
				ND2 } M4	Front wing assembly, left hand ...	1	4B 1033			
BN.2	{	Front wing assembly, right hand ...	1		4B 2027					
		Front wing assembly, left hand ...	1	4B 2028						
		Bolts, outer, to inner wings ...	10	14B 2025						
		Spire nuts... ..	10	6K 9817						
		Screws ... ..	4	HNS0407						
		Square nuts for cages ... ..	4	52K 323						
		Spring washers ... ..	4	LWN 204						
		Joint moulding for wings, plastic ...	as req.	4G 1677						
		Rubber buffers ... ..	2	14B 766						
		Apron for front bumper ... ..	1	14B 1909						
BN.1 BN.2	{	Piping ... ..	1	14B 2539						
		Plugs bottom ... ..	2	3H 926						
		S4	Rear quarter pipings ... ..	2	14B 1708					
		Front apron panel ... ..	1	14B 1818						
		Screws, 1/4" x 3/8" U.N.F., panel to chassis	4	HZS0406						
		Washers ... ..	4	PWZ 104						
		Spring washers ... ..	4	LWN 204						
		Screws, No. 10, U.N.F. x 1/2", apron to cowl ... ..	2	53K 1096						
		Nuts ... ..	2	FNZ 103						
		Washers ... ..	2	PWN 103						
Spring washers ... ..	2	LWN 203								

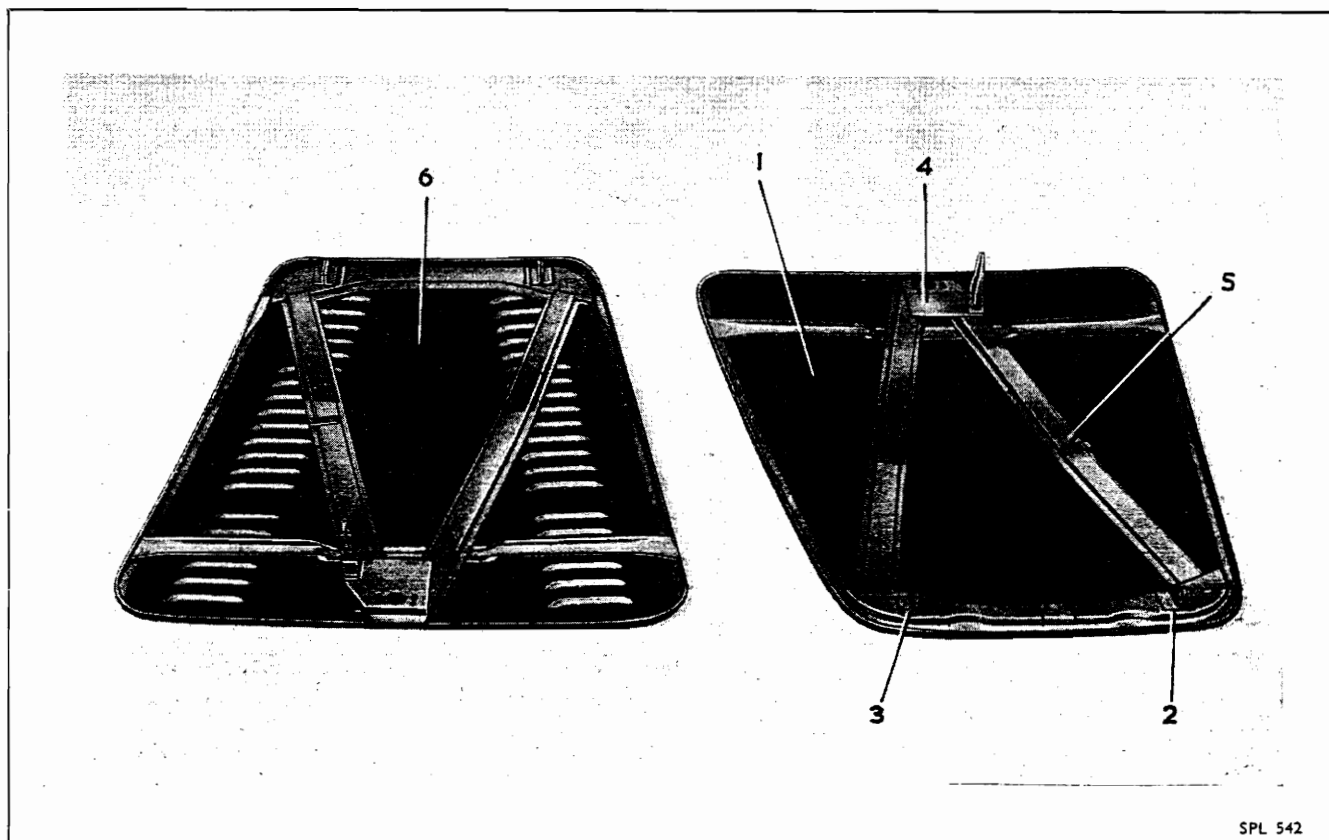
Type	Range	Plate	Description	Number per Vehicle	Austin Part Number	Austin Service Journal Reference		
						Vol.	Section	Page
BN.1 BN.2			Division panel, radiator to grille ...	1	14B 2757			
			Screws No. 10 U.N.F. x $\frac{1}{2}$ " ...	3	51K 2636			
			Nuts ...	3	FNN 103			
			Plain washers ...	6	2K 9907			
			Spring washers ...	3	LWN 203			
			Front wheelarch inner, right hand ...	1	14B 1734			
			Front wheelarch inner, left hand ...	1	14B 1735			
			Front wheelarch outer, right hand ...	1	14B 1736			
			Front wheelarch outer, left hand ...	1	14B 1737			
			Radiator assembly and mounting plate rubber stop ...	1	4B 1043			
			Radiator steady bracket ...	1	14B 1832			
			Steady bracket, right hand, to wheel- arch ...	1	14B 2522			
			Steady bracket, left hand, to wheel- arch ...	1	14B 2523			
			Demister box, right hand ...	1	14B 1759			
			Demister box, left hand ...	1	14B 1760			
			Demister box tubes ...	2	14B 2037			
			Pivot brackets for bonnet hinge ...	2	14B 1848			
			Hinge brackets, hinge assembly ...	2	14B 1849			

# BONNET—PLATE M



SPL 536

# BONNET—PLATE P



SPL 542

To face Bonnet, page I.

AUSTIN-HEALEY 100

# BONNET

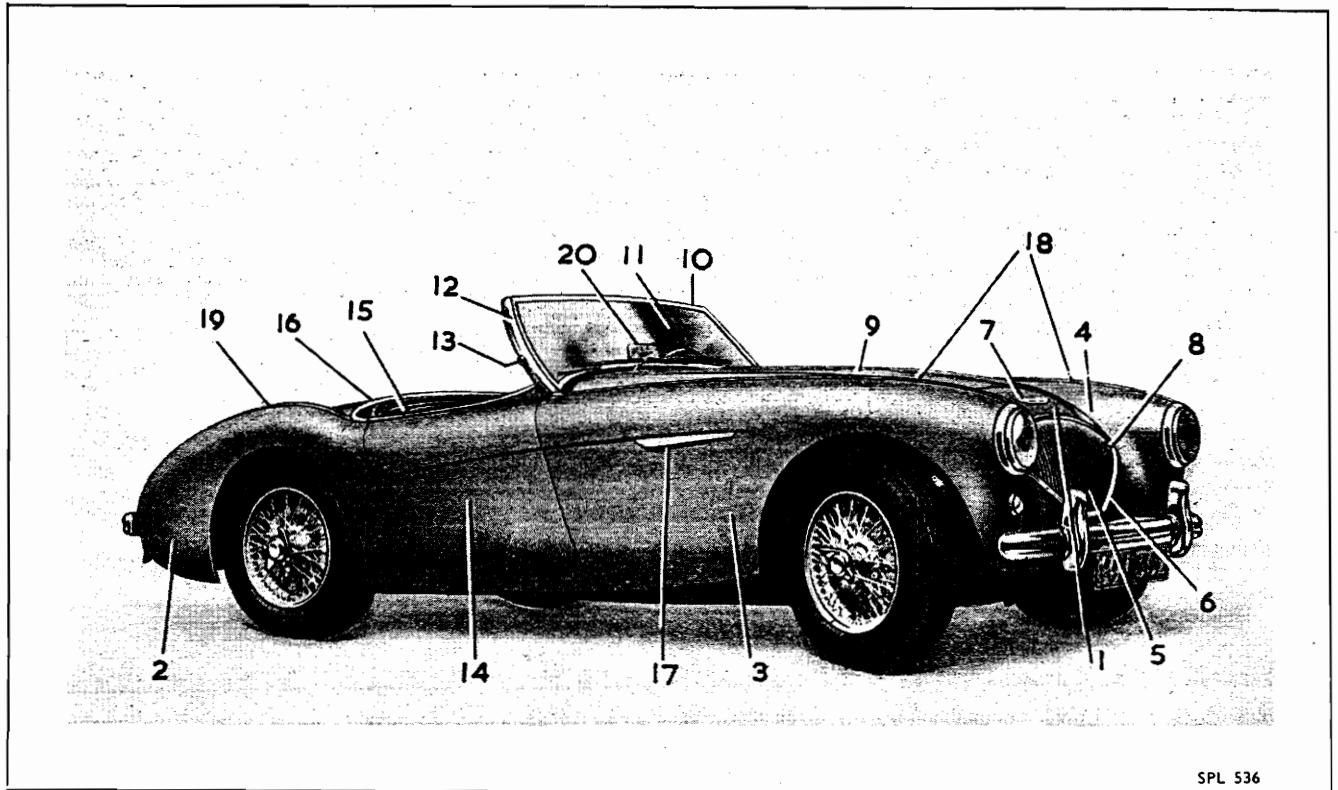
Type	Range	Plate	Description	Number per Vehicle	Austin Part Number	Austin Service Journal Reference		
						Vol.	Section	Page
BN.1 BN.2		M5	Radiator grille assembly ... ..	1	I4B 1850	24	Body	22
			Radiator grille ... ..	1	I4B 4568			
		M6	Surround for grille ... ..	1	I4B 4569			
			Self tapping screws, radiator grille to surround ... ..	12	PTZ 602			
			Nuts, fixing grille assembly ... ..	5	FNZ 103			
			Spring washers ... ..	5	LWZ 203			
			Plain washers ... ..	5	PWZ 103			
			U type claw washers ... ..	5	4B 4570			
		M7	Austin-Healey badge ... ..	1	I4B 1723			
		M8	"100" flash ... ..	1	I4B 1724			
			Spire fix plates ... ..	4	I4B 1998			
		M9 } P1 }	Bonnet top assembly ... ..	1	4B 1038			
			Rubber buffers ... ..	6	I4B 766			
			Bifurcated rivets ... ..	6	BRP 1110			
			Plain washers ... ..	6	PWZ 202			
			Rubber strips for bonnet top ... ..	6	I4B 6810			
			Hinges ... ..	2	I4A 589			
		P2	Hinge bracket, bonnet lid, right hand	1	I4A 591			
		P3	Hinge bracket, bonnet lid, left hand	1	I4A 592			
			Screws to hinges ... ..	4	53K 2017			
			Plain washers ... ..	4	PWZ 104			
			Spring washers ... ..	4	2K 1210			
			Nuts ... ..	4	FNZ 104			
			Bonnet lock support bracket ... ..	1	I4B 1809			
			Screws, bracket to dash front panel ... ..	3	51K 2637			
			Nuts ... ..	3	FNN 103			
			Plain washers ... ..	6	6K 9695			
			Spring washers ... ..	3	2K 1209			
			Remote control assembly for bonnet lock ... ..	1	I4B 2039			
			Knob ... ..	1	I4B 2041			
			Tension spring for bonnet catch ... ..	1	ADA 466			
			Sleeve for spring ... ..	1	ADA 467			
			Tension spring retainer ... ..	1	I4B 2468			
			Screws ... ..	2	CMZ0308			
			Nuts ... ..	2	FNZ 103			
			Spring washers ... ..	2	2K 1209			
			Plain washers ... ..	2	PWZ 103			
			Striker pin assembly ... ..	1	ADH 457	24	Body	22
			Spring ... ..	1	ADA 459			
			Striker pin assembly ... ..	1	I4B 2845			
			Spring ... ..	1	I4B 2846			
			Slider support assembly for bonnet lock ... ..	1	ADH 456			
		P4	Bonnet hook assembly... ..	1	I4A 366			
			Spring for bonnet safety catch ... ..	1	4B 8646			
			Prop rod ... ..	1	4G 7416			
		P5	Prop rod retainer bracket ... ..	1	I4B 2507			
			Screws to bonnet top ... ..	2	6K 9713			
			Rubber stop for prop rod ... ..	1	2H 9215			
			Lever control for bonnet lock ... ..	1	ADA 457			

To B.1949

B.1950 on

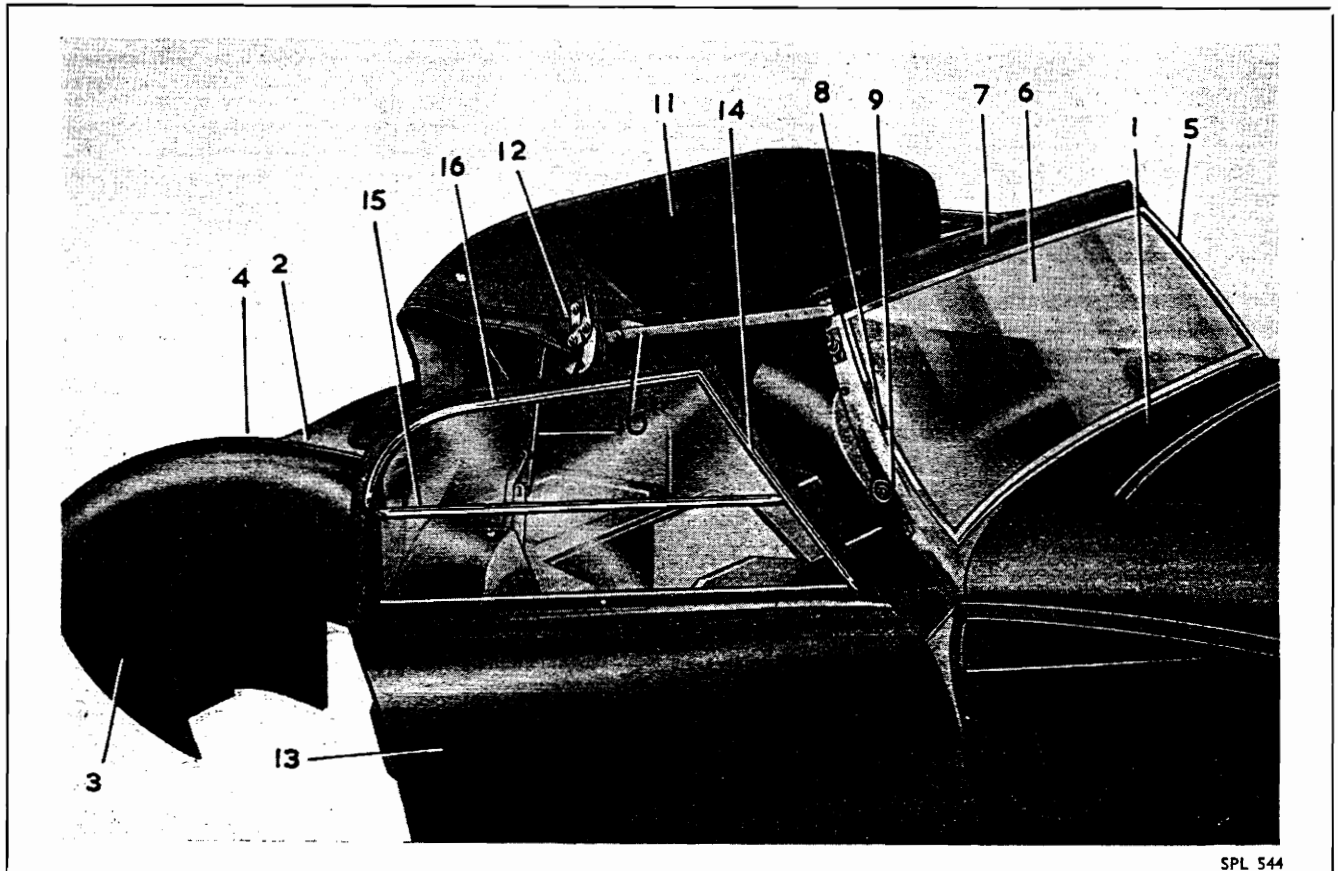
Type	Range	Plate	Description	Number per Vehicle	Austin Part Number	Austin Service Journal Reference		
						Vol.	Section	Page
BN.1 BN.2	B.21-3800		Bonnet remote control and facia support bracket ... ..	1	14B 2632			
	B.3801 on		Bonnet remote control bracket ...	1	14B 3573			
		P6	*Bonnet top with vents... ..	1	17H 63			
			*Safety straps ... ..	1	17H 62			
			*Fixing plates ... ..	2	17H 64			
			Screws for fixing plates ... ..	4	RMP0306			
			Nuts ... ..	4	FNZ 103			
			Spring washers ... ..	4	LWZ 103			
* Special for racing cars								

## WINDSCREEN—PLATE M



SPL 536

## WINDSCREEN—PLATE S



SPL 544

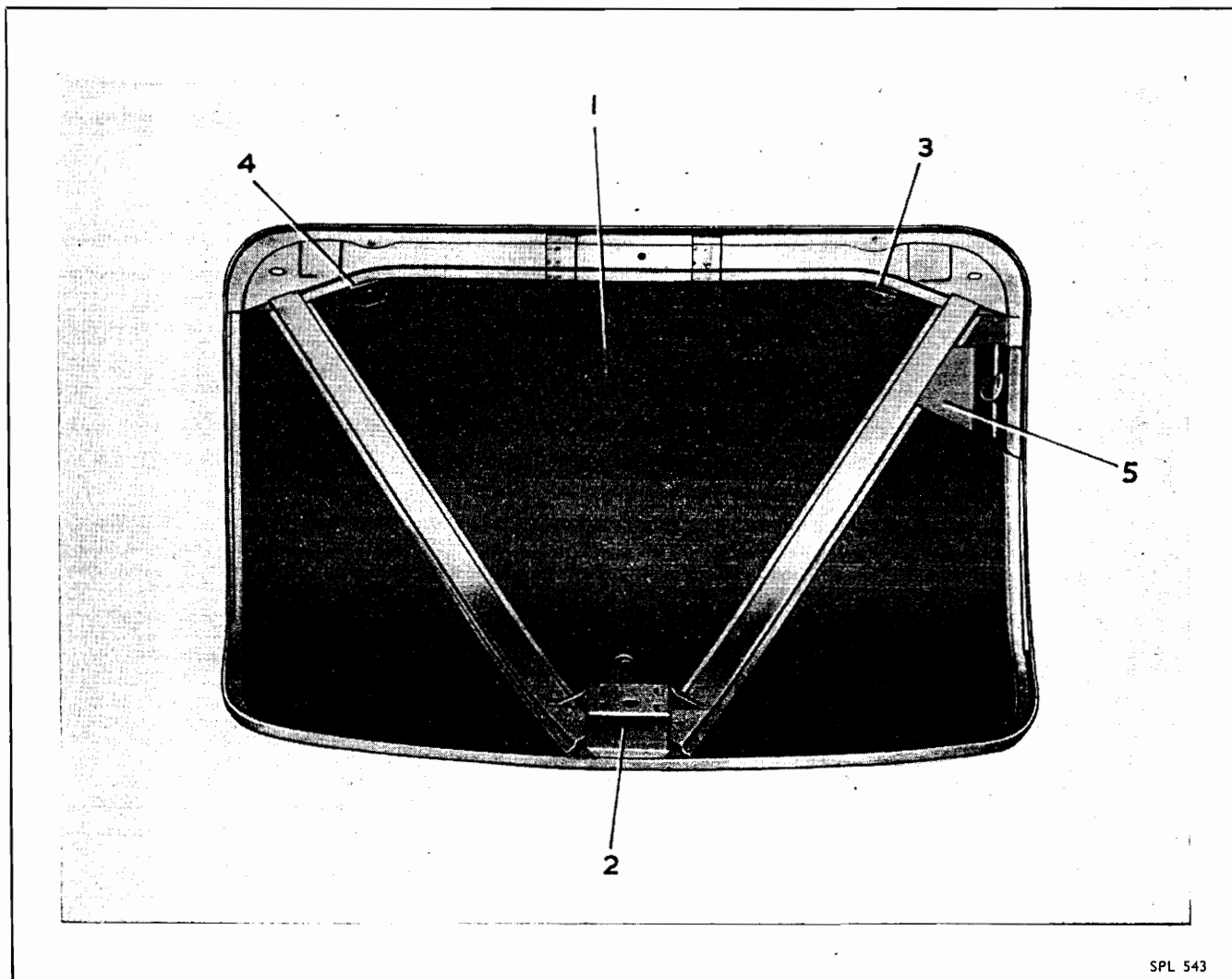
To face Windscreen, page I.

AUSTIN-HEALEY 100

# WINDSCREEN

Type	Range	Place	Description	Number per Vehicle	Austin Part Number	Austin Service Journal Reference		
						Vol.	Section	Page
BN.1 BN.2			Windscreen assembly ... ..	1	14B 1851			
		M10 } S5 }	Windscreen frame assembly, less glass ... ..	1	14B 1852			
			Screws, screen to body ... ..	4	53K 2019			
			Nuts ... ..	4	FNZ 104			
			Plain washers ... ..	8	PWZ 104			
			Spring washers ... ..	4	2K 1210			
		M11 } S6 }	Windscreen glass ... ..	1	14B 1862			
			Windscreen weatherstrip (use 14B 3778) ... ..	1	14B 1863	24	Stores Data	26
		S7	Windscreen weatherstrip ... ..	1	14B 3778			
			Glazing rubber ... ..	1	14B 2748			
		M12 } S8 }	Side stanchion and front assembly, right hand ... ..	1	7H 9825	} 25	Body	15
			Side stanchion and front assembly, left hand ... ..	1	7H 9826			
			Packing plates ... ..	2	14B 2630			
			Screws ... ..	8	51K 2375			
			Windscreen security spring assembly	2	4B 5389			
			Springs ... ..	2	14B 2682			
			Rings ... ..	2	14B 2683			
			Spring retainer screws ... ..	2	14B 2684			
			Lift dot fasteners in scuttle ... ..	2	14B 1916			
			Nuts ... ..	2	FNZ 103			
			Plain washers ... ..	2	PWZ 103			
			Shouldered pins ... ..	2	14B 1858			
		M13 } S9 }	Knurled knobs ... ..	2	14B 1859			
			Screws for knobs ... ..	2	14B 1860			
			Special screws ... ..	2	14B 1855			
			Pins ... ..	4	14B 1856			
			Links ... ..	2	14B 1857			
			Feet for forward screen position ...	2	14B 1769			

## BOOT—PLATE R



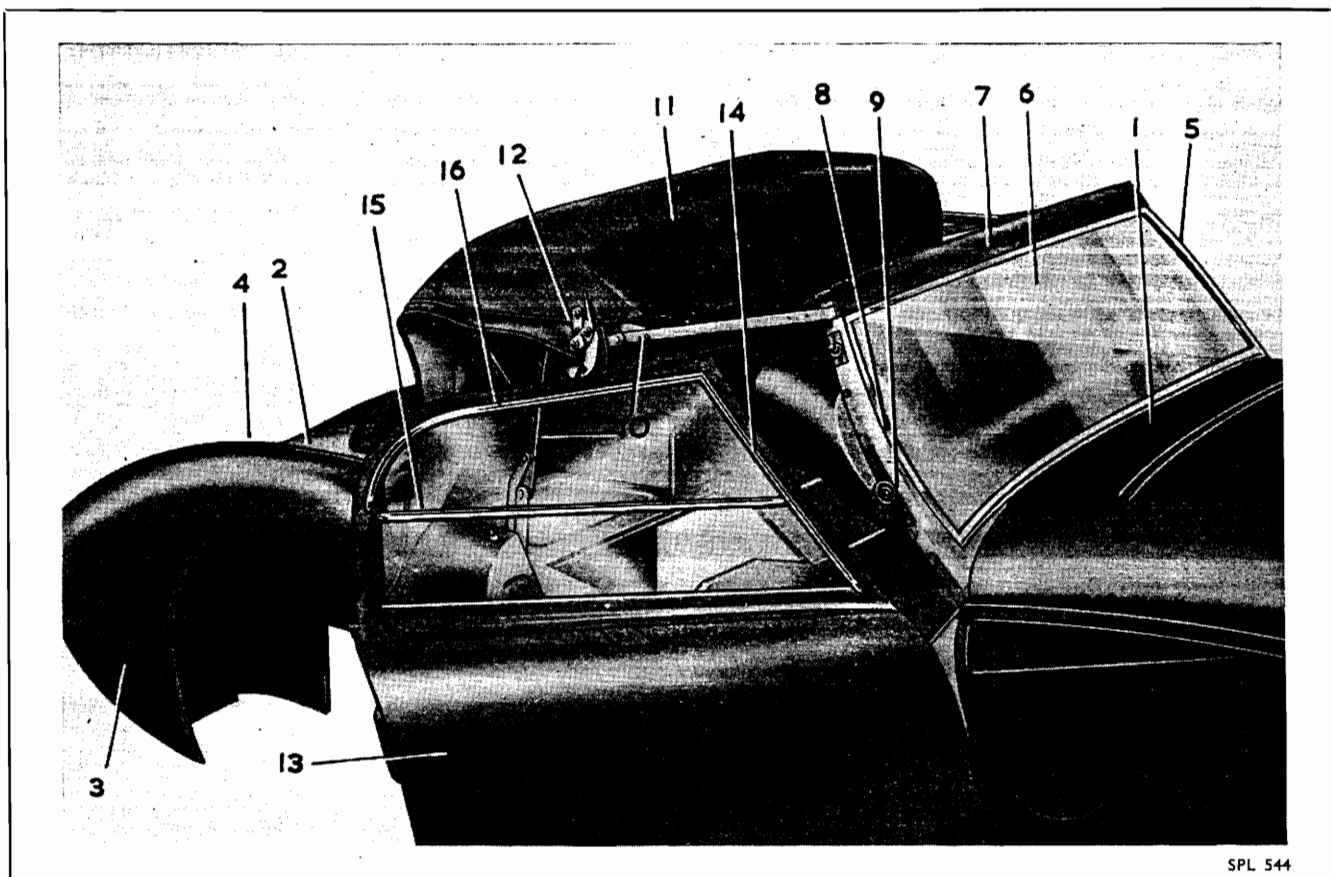
SPL 543



# BOOT

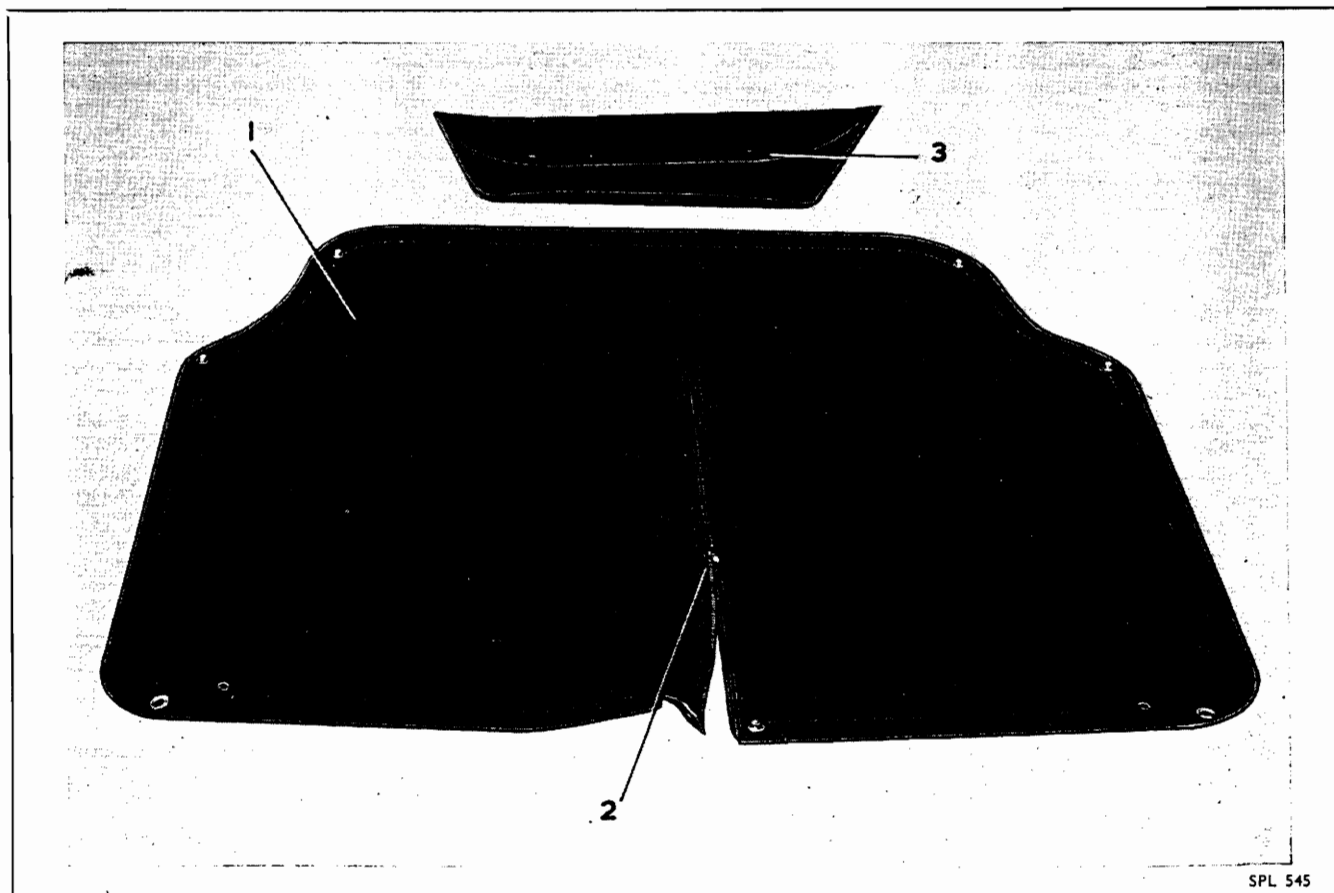
Type	Range	Plate	Description	Number per Vehicle	Austin Part Number	Austin Service Journal Reference		
						Vol.	Section	Page
BN.1 BN.2	To B.4129	R1	Boot lid (aluminium or steel) ...	1	4B 1039	24	Body	36
			Sealing strips, sides ... ..	4	14B 2553			
			Sealing rubber ... ..	1	14B 5486			
		R2	Boot lock ... ..	1	14B 1718			
			Packing plate ... ..	as req.	14B 2809			
			Packing plate ... ..	1	14B 2629			
			Lock striker ... ..	1	14B 1719			
		R3	Hinge, right hand ... ..	1	14B 1725			
		R4	Hinge, left hand ... ..	1	14B 1726			
			Locking handle assembly ... ..	1	14B 1963			
			Handle ... ..	1	14B 1721			
			Escutcheon ... ..	1	14B 1722			
			Washer for escutcheon ... ..	1	14B 1964			
			Hinges for luggage board ... ..	2	4G 2847			
			Spare wheel retaining block ... ..	1	14B 1253			
			Screws to rear wheelarch ... ..	2	53K 3008			
			Plain washers ... ..	2	PWZ 103			
			Spare wheel breeching staple ... ..	1	2K 9579			
			Screws to axle cover panel ... ..	2	53K 2776			
			Nuts ... ..	2	FNZ 103			
			Plain washers ... ..	2	PWZ 103			
			Spring washers ... ..	2	2K 1209			
			Spare wheel strap assembly ... ..	1	4B 1244			
			Roller buckle ... ..	1	2K 9473			
			Sealing rubbers for petrol tank mounting (use 14B 2852) ... ..	1	14B 2503	24	Stores Data	29
			Sealing rubbers for petrol tank mounting ... ..	4	14B 2852			
			Boot stay ... ..	1	4G 8479			
			Packing block ... ..	1	14B 2467			
			Screws to wheelarch panel ... ..	2	HBZ0409			
			Nuts ... ..	2	FNZ 104			
			Spring washers ... ..	2	2K 1219			
			Plain washers, $\frac{1}{4}$ " ... ..	2	PWZ 104			
			Plain washers, $\frac{9}{32}$ " ... ..	2	6K 9433			
		R5	Stay bracket ... ..	1	14B 1844			
			Export nameplate (Austin-Healey) zinc ... ..	1	14B 3823			
			Export nameplate (Austin-Healey) brass ... ..	1	14B 3824			

# HOOD—PLATE S



SPL 544

# HOOD—PLATE SA



SPL 545


To face Hood, page 1.

AUSTIN-HEALEY 100

# HOOD

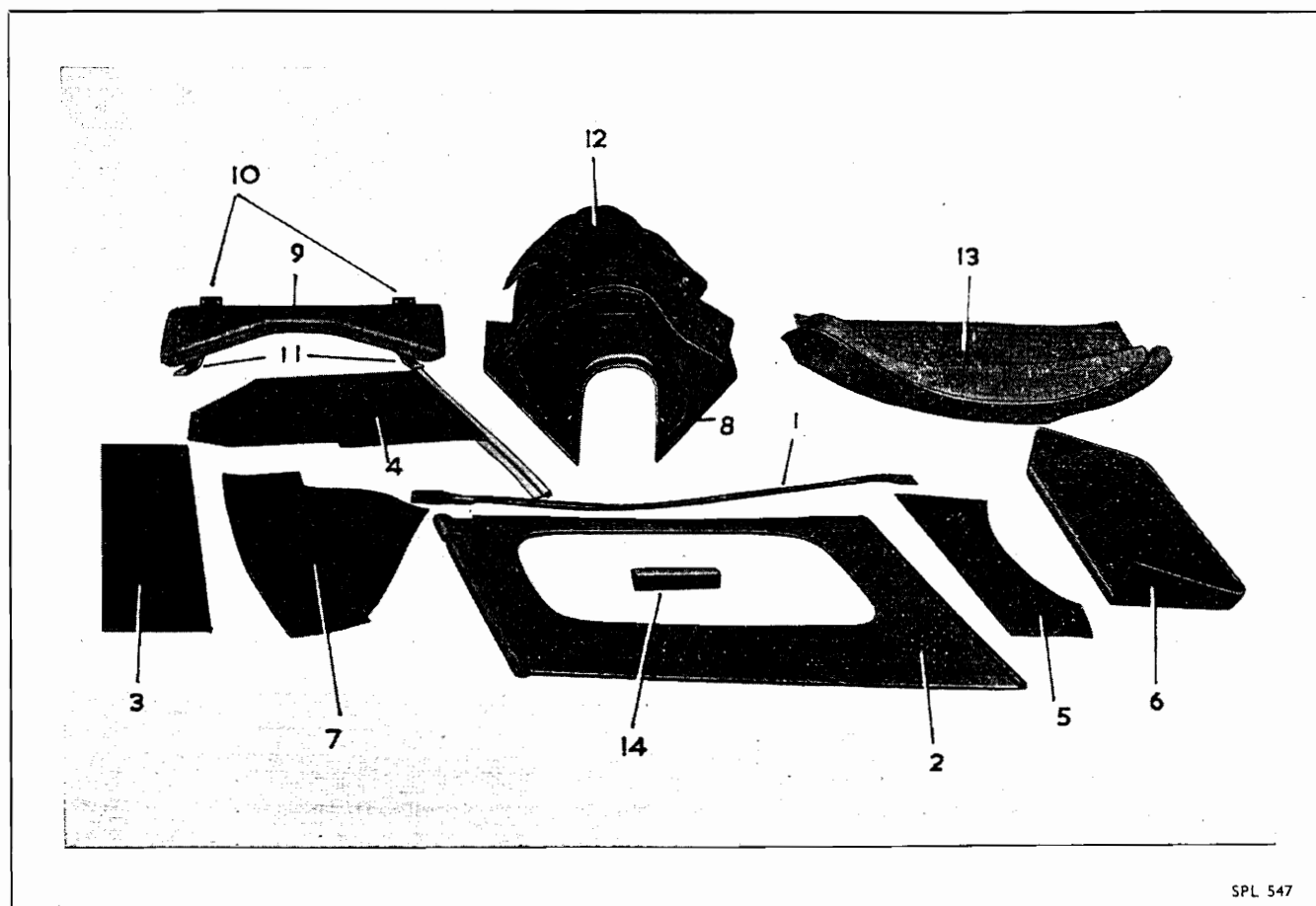
Type	Range	Plate	Description	Number per Vehicle	Austin Part Number	Austin Service Journal Reference		
						Vol.	Section	Page
BN.1 BN.2	To B.4605  B.4606 on		Hood assembly with frame and covering ... ..	1	4B 1233			
			Screws, hood to rear quarter inner panel	6	53K 1138			
			Nuts ... ..	6	FNZ 105			
			Plain washers ... ..	6	PWZ 105			
			Spring washers ... ..	6	LWZ 205			
		S10	Hood frame assembly ... ..	1	7H 9735			
		S11	Hood cover assembly ... ..	1	7H 9736			
			Webbings, hood cover ... ..	2	14B 4825			
			Screws ... ..	4	54K 3014			
			Washers ... ..	4	6K 9062			
			Hood cover retainers (on rear top panel) ... ..	2	14B 1730			
			Screws to rear top panel ... ..	4	53K 2635			
			Cap washers ... ..	2	2K 9798			
			Plain washers ... ..	4	PWZ 103			
			Spring washers ... ..	4	2K 1209			
			Hood stick retainers ... ..	3	14B 2525			
			Buffers ... ..	3	4G 8595			
			Woodscrews (chrome head) to hood stick ... ..	6	5C 7169			
		S12	Hood toggle fastener assembly, right hand ... ..	1	14B 1766			
			Hood toggle fastener assembly, left hand ... ..	1	14B 1767			
			Screws to frame ... ..	4	54K 2557			
			Plain washers ... ..	4	6K 9562			
			Dome nuts ... ..	4	14B 1997			
			Dome nuts on toggle fasteners ... ..	4	14B 5683			
			Screws, 1/4" B.S.F. ... ..	4	6K 9667			
			Washers ... ..	4	54K 3177			
			Sealing rubber ... ..	1	14B 1970			
			Backlight ... ..	1	14B 2007			
			Eyelets ... ..	2	8F 2408			
			Washers ... ..	2	8F 2409			
			Turnbuttons, double ... ..	2	2K 9781			
			Screws to body ... ..	2	6K 9768			
			Tonneau cover assembly, R.H. Steering ... ..	1	4B 2111	24	Body	44
			Tonneau cover assembly, L.H. Steering ... ..	1	4B 2133			
		SA1	Tonneau cover assembly, R.H. Steering ... ..	1	4B 2188			
			Tonneau cover assembly, L.H. Steering ... ..	1	4B 2189			
			Zip fastener, 31" long ... ..	1	14B 1882			

## DOORS—PLATE T



SPL 546

## DOORS—PLATE U




SPL 547

To face Doors, page 1.


AUSTIN-HEALEY 100

# DOORS—PLATE S



SPL 544

# DOORS—PLATE SA



SPL 545

# DOORS AND FITTINGS


Type	Range	Plate	Description	Number per Vehicle	Austin Part Number	Austin Service Journal Reference		
						Vol.	Section	Page
BN.1 BN.2	To B.5000	MI4 SI3 TI	Door shell, right hand ... ..	1	4B 1034	24	Body	41
			Door shell, left hand ... ..	1	4B 1035			
			Hinge top, right hand ... ..	1	14B 1982			
			Hinge top, left hand ... ..	1	14B 1983			
			Hinge bottom, right hand ... ..	1	14B 1985			
			Hinge bottom, left hand ... ..	1	14B 1986			
			Hinge pins ... ..	4	8D 768			
			Screws, 1" long ... ..	12	51K 1228			
			Screws, 3/4" long ... ..	4	51K 1226			
			Screws ... ..	20	51K 1228			
			Screws ... ..	4	HBN 0408			
			Plain washers ... ..	4	PWN 104			
			Spring washers ... ..	4	2K 1210			
			Door check assembly, right hand ...	1	14B 1731			
			Door check assembly, left hand ...	1	14B 1752			
			Door shell, right hand ... ..	1	4B 1075			
			Door shell, left hand ... ..	1	4B 1076			
			Door hinge assemblies... ..	4	14B 3729			
			Door hinge leaves, door ... ..	4	14B 3730			
			Door hinge leaves, hinge pillar ...	4	14B 3731			
			Door hinge pins ... ..	4	14B 3732			
	B.5001 on		Brass washers ... ..	16	2K 9020			
			Screws, 1" long ... ..	8	51K 1138			
			Screws, 3/4" long ... ..	8	51K 1136			
			Screws, hinges to body ... ..	16	51K 1138			
			Door check assembly, right hand ...	1	14B 3733			
			Door check assembly, left hand ...	1	14B 3734			
			Reinforcement and attachment plates	2	14B 3743			
			Screws to "A" post ... ..	4	PMN 0308			
			Plain washers ... ..	4	PWN 103			
			Spring washers ... ..	4	LWN 203			
			Hinge pillar brackets ... ..	2	14B 4466			
			Screws, brackets to hinge pillars ...	4	51K 1097			
			Screws, check straps to brackets ...	2	RMP0308			
			Nuts ... ..	4	FNN 103			
			Plain washers ... ..	4	6K 9695			
			Spring washers ... ..	4	LWN 203			
			Door lock, right hand ... ..	1	14B 1713			
			Door lock, left hand ... ..	1	14B 1714			
			Knobs for locks ... ..	2	14B 1720			
			Lock catch plates ... ..	2	14B 2544			
			Screws ... ..	2	54K 3014			
	To B.2235		Door lock strikers ... ..	2	14B 1715	24	Body	23
			Packing plates ... ..	2	4G 7593			
			Tapped plates ... ..	2	4G 7594			
			Screws ... ..	8	54K 2777			
			Door lock strikers ... ..	2	14B 2841			
	B.2236 on		Packing plates ... ..	2	14B 2842			
			Tapped plates ... ..	2	14B 2843			
			Screws ... ..	8	RMP0312			
		UI	Lock and remote control cable assemblies ... ..	2	4B 2132			
			Cables ... ..	2	14B 1938			
			Coverings... ..	2	14B 3465			

Type	Range	Plate	Description	Number per Vehicle	Austin Part Number	Austin Service Journal Reference		
						Vol.	Section	Page
BN.1 BN.2	To B.1099		Side window assembly, right hand ...	1	I4B 1872	24	Body	31
			Side window assembly, left hand ...	1	I4B 1878			
			Side window frame, right hand ...	1	I4B 1873			
			Side window frame, left hand ...	1	I4B 1879			
			Side window, right hand ...	1	I4B 1874			
			Side window, left hand ...	1	I4B 1880			
			Glazing rubbers ...	2	I4B 1875			
			Weatherstrips ...	2	I4B 1876			
			Side window assembly, right hand ...	1	I4B 2849			
			Side window assembly, left hand ...	1	I4B 2850			
	B.1100-7257		Fasteners (tenax), bottom portion ...	2	I4B 2464			
			Fasteners (tenax), top portion ...	2	I4B 2465			
			Nuts ...	2	FNZ 103			
			Plain washers ...	2	PWZ 103			
			Side window frame, right hand ...	1	I4B 3511			
			Side window frame, left hand ...	1	I4B 3512			
			Fixing brackets, front ...	2	I4B 3515			
			Fixing brackets, rear ...	2	I4B 3516			
			Nuts for fixing brackets front and rear ...	8	FNZ 103			
			Plain washers ...	8	PWZ 203			
	B.1100 on		Side screen cover assembly complete with side window and flap panel, right hand ...	1	I4B 3540			
			Side screen cover assembly complete with side window and flap panel, left hand ...	1	I4B 3541			
			Side window panels ...	2	I4B 3505			
			Signalling flap panels ...	2	I4B 3506			
			Beadings, bottom rail ...	2	I4B 3517			
			Beadings, front rail ...	2	I4B 3518			
			Beadings, middle rail ...	2	I4B 3519			
			Beading, main rail, right hand ...	1	I4B 3520			
			Beading, main rail, left hand ...	1	I4B 3521			
			Fixing screws for rails ...	as req.	I4B 3509			
	B.1100 on		Shouldered nipples ...	as req.	I4B 3510			
			Side window assembly, right hand...	1	I4B 4668			
			Side window assembly, left hand ...	1	I4B 4669			
			Side screen frame assembly, right hand ...	1	I4B 4670			
			Side screen frame assembly, left hand ...	1	I4B 4671			
			Side screen cover assembly with side window and flap panels, right hand ...	1	I4B 4674			
			Side screen cover assembly with side window and flap panels, left hand...	1	I4B 4675			
			Side window panels ...	2	I4B 4584			
			Beading, main rail, right hand ...	1	I4B 4680			
			Beading, main rail, left hand ...	1	I4B 4681			
	B.7258 on	SA3	Side window case assembly ...	1	4B 2134			
			Centre sockets for side screen ...	4	I4B 1881			

Type	Range	Plate	Description	Number per Vehicle	Austin Part Number	Austin Service Journal Reference		
						Vol.	Section	Page
BN.1 BN.2	To B.1099		Weatherstrips for side windows (use 14B 3451 with 14 B3452) ... ..	2	14B 1876	25	Body	32
			Weatherstrip ... ..	1	14B 3451			
			Weatherstrip ... ..	1	14B 3452			
	To B.11142		Sealing rubbers, bottom of doors ...	2	14B 2022			
			Sealing rubbers, doors to scuttle ...	2	14B 2747			
			Sealing rubber, door to scuttle, right hand ... ..	1	14B 5494			
	B.11143 on		Sealing rubber, door to scuttle, left hand ... ..	1	14B 5495			
			Attachment bracket, right hand ...	1	14B 5496			
			Attachment bracket, left hand ...	1	14B 5497			
			Securing strip, right hand ... ..	1	14B 5498			
			Securing strip, left hand ... ..	1	14B 5499			
			Screws, self-tapping ... ..	14	6K 9713			
			Screws, attachment brackets to hinge pillars ... ..	6	PTZ 803			
			Draught rolls, door hinge pillars and scuttle, 23" ... ..	4	14B 2533			
			Draught rolls, door shut pillars, upper, 4" ... ..	2	14B 2534			
			Draught rolls, door shut pillars, lower, 18" ... ..	2	14B 2535			




CASINGS—PLATE W



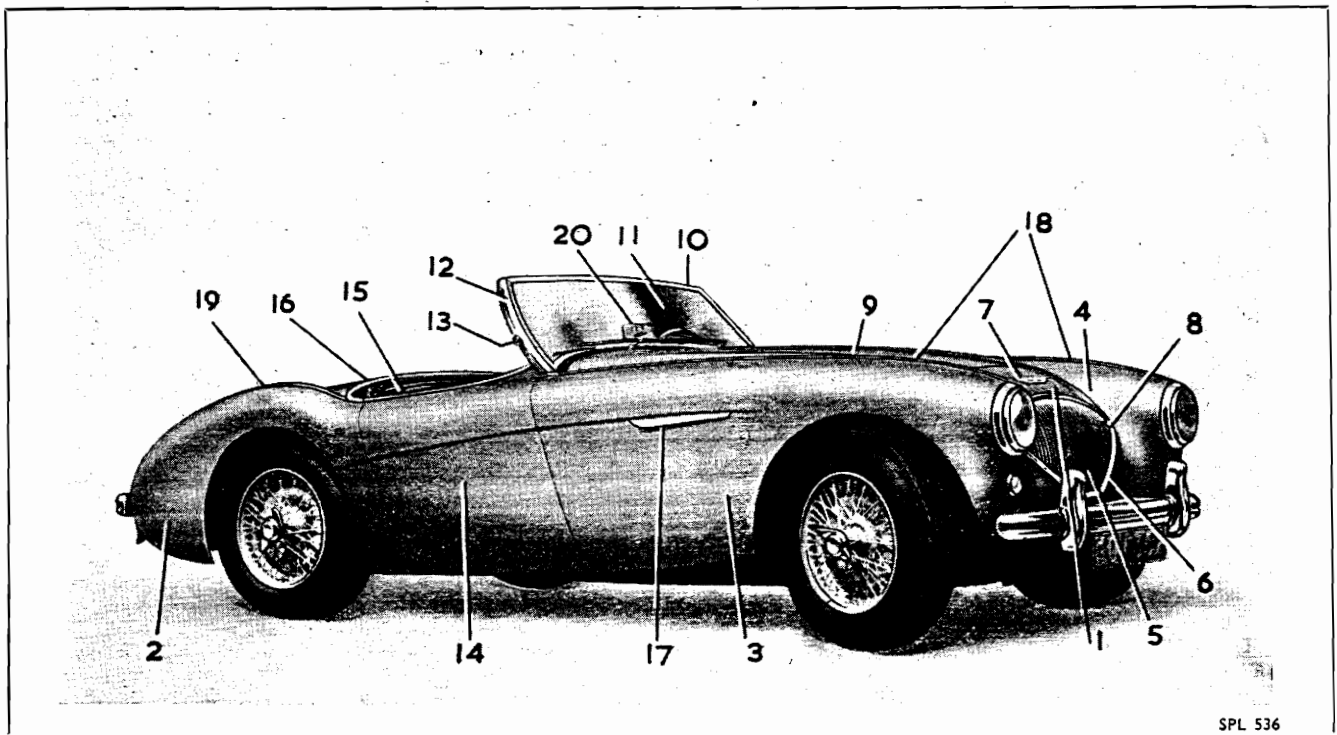
SPL 550

Type	Range	Plate	Description	Number per Vehicle	Austin Part Number	Austin Service Journal Reference		
						Vol.	Section	Page
BN.1 BN.2	B.1953 on	W2	Rear wheelarch covering assembly (boot), right hand ... ..	1	4B 2150			
			Rear wheelarch covering assembly (boot), left hand ... ..	1	4B 2151			
			Cockpit bulkhead covering assembly, rear ... ..	1	4B 2129			
			Shut pillar joint mouldings ... ..	2	4B 8914			

## MOULDINGS—PLATE VA



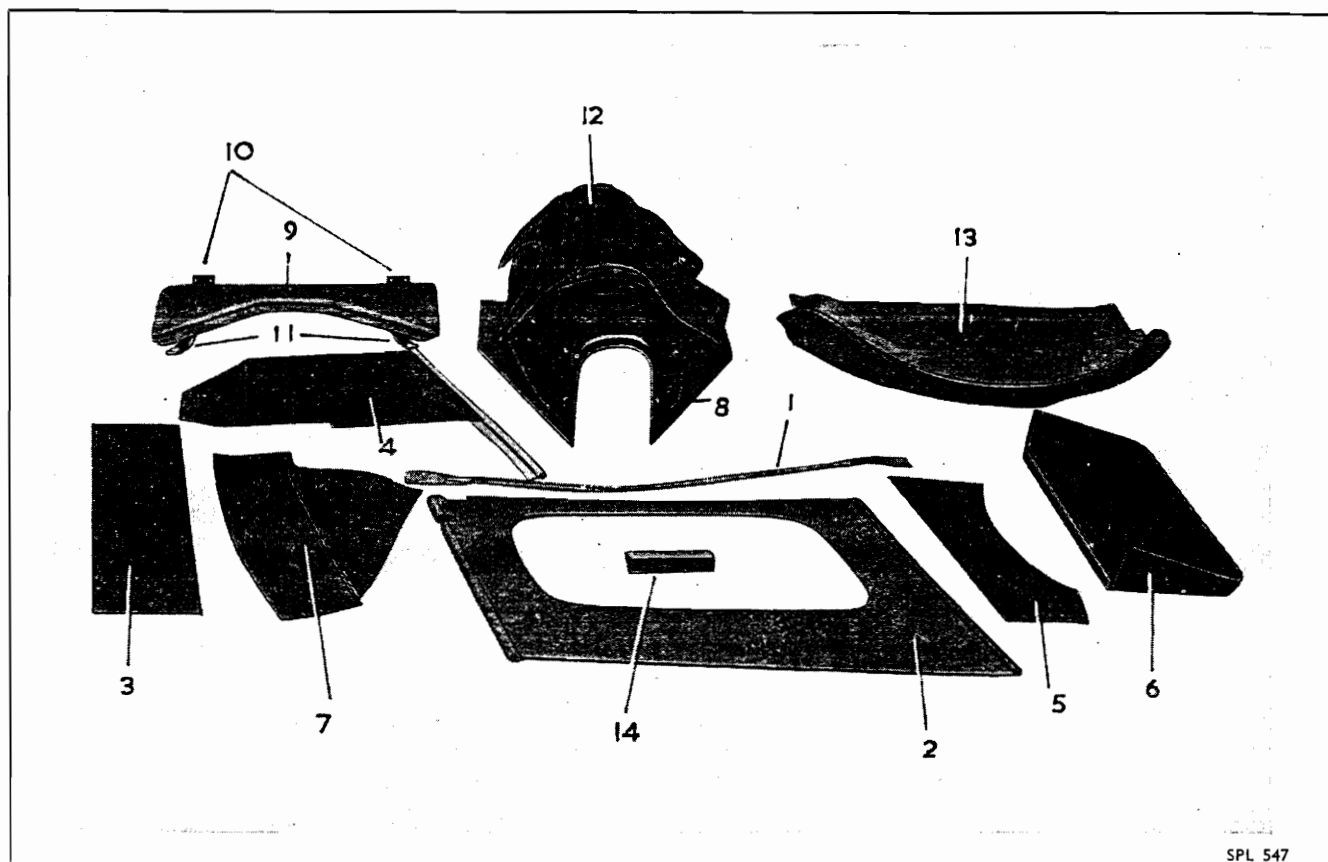
## MOULDINGS—PLATE M



# MOULDINGS

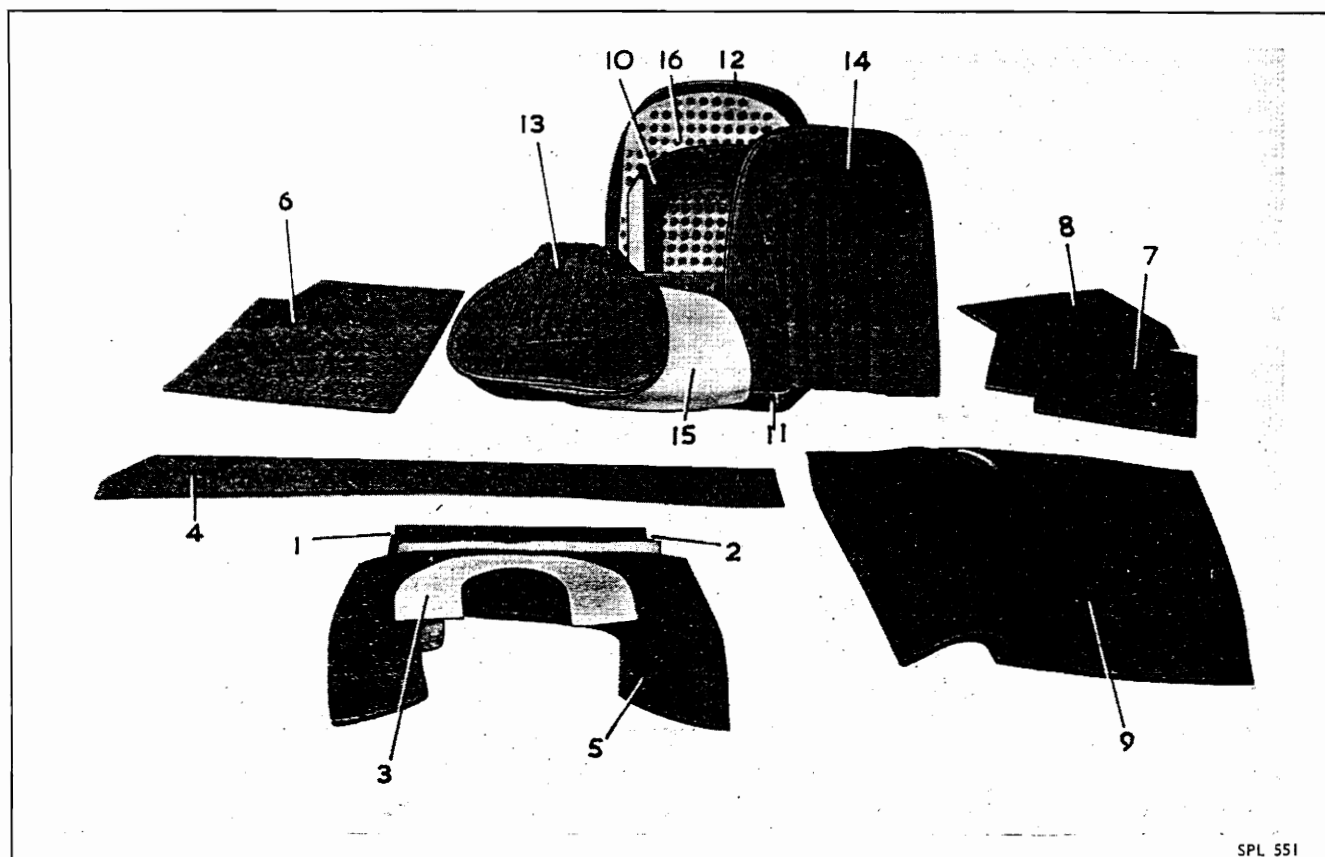
Type	Range	Plate	Description	Number per Vehicle	Austin Part Number	Austin Service Journal Reference			
						Vol.	Section	Page	
BN.1	To B.1000		Facia panel, R.H. Steering (telescopic steering column) ... ..	1	14B 1761	24	Steering	6	
			Facia panel, L.H. Steering (telescopic steering column) ... ..	1	14B 1824				
	B.1001-1854	V4	Facia panel, R.H. Steering (fixed steering column) ... ..	1	14B 3542				
			Facia panel, L.H. Steering (fixed steering column) ... ..	1	14B 3543				
	To B.1854	V5	Instrument panel less instruments	1	4B 2114	24	Body	32	
			Plastic seal ... ..	1	14B 2745				
			Screws ... ..	8	53K 2636				
	BN.2	B.1855 on		Spring washers ... ..	8				LWN 203
				Facia and instrument panel less instruments, R.H. Steering ...	1	14B 2874			
				Facia and instrument panel less instruments, L.H. Steering ...	1	14B 2875			
			VA1	Facia and instrument panel less instruments, R.H. Steering ...	1	14B 5681			
				Facia and instrument panel less instruments, L.H. Steering ...	1	14B 5682			
				Screws to facia panel fixing bracket ...	4	PMP 0310			
				Plain washers ... ..	4	PWZ 103			
				Spring washers ... ..	4	2K 1209			
		M15		Nuts ... ..	4	FNZ 103			
				Door cockpit moulding, right hand ...	1	14B 1711			
	Door cockpit moulding, left hand ...			1	14B 1712				
	Scuttle, cockpit moulding ... ..			1	14B 1709				
	M16				Rear cockpit moulding ... ..	1	14B 1710		
Screws fixing mouldings ... ..		22	6K 9924						
EN.1 BN.2	To B.2235		M17 Body side flash, right hand ... ..	1	14B 1727				
			Body side flash, left hand ... ..	1	14B 1728				
	B.2236 on			Nuts to wings ... ..	6	52K 325	24	Body	23
				Plain washers ... ..	6	6K 9695			
				Spring washers ... ..	6	2K 1209			
				Shut pillar face cover plate, right hand ... ..	1	14B 1755			
				Shut pillar face cover plate, left hand	1	14B 1756			
				Shut pillar face cover plate, right hand	1	14B 2837			
				Shut pillar face cover plate, left hand	1	14B 2838			
				Screws fixing cover plates ... ..	12	6K 9671			
Sill panel cover plate, right hand ...				1	14B 1757				
Sill panel cover plate, left hand ...				1	14B 1758				
Screws fixing cover plates ... ..	12	6K 9671							
M18		Front wing top piping, long ... ..	2	14B 1704					
		Front wing top piping, short ... ..	2	14B 1705					
M19			Rear quarter piping ... ..	2	14B 1708				
			End plugs for front wing pipings ...	8	4G 7615				
			Fixing tabs for pipings ... ..	40	4G 7614				

## FLOOR FITTINGS—PLATE U



SPL 547

## FLOOR FITTINGS —PLATE X



SPL 551

To face Floor Fittings, page I.

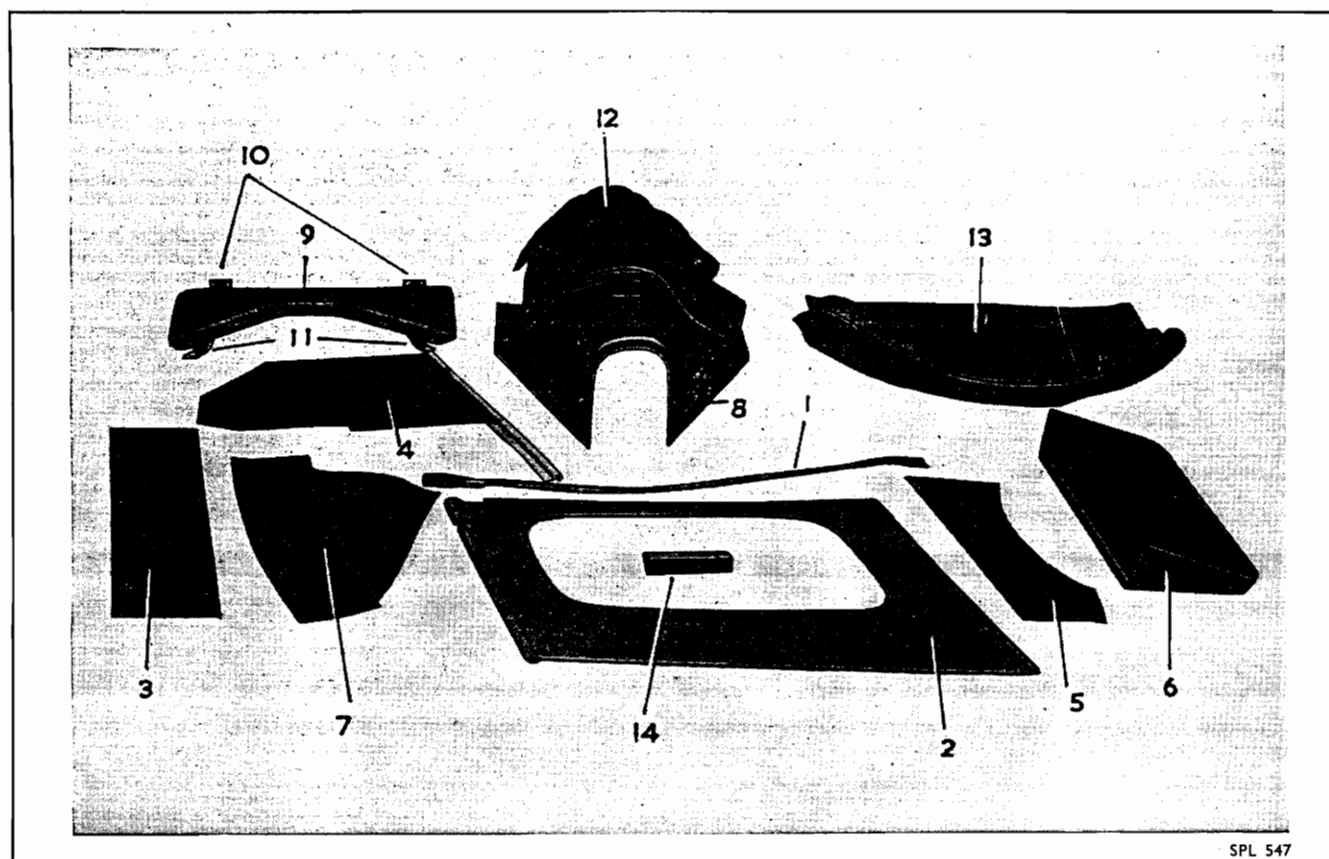
AUSTIN-HEALEY 100

# FLOOR FITTINGS

Type	Range	Plate	Description	Number per Vehicle	Austin Part Number	Austin Service Journal Reference			
						Vol.	Section	Page	
BN.1	To B.5745	U8	Gearbox cover assembly ... ..	1	4B 2184				
BN.2			Gearbox cover assembly ... ..	1	4B 2259				
BN.1			Gearbox cover extension assembly	1	4B 2146				
			Gearbox cover extension panel ...	1	14B 1804				
			Gearbox cover extension insulation, engine side ... ..	1	14B 5622				
			Felt covering, gearbox cover exten- sion panel ... ..	1	14B 2730				
			Heat deflector, rubber, gearbox cover extension panel ... ..	1	14B 3789				
			Gearbox cover extension panel as- sembly ... ..	1	4B 2258				
BN.2			X1	Gearbox cover extension panel ...	1	14B 5665			
				X2	Felt covering, gearbox cover exten- sion panel ... ..	1	14B 5666		
	X3	Heat deflector, rubber, gearbox cover extension panel ... ..			1	14B 5669			
		B.5746 on			Insulation, gearbox cover extension panel ... ..	1	14B 5667		
Centre tunnel extension assembly...	1		4B 2126						
Steering column blanking plates ...	2		14B 2512						
Felts, steering column sealing and blanking plates ... ..	4		14B 2513						
Screws ... ..	16		53K 2992						
Plain washers ... ..	16		53K 3157						
Pedal hole blanking plate ... ..	1		14B 2654						
Felt ... ..	1		14B 2655						
Screws to floor ... ..	2		53K 2635						
Plain washers ... ..	2		PWZ 103						
		Cover for brake master cylinder ...	1	14A 9436					
		U9 U10	Battery access panel assembly ...	1	4B 1232				
			Hinges for panel ... ..	2	14B 3500				
			Screws, hinges to panel ... ..	4	PMZ0306				
			Nuts ... ..	4	FNZ 103				
			Plain washers ... ..	4	PWZ 103				
			Spring washers ... ..	4	LWZ 203				
			Screws, battery access panel to axle cover panel ... ..	4	51K 2636				
			Nuts ... ..	4	51K 325				
			Plain washers ... ..	4	2K 1201				
Spring washers ... ..	4		2K 1209						
	U11	Battery access panel fixing straps ...	2	14B 1891					
		Lift dot fasteners, female, for straps	2	2H 5003					
		Lift dot fastener plates ... ..	2	2H 5004					
		Rivets ... ..	6	2K 9091					
	V6	Front carpet assembly, right hand, R.H. Steering ... ..	1	4B 1237					
		Front carpet assembly, left hand, R.H. Steering ... ..	1	4B 1238					
		Heel pad, rubber ... ..	1	14B 2620					
		Carpet fasteners ... ..	4	2H 8445					
		Spiked rings ... ..	4	2H 6136					

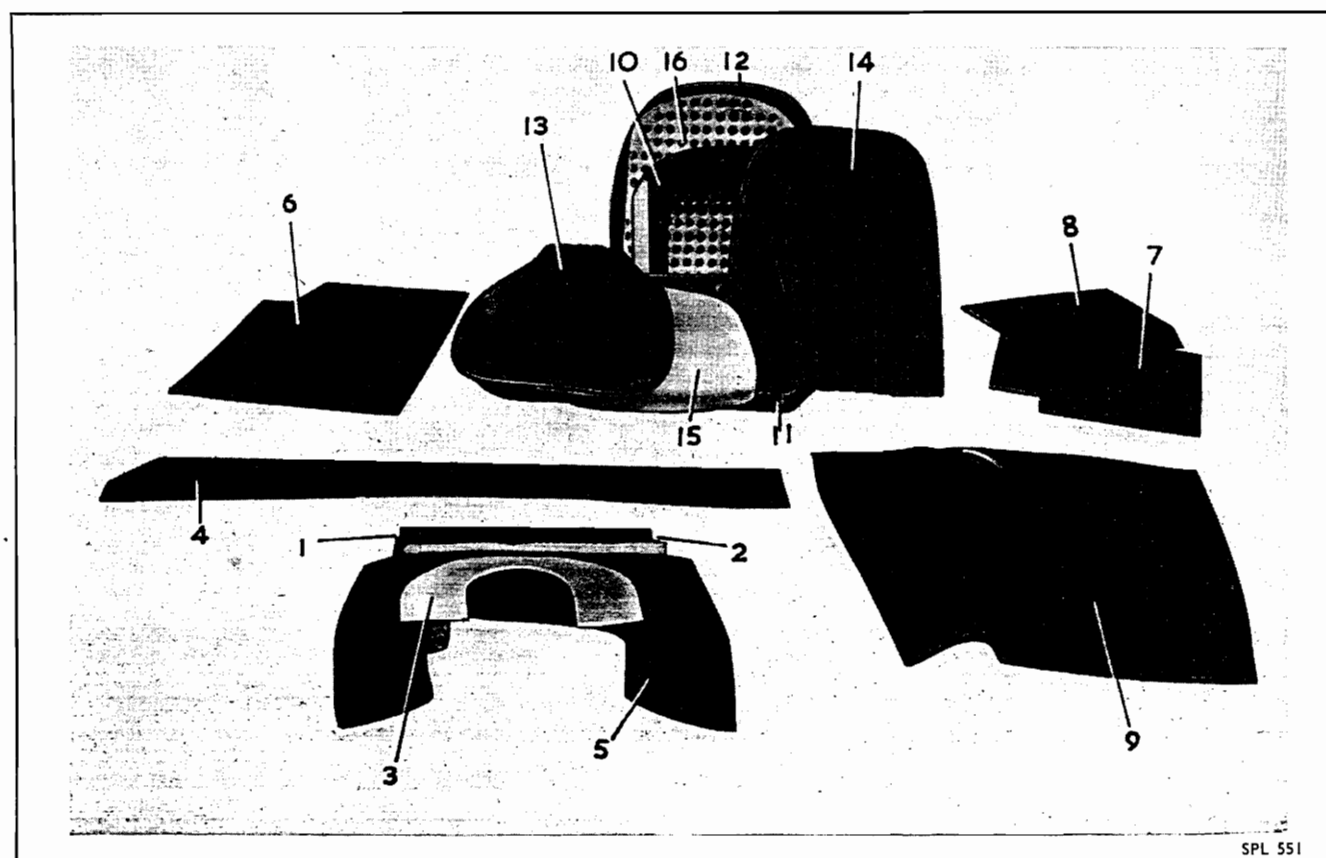
Type	Range	Plate	Description	Number per Vehicle	Austin Part Number	Austin Service Journal Reference		
						Vol.	Section	Page
BN.1 BN.2	B21—5745	{	Asbestos covering, pedal box, inner, left hand ... ..	1	14B 2740			
	B.21 on		Asbestos covering, right hand pedal box, front, left hand, lower ...	1	14B 2738			
	B.5746 on	{	Asbestos covering, pedal box front, left hand, upper ... ..	1	14B 3875			
			Asbestos covering, left hand, pedal box, front, left hand, lower ...	1	14B 3876			
		{	Asbestos covering, pedal box, inner, left hand ... ..	1	14B 3877			
			Asbestos covering, pedal box, top, left hand, front ... ..	1	14B 3878			
			Asbestos covering, pedal box, top left hand, rear ... ..	1	14B 3879			
			Screws for asbestos panels ... ..	14	PMZ0310			
			Nuts ... ..	14	FNZ 103			
			Plain washers ... ..	14	53K 3151			
			Spring washers ... ..	14	LWN203			
	B.5639 on	W3	Heelboard covering assembly ...	1	4B 2149			
		W4	Boot main floor covering assembly	1	4B 2208			
		W5	Boot side floor covering assembly, right hand ... ..	1	4B 2209			
			Boot side floor covering assembly, left hand ... ..	1	4B 2210			
		W6	Boot compartment divisional panel covering assembly ... ..	1	4B 2122			
		W7	Rear skirt covering assembly...	1	4B 2153			
		W8	Cockpit rear bulkhead covering as- sembly ... ..	1	4B 2129			
		W9	Tool compartment back covering as- sembly ... ..	1	4B 2130			
		W10	Tool compartment covering, base	1	14B 2589			
		W11	Axle cover panel covering assembly	1	4B 2211			
		W12	Covering, underseat assembly, right hand ... ..	1	2B 2144			
			Covering, underseat assembly, left hand ... ..	1	4B 2145			
			Carpet fasteners ... ..	2	2H 8445			
			Spiked rings ... ..	2	2H 6136			
		X4	Covering, sill panel outer, right hand	1	14B 5628			
			Covering, sill panel outer, left hand ...	1	14B 5629			
		W13	Centre tunnel covering ... ..	1	14B 5626			
		{ V7 X9	Gearbox covering carpet ... ..	1	14B 3464			
			Covering, gearbox cover extension panel ... ..	1	4B 5668			

# SEATS—PLATE U,



SPL 547

# SEATS—PLATE X



SPL 551

To face Seats, page 1.

AUSTIN-HEALEY 100



# SEATS

Type	Range	Plate	Description	Number per Vehicle	Austin Part Number	Austin Service Journal Reference		
						Vol.	Section	Page
BN.1 BN.2	To B.1000		Bucket seat assembly, right hand ...	1	4B 1234			
			Bucket seat assembly, left hand ...	1	4B 1235			
			Bucket seat cushion assembly, right hand ... ..	1	4B 5379			
			Bucket seat cushion assembly, left hand ... ..	1	4B 5380			
			Bucket seat squab assemblies ...	2	4B 5383			
		X10	Cushion frame assembly, right hand	1	4B 5375			
			Cushion frame assembly, left hand ...	1	4B 5376			
		X11	Cushion base assembly, right hand ...	1	4B 5374			
			Cushion base assembly, left hand ...	1	14B 5384			
		X12	Squab frame assemblies ... ..	2	4B 5381			
			Bolts, squab frame to cushion frame ...	4	HZS0509			
			Dome nuts ... ..	4	14B 2685			
			Plain washers ... ..	12	PWZ 105			
			Plain washers ... ..	4	PWP 105			
			Seat cushion assembly, right hand ...	1	4B 5379			
			Seat cushion assembly, left hand ...	1	4B 5380			
		X13	Cushion cover assembly, right hand	1	4B 5377			
			Cushion cover assembly, left hand ...	1	4B 5378			
		X14	Squab cover assemblies ... ..	2	4B 5382			
		X15	Foam rubber cushion pad, right hand	1	14B 1868			
			Foam rubber cushion pad, left hand	1	14B 1869			
		X16	Squab pads ... ..	2	14B 1870			
		U12	Centre tunnel arm rest pad assembly	1	4B 1236			
			Foam rubber pad ... ..	1	14B 1871			
			Tapped plates, seat fixing ... ..	4	14B 2635			
			Screws to floor ... ..	8	51K 1097			
			Nuts for screws ... ..	8	FNZ 103			
			Plain washers ... ..	8	PWZ 103			
			Spring washers ... ..	8	2K 1209			
			Bolts, seats to tapped plates ... ..	4	HZS0510			
			Plain washers ... ..	4	PWZ 105			
			Spring washers ... ..	4	2K 1211			
			Seat slide assembly, with lever, left hand, R.H. Steering ... ..	1	14B 2767			
			Seat slide assembly, with lever, right hand, L.H. Steering ... ..	1	14B 2774			
			Seat slide assembly, plain ... ..	1	14B 2768			
			Seat base packers, top... ..	4	14B 2880			
			Base packers ... ..	2	14B 2834			

Type	Range	Plate	Description	Number per Vehicle	Austin Part Number	Austin Service Journal Reference		
						Vol.	Section	Page
BN.1 BN.2	B.1001 on		Washer plates ... ..	4	I4B 2881			
			Nuts fixed to base packers ... ..	4	I4B 2876			
			Bolts, 1 $\frac{1}{4}$ " base, packer and washer plate to floor ... ..	6	HBZ0410			
			Plain washers, small ... ..	6	PWZ 104			
			Plain washers ... ..	3	PWZ 204			
			Spring washers ... ..	6	LWZ 104			
			D washers ... ..	3	2K 9993			
			Nuts ... ..	6	FNZ 104			
			Nuts, seat slides to seat base panels ...	6	FNZ 104			
			Plain washers ... ..	6	PWZ 204			
			Spring washers ... ..	6	LWN 204			
			Tee nuts, fixing seats and slides to floor	6	I4B 2877			
			Plain washers ... ..	3	PWZ 106			
			Spring washers ... ..	6	LWZ 206			
			Bolts, 1" for passenger seat ... ..	4	HBZ0408			
			Plain washers, small ... ..	4	PWZ 104			
			Seat slide conversion set, R.H. Steering ... ..	1	B3-634			
			Seat slide conversion set, L.H. Steering ... ..	1	B3-635			

2 SEATS

Revised June, 1956

EDITION I

AUSTIN-HEALEY 100

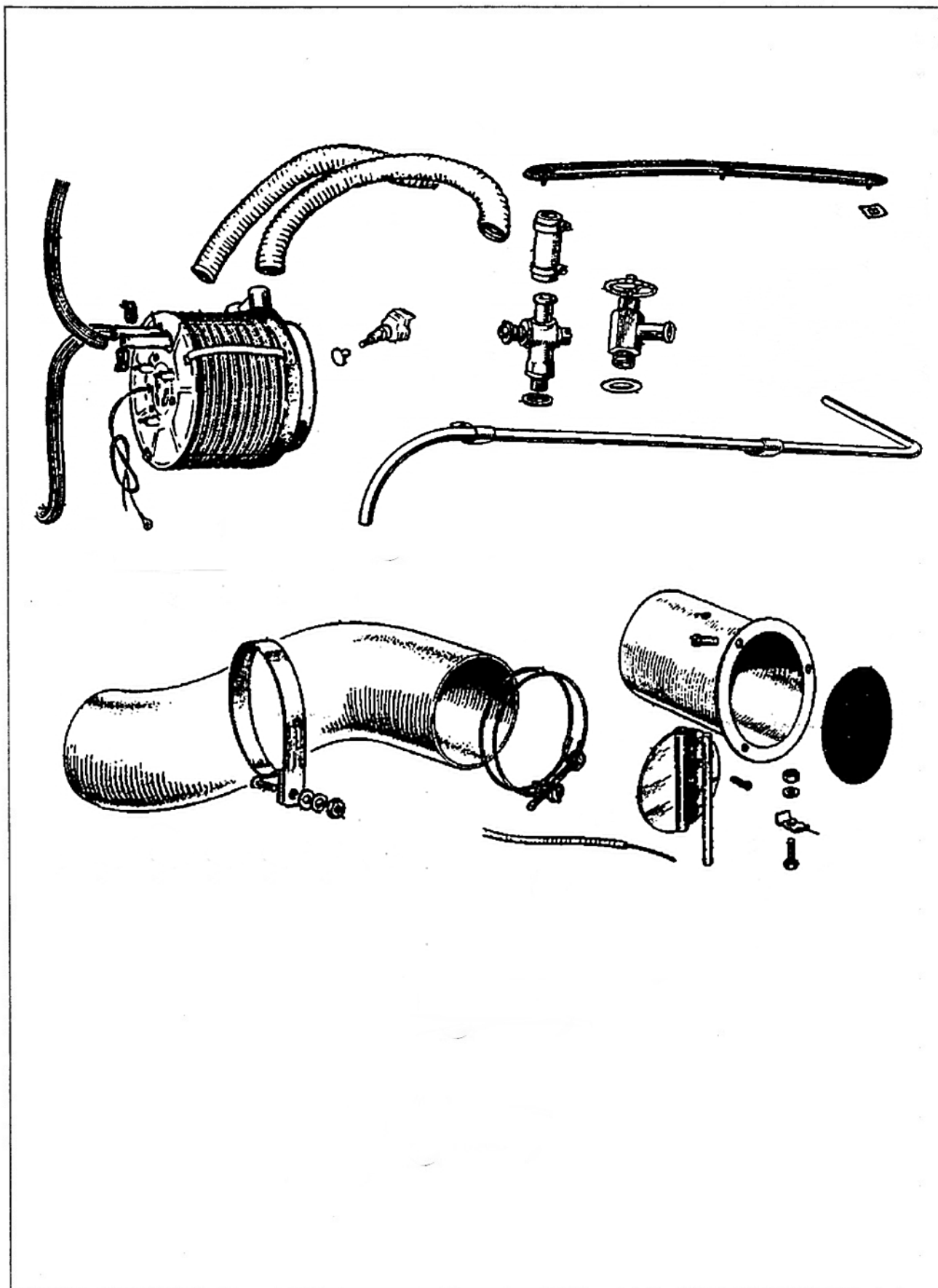
Publication 1050

# HEATER

There was no plate in the original Parts List.

This diagram is from the Moss Catalogue


PLATE 1



# HEATER

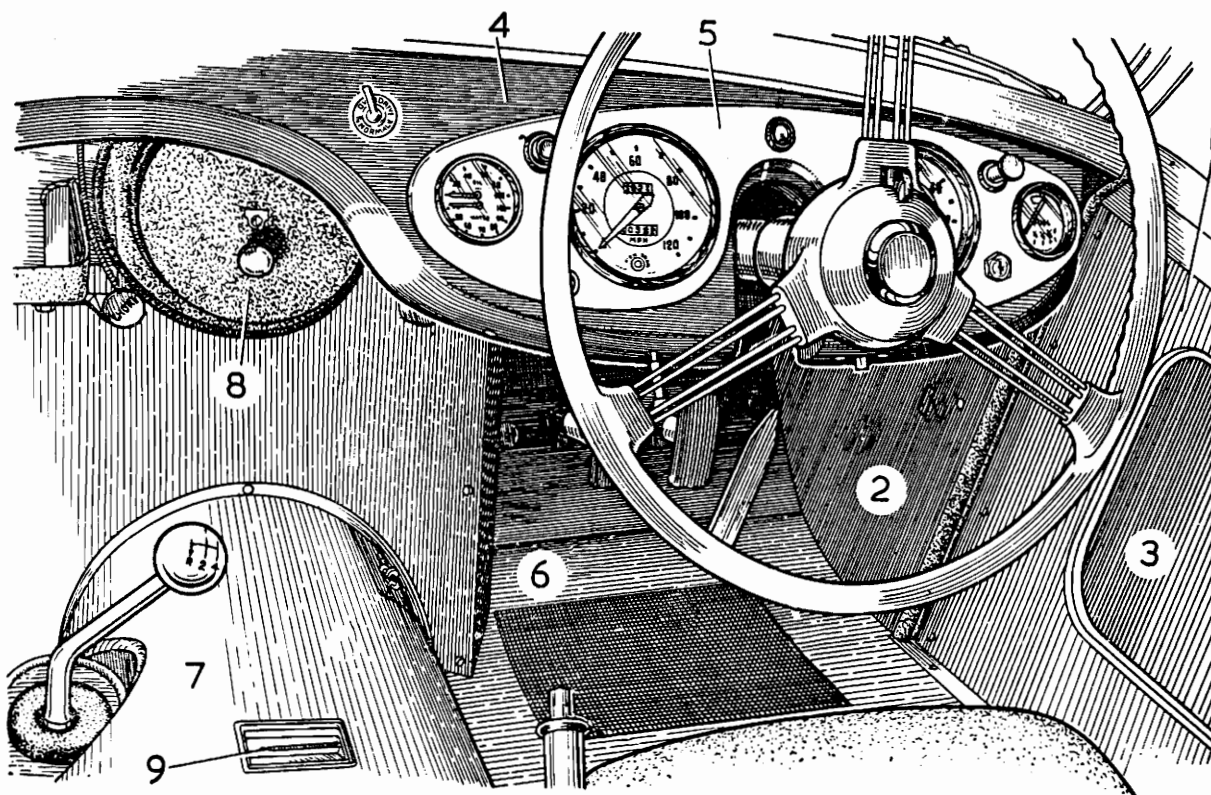
Type	Range	Plate	Description	Number per Vehicle	Austin Part Number	Austin Service Journal Reference		
						Vol	Section	Page
BN.1 BN.2	B.21-5745  B.5746 on	V8	<b>Car heater assembly</b> ... ..	1	14B 1953			
			Heater body ... ..	1	14B 2009			
			Heater motor ... ..	1	14B 2010			
			Heater fan ... ..	1	14B 2012			
			Heater radiator ... ..	1	14B 2011			
			Rheostat switch ... ..	1	2H 9354			
			Knob for switch ... ..	1	4K 5888			
			Heater 'Y' piece ... ..	1	14B 2015			
			<b>Flexible hose for demister (14" long)</b>	1	14B 3790			
			<b>Flexible hose for demister (12" long)</b>	1	14B 3791			
			Clips for hoses ... ..	4	3H 1286			
			<b>Grommets for copper outlet pipes, dash front</b> ... ..	2	2H 2816			
			<b>Demister mask assembly</b> ... ..	1	4B 1042			
			<b>Heater installation set</b> ... ..	1	58G 337			
			<b>Air valve assembly</b> ... ..	1	4G 5400			
			Air valve body ... ..	1	4B 8587			
			Rubber seal ... ..	1	4G 6571			
			Plate ... ..	1	14G 609			
			Strap for plate ... ..	1	14G 610			
			Lever ... ..	1	14G 612			
			Rivets for fixing strap and plate to lever	2	5C 2486			
			Plain washers ... ..	2	2K 1202			
			Split pins ... ..	2	2K 1228			
			Screw ... ..	1	2K 4145			
			<b>Gauze air valve</b> ... ..	1	4G 6575			
			Screws, air valve to dash front panel ...	3	53K 2637			
			Plain washers ... ..	3	6K 9695			
			Spring washers ... ..	3	2K 1209			
			Nuts ... ..	3	FNZ 103			
			<b>Flexible hose air intake</b> ... ..	1	14B 2749			
			<b>Flexible hose air intake</b> ... ..	1	14B 3887			
			Clip, hose to radiator grille ... ..	1	14B 3888			
			Clip, hose to air valve ... ..	1	14G 800			
			Clip, hose to wheelarch ... ..	1	14B 1917			
			Screw, clip to wheelarch ... ..	1	PMZ0308			
			Spring washer ... ..	1	LWZ 203			
			Plain washers ... ..	2	PWZ 103			
			Nut ... ..	1	FNZ 103			
			<b>Cold air control bracket</b> ... ..	1	14B 1977			
			Screws, fixing bracket ... ..	2	PMZ0310			
			Spring washers ... ..	2	LWN 203			
			Plain washers ... ..	4	PWZ 103			
			Nuts ... ..	2	FNZ 103			
			<b>Bracket for air valve control</b> ... ..	1	4B 8596			
			Screw to dash ... ..	1	53K 2634			
			Washers ... ..	2	PWZ 103			
			Nut ... ..	1	FNZ 103			
			<b>Clip for air valve control</b> ... ..	1	4B 8597			
			Screw, clip to bracket ... ..	1	53K 3004			
			<b>Control cable assembly</b> ... ..	1	1B 2753			
			Grommet for cable ... ..	1	3F 90			

## BODY EQUIPMENT—PLATE VA



SPL 549

## BODY EQUIPMENT—PLATE V

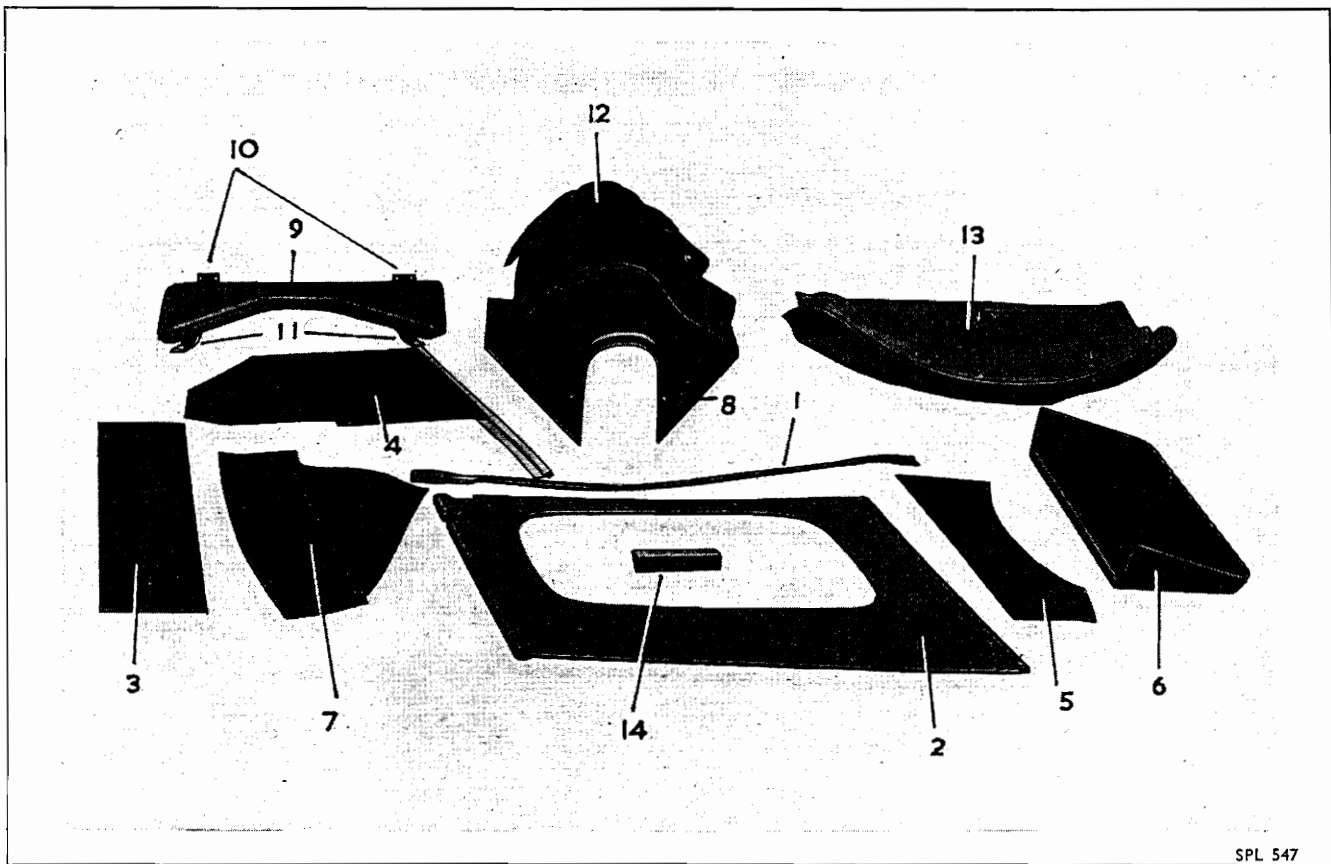


SPL 548

# BODY EQUIPMENT

Type	Range	Plate	Description	Number per Vehicle	Austin Part Number	Austin Service Journal Reference		
						Vol.	Section	Page
BN.1 BN.2	B.3800 on	M20	Interior driving mirror ... ..	1	14B 1867			
			Tapped plate ... ..	1	14B 2511			
			Facia and driving mirror attachment bracket, centre ... ..	1	14B 3572			
		V9	Ash tray ... ..	1	14B 2016			
			Screws, fixing ash tray ... ..	2	53K 1326			
			Nuts ... ..	2	FNZ 102			
			Spring washers ... ..	2	2K 1369			
			Jack holder ... ..	1	4B 1243			
			Jack handle holder ... ..	1	4B 1242			
			Steering column fixing bracket ... ..	1	14B 2547			
			Screws to retainer bracket ... ..	2	HNS0505			
			Nuts for screws ... ..	2	FNN 105			
			Plain washers ... ..	4	PWN 105			
			Spring washers ... ..	2	2K 1211			
			Screws for fixing bracket, channel end cold air duct panel ... ..	2	HNS0505			
			Nuts for screws ... ..	2	FNN 105			
			Plain washers ... ..	4	PWN 105			
			Spring washers ... ..	2	2K 1211			
			Plugs, front bumper apron panel ... ..	2	3H 926			
			Rear number plate bracket (not U.S.A.) ... ..	1	14B 1942			
			Rear number plate bracket, U.S.A. (supplied loose) ... ..	1	14B 2742			
	Rubber plugs, cold air duct in dash ... ..	2	4G 4920					
	Rubber plugs, for blanking fixing hole for brake fluid container, R.H. Steering ... ..	2	3H 926					
BN.1 BN.2	B.5746 on		Sealing ring, gear lever grommet ... ..	1	14B 3889	24	Body	53
		VA2	Grab handle ... ..	1	14B 1729			
			Packing strip ... ..	1	14B 2514			
			Nuts, securing handle ... ..	2	52K 301			
			Plain washers ... ..	2	PWZ 204			
			Spring washers ... ..	2	LWZ 204			
			Steering column blanking plates ... ..	2	14B 2512			
			Steering column sealing plates ... ..	2	14B 1815			
			Felts, for steering column sealing and blanking plates ... ..	4	14B 2513			
			Screws, securing plates ... ..	16	53K 2992			
			Plain washers ... ..	16	53K 3157			
			Pedal hole blanking plate ... ..	1	14B 2654			
			Felt, pedal hole blanking plate ... ..	1	14B 2655			
			Screws, securing blanking plate and felt ... ..	2	PMZ0307			
			Plain washers ... ..	2	PWZ 103			
			Blanking plates, heater tube holes ... ..	2	14B 2879			
			Screws, securing plates ... ..	2	PMZ0307			
			Nuts ... ..	2	FNZ 103			
			Spring washers ... ..	2	LWN 203			
			Blanking plate, dipper switch hole ... ..	1	4G 9943			
			Felt ... ..	1	14B 2719			
	Screws ... ..	2	PMZ0310					
	Nuts ... ..	2	FNZ 103					
	Spring washers ... ..	2	LWZ 203					
	Plain washers ... ..	2	PWZ 103					

## BODY EQUIPMENT—PLATE U



SPL 547

Type	Range	Plate	Description	Number per Vehicle	Austin Part Number	Austin Service Journal Reference		
						Vol.	Section	Page
BN.1 BN.2		U13	Rubber plug, cold air duct ... ..	1	4G 4920			
			Rubber plug, blanking heater access hole in dash panel ... ..	1	4G 3575			
			Grommet, fitted in dash panel ...	1	3F 90			
			Ferrules, fitted in steering aperture	2	3H 2506			
			Battery trays ... ..	2	4B 1232			
			Illumination lamp bracket ... ..	1	14B 1941			
			Nuts, bracket to rear bumper ...	2	FMZ 104			
			Spring washers ... ..	2	LWN 204			
			Plain washers ... ..	2	PWZ 104			
			Choke control bracket assembly, R.H. Steering ... ..	1	4B 2112			
			Screws, securing bracket ... ..	2	53K 3004			
			Tool holdall assembly ... ..	1	4B 1241			
			Dash front insulation, right hand, upper ... ..	1	14B 2694			
			Dash front insulation, left hand, upper ... ..	1	14B 2695			
			Spare wheel cover assembly ...	1	4B 1254			

## 2 BODY EQUIPMENT

Revised June, 1956

EDITION I

AUSTIN-HEALEY 100

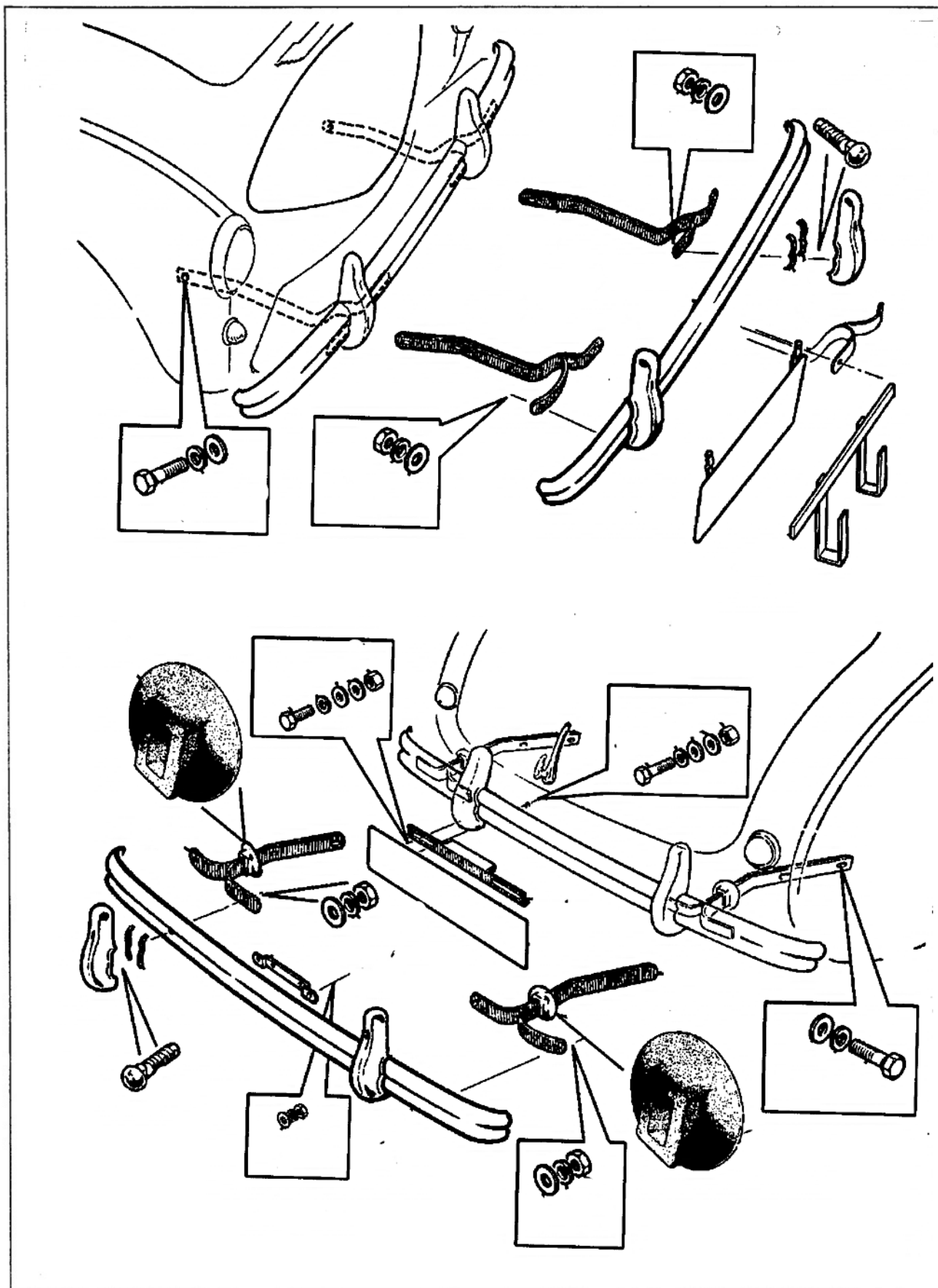
Publication 1050



# BUMPER BARS

There was no plate in the original Parts List.

This diagram is from the Moss Catalogue



# BUMPERS AND NUMBER PLATE

Type	Range	Plate	Description	Number per Vehicle	Austin Part Number	Austin Service Journal Reference		
						Vol.	Section	Page
BN.1 BN.2			Front bumper bar with overriders and spring bars ... ..	1	IB 8778			
			Front bumper bar ... ..	1	IB 8780			
			Overriders ... ..	2	IB 8784			
			Spring bar, right hand... ..	1	IB 8732			
			Spring bar, left hand ... ..	1	IB 8733			
			Setscrews, spring bars to frame ... ..	4	52K 1587			
			Spring washers ... ..	4	LWN 106			
			Washers ... ..	4	PWN 104			
			Rear bumper bar with overriders and spring bars ... ..	1	IB 8781			
			Rear bumper bar ... ..	1	IB 8783			
			Overriders ... ..	2	IB 8784			
			Spring bar, right hand... ..	1	IB 8785			
			Spring bar, left hand ... ..	1	IB 8786			
			Setscrews, spring bars to frame ... ..	4	52K 1587			
			Washers ... ..	4	PWN 104			
			Spring washers ... ..	4	LWN 106			
			Rubber grommet, right hand spring bar	1	IA 9307			
			Rubber grommet, left hand spring bar	1	IA 9308			
			Front number plate with brackets, United Kingdom ... ..	1	IB 8937			
			Rear number plate ... ..	1	IB 8940			
			Bolts to brackets ... ..	2	HZS0404			
			Nuts for bolts ... ..	2	FNZ 104			
			Plain washers ... ..	2	PWZ 204			
			Spring washers ... ..	2	LWZ 204			