


Nash Healey



June 2013

Newsletter

Sale of Nash Healey #1



Sets World Record



The results of the Worldwide Auction Houston Classic May 4, 2013 made Nash Healey history when Nash Healey #1 sold for a record setting \$500, 000. This was the very first production Nash Healey and the owner had spared no expense in the total, historic restoration by Tsikuris Classics which was supervised by Bill Emerson. Congratulations to both Dennis Collins and the new owner.

Nash Healey Registry Changes

Here we are at the beginning of June already. By the time this is sent out we will be getting organized to be off to Lake Tahoe for the 2013 Rendezvous. We hope to see some of you there. This looks like it will be a spectacular event in a great location with many opportunities for beautiful drives.

It is hard to believe half the year is behind us and we are into another summer. We are looking forward to the car shows and hopefully some Nash Healey spottings as the summer progresses. It amazes me how my list keeps growing and more Nash Healeys keep turning up.


The wonders of modern technology and Windows 8 are making it necessary to make a few changes. Future communications will come to you from nashhealeyregistry@gmail.com. I am hoping this will solve some of the issues I am encountering in sending the newsletters. Please add this to your address book to continue to receive communications. The former email address will, at least temporarily, remain active.

Thanks Judy Brookes

Original Watercolor Drawing

Registered owner Joachim Schwarz of Germany commissioned this lovely original drawing of his lovely 1953 Nash Healey Roadster. Along with some of his other vehicles. The artist used photos and background information provided by the owner to create his image. If anyone is interested in having an original drawing of their Nash Healey done please contact

JoachimSchwarz@pbvw.de
for information.



California Mille

2013



Picture taken April 28, 2013 just before the start of the 1,050 Mille torturous CA Mille. Red one broke at lunch first on the first day while the green one completed full course with flying colors with no oil consumption or coolant loss. Lots of bug collection and a few more rock chips. Jim Walton

The 2013 California Mille was held April 28th to May 2nd on the challenging back roads of Northern California. The four-day, 1,000-mile rally continued its long tradition of spirited driving in historic sports cars on the twisty and picturesque roads for which they were intended. The rally celebrates Italy's famous Mille Miglia (thousand mile) race that ran from Brescia to Rome to Brescia from 1927-1957. Cars that could have qualified for the original event are eligible for entry in the California Mille.

The California Mille 2013 started with the customary free car show on Sunday, April 28th in front of San Francisco's Fairmont Hotel. Italian Consul General Mauro Battocchi welcomed fans on behalf of his nation, offering historic insight into the original Mille Miglia..

The sixty Mille entrants headed north early on Monday morning. Once out of San Francisco and across the Golden Gate Bridge, the rally ended day one with an overnight stop in Redding. Day two began with challenging and beautiful drive on the hallowed Highway 36, one of California's finest driver's road. The 2013 California Mille returned to Mendocino for its second night on the road, followed by a variety of coastal and inland routes during days three and four with two overnight stays at Calistoga's Solage Resort.

Are You Ready To Tour

Initial Inspection

- Remove the car covers and do a visual inspection. Check for low tires and fluid leaks. Then pop the hood and top up all fluid levels, including the battery. Do a visual check of all hoses and belts.

Hook up the Battery

- Clean the posts with a wire brush and install the battery in the battery tray. If you have left the battery in the car, check for corrosion before hooking up the posts.

Electrical System Check

- Before you start the car, check that all lights and electrical accessories are working.

Brake Check

- As long as your brake pedal did not go all the way to the floor when you checked your brake lights, do a hard stop at low speed as you back out of the garage. Also check the emergency brake.

Tires Check

- Check the air pressure and top up if necessary. Do a visual inspection of tires to check for wear or deterioration. Guidelines suggest that tires should be replaced every ten years regardless of usage. Remember to check the spare as well..

Start the Motor

- Pump the gas, turn the key and push the starter. If your car has not been started for a while, the fuel in the float bowl has likely evaporated. If you have an electric fuel pump, listen for it to stop pumping before you crank the engine. If the engine fails to fire, you may have to mist a little gas into the carb throat. Once the engine has started and you have oil pressure, back out of the garage and check for fluid pools before proceeding..

First Drive


- Do a short drive around the block to allow the engine to come up to operating temperature. Check the brakes and watch the temperature to ensure the thermostat is opening correctly..

Insurance and Registration

- Check to ensure you have put your new license plate sticker on and that your insurance documentation is in the vehicle.

Off We Go

- Polish those wire spokes and Happy Healying..



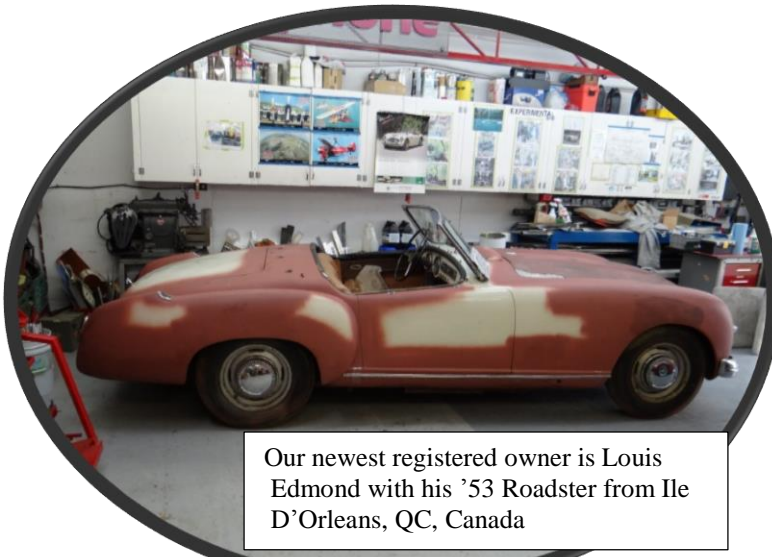


James
Rugowski,
Wisconsin



Terry Gale,
Colorado

Owners Gallery



Our newest registered owner is Louis Edmond with his '53 Roadster from Ile D'Orleans, QC, Canada



Al Ruckey, Detroit

John Gumbinger, Washington



Leonard McCue, Florida



Please send me your photos at nashhealeyregistry@gmail.com to include in the Gallery.

Also, Larry Varley would like everyone to send him photos for inclusion on his web page..There is a wealth of information available on this website. Check it out at <http://www.acmefluid.com.au/nash/nash3.html>

Upcoming Events

2013 AHCA Rendezvous

Lake Tahoe June 16-21, 2013

www.rendezvous2013.com/

Numerous Nash Healey Registry members have expressed interest. This promises to be a great event. Let's see how many Nash Healeys we can show at Lake Tahoe.

Conclave Charlevoix 2013

June 23rd – 28th 2013

www.austinhealeyconclave.com/

2013 Grand Nashional

held at the Clarion Hotel,
Batavia, New York on July 24-27, 2013.
Hosted by Niagara Frontier Region

Registry Update

The Nash Healey Registry has grown from an initial 11 four years ago to a present total of 145 registered vehicles. Our list of vehicles believed to still exist is at currently 377. We welcome our latest registered owner from Quebec with a 1953 roadster that had not appeared on any previous listing.

Please send your stories and photos to nashhealeyregistry@gmail.com or jbrookes@moradnet.ca. We need your input to continue producing the Nash Healey Newsletter

Wanted: For 53 roadster

Nash ignition key blank, rear deck "flag" badge, rocker panel jack hole "plugs", windshield inner top trim, front grille badge and mounting escutcheon (from 51 Ambassador?), tail light lens, accessory pull switches from dash, switch knobs, door latch knobs, radio panel, steering wheel center (plastic boss and chrome retainer ring only - I have the OD button), and shift lever. John DeHaan, 707-642-8023, 2301 Alameda St., Vallejo CA 94590 or jddehaan@fire-exforensics.com

Items for sale

Nash Healey Drive Stabilizer Trunnions are back in stock. Restore straight safe driving. Prevent sloppy steering, wandering and certain drive line noises. Exact factory replacement for all 51-54. Nash never made spares so we did. \$219 Heavy Duty, lifetime warranty. Order by email from Bob Walker ambo49@gmail.com or call 714 991 7070. For details go to our website NashRamblerRubber.com

Items for sale

Billet steel machined lower front spring seats molded in urethane and many times stronger than the original. A serious safety item. \$695.00 per set

1952-54 Nash Healey Roadster Windshields \$695.00

1953 Nash Healey Coupe back Windshields \$695.00

1953 & 1954 Nash Healey Coupe Windshields \$695.00

1954 Nash Healey Coupe back windshield weatherstrip. \$450.00

All Nash Healeys extended front suspension caster adjuster \$350.00

All Nash Healeys front stabilizer bar (3 times stiffer) \$ 395.00

Nash Healey rear motor mounts recast in urethane for \$95.00 each on an exchange basis only

Contact Jim Walton nshjw@yahoo.com or

The Nash Healey Newsletter

is produced quarterly and distributed free of charge to Registered owners. If you are not registered please contact me in order to continue receiving your copy. There are no fees associated with The Registry and strict privacy levels are maintained. I have not included a registration form, but please contact me to receive one or if you know of someone who is not registered that I should contact. Please contribute to the Newsletter by sending me your photos and stories. We appreciate all contributions and suggestions.

Contact Information

Judy Brookes

PO Box 6452

Hinton, Alberta Canada T7V 1X7

Telephone 780-865-7066

Or email nashhealeyregistry@gmail.com