


Presenting



AMERICA'S OUTSTANDING SPORTS CAR

THE CAR THAT COMBINES THE GENIUS OF 3 NATIONS



...THE

Nash-Healey

STYLED BY

Pinin Farina




WORLD'S FOREMOST
DESIGNER OF CUSTOM
MOTOR CARS



Golden International Competition
of Motors Trophy — Awarded the
Nash-Healey as best price in
Foreign Car Design Build Class — 1951.

Superb Styling OF THE CUSTOM



NASH-HEALEY CONVERTIBLE

There's style and grace and verve personified in the classic lines of this most beautiful of all sports cars. Here is the only car that combines the automotive genius of three nations—the incomparable coachwork of Italy's Pinin

Farina . . . the exclusive "Trailing Link Front Suspension" of England's Donald Healey . . . and the smooth power of America's famous Nash Ambassador LeMans Dual Jet-fire engine. The result! The world's outstanding sports car.


WORLD'S FOREMOST CAR DESIGNER



NASH-HEALEY LEMANS HARDTOP

Presenting a distinctive note in sports car design! A superb combination of convertible flair and sedan elegance. The low silhouette minimizes wind drag. Large glass area—front, rear and to the sides—assures excellent visibility.

The wide seat upholstered in luxurious genuine leather affords plenty of comfort for long cross-country trips. In either of two smart body types, the Nash-Healey tops all sports cars, feature by feature.



Chassis Features:

Of all American sports cars, only the Nash-Healey offers the exclusive Healey "Trailing-Link Coil Suspension."


This unique suspension permits controlled movement of the front wheels under all road conditions, thus giving remarkable steering ease, outstanding "cornering" and exceptional road-holding ability at all speeds.

The exceptional power-per-pound ratio assures plenty of "get-up-and-go." With automatic overdrive as standard equipment, effortless cruising is yours at low R.P.M.

An ample luggage compartment and a spare tire carrier are located beneath the rear deck.

Nash Ambassador LeMans Dual Jetfire Engine Offers Top Performance with Outstanding Dependability

The only American power plant with 7-bearing, 100% counter-balanced crankshaft, the Nash Ambassador LeMans Dual Jetfire engine gives the Nash-Healey blazing power coupled with amazing economy. This is the engine that has enabled the Nash-Healey to top all American cars for two successive years in the famous Grand Prix Road Race at LeMans, France. Outstanding features of this great power plant are the high compression (8 to 1) aluminum cylinder head . . . dual horizontal carburetion . . . deep-breathing overhead valves for maximum efficiency.



NASH-HEALEY SPECIFICATIONS

BODY STYLES: Convertible and LeMans hardtop styles handcrafted in Italy by Pinin Farina. Luxuriously upholstered in genuine leather.

ENGINE: LeMans Dual Jetfire, six cylinder with overhead valves. Bore, $3\frac{1}{2}$ ". Stroke, $4\frac{3}{8}$ ". Piston displacement, 252.6 cu. in. Compression ratio, 8:1. Brake horsepower, 140 at 4000 RPM. Torque, 230 lb. ft. at 2000 RPM. Seven main bearing, 100% counter-balanced crankshaft. High compression aluminum head with alloy steel valve inserts. Integrally cast intake manifold. Aluminum alloy 4-ring pistons with U-Flex oil control rings. Full pressure lubrication to main, rod, and camshaft bearings. Gear driven oil pump. 6 qt. oil capacity.

FUEL SYSTEM: Dual side-draft carburetors with automatic chokes. Mechanical fuel pump with integral filter. 20 gallon fuel tank.

COOLING SYSTEM: Full length water jackets. Centrally located water pump. Thermostatic water temperature control. 17 qt. capacity.

ELECTRICAL SYSTEM: High-capacity generator. 15 plate, 105 amp-hr, 6-volt battery. High-torque, 6 volt starting motor. Automatic vacuum controlled spark advance. Waterproof ignition. Sealed-beam headlights.

DRIVE UNITS: Dry-type, single plate 10" clutch. Three-speed transmission equipped with automatic overdrive. Torque tube drive with rear coil springs. Hypoid rear axle with 4.1:1 ratio.

FRONT SUSPENSION: Healey "trailing link" independent suspension with coil springing and stabilizer bar.

BRAKES: Four-wheel, 10" diameter, hydraulic, internal expanding type.


STEERING: Walking beam type. Adjustable steering wheel.

EQUIPMENT: 6.40 x 15 white sidewall tires. Spare wheel and tire. Weather Eye (optional). Tachometer. Cigarette lighter. Ashtray. Dual windshield wipers. Wheel discs. Jack and wheel wrench. Directional signals.

DIMENSIONS

	Convertible	Hardtop
Wheelbase	102"	108"
Overall Length	170.75"	180.5"
Width	64"	65.87"
Height	48.65"	55"
Tread, Front	53"	53"
Rear	54.87"	54.87"

All specifications and dimensions subject to change without notice.



Nash Motors

DIVISION, NASH-KELVINATOR CORPORATION, DETROIT 32, MICHIGAN